

# Scattering phases in the broken phase of the 4-d $O(4)$ non-linear $\sigma$ -model

Jörg Westphalen<sup>a, b\*</sup>, Frank Zimmermann<sup>a, b</sup>,  
Meinulf Göckeler<sup>a, b†</sup> and Hans A. Kastrup<sup>a</sup>

<sup>a</sup>Institut für Theoretische Physik E, RWTH Aachen, D-52056 Aachen, Germany

<sup>b</sup>HLRZ c/o KFA Jülich, P.O.Box 1913, D-52425 Jülich, Germany

Using Lüscher's method we determine the elastic scattering phases in the broken phase of the 4-dimensional  $O(4)$  non-linear  $\sigma$ -model from the two-particle energy spectrum in a Monte-Carlo study on finite lattices. In the isospin-0-channel we observe the  $\sigma$ -resonance and extract its mass and its width. In all scattering channels investigated the results are consistent with perturbative calculations.

## 1. INTRODUCTION

Lüscher established a relation between the energy spectrum of two-particle states in a finite box with periodic boundary conditions and elastic scattering phase shifts defined in infinite volume [1]. Since two-particle energy levels are calculable by Monte Carlo techniques, this relation opens the possibility to extract phase shifts from numerical simulations on finite lattices. We give a résumé of our results on the elastic scattering phases in the broken phase of the 4-dimensional  $O(4)$  non-linear  $\sigma$ -model including the corrections to our preliminary results of the Lattice '92 contribution [2]. For a more detailed discussion see ref. [3].

## 2. FROM THE TWO-PARTICLE SPECTRUM TO THE SCATTERING PHASES

We give the "pions" of our model a nonzero mass  $m_\pi$  by means of an external source  $J$  in the action:

$$S = -2\kappa \sum_x \sum_{\mu=1}^4 \Phi_x^\alpha \Phi_{x+\hat{\mu}}^\alpha + J \sum_x \Phi_x^4. \quad (1)$$

The scalar field is represented as a four-component vector  $\Phi_x^\alpha$  of unit length:  $\Phi_x^\alpha \Phi_x^\alpha = 1$ .

Two-pion states are classified according to cubic symmetry and have "isospin"  $I = 0, 1, 2$ . For their investigation we define the operator:

$$\mathcal{O}_i^{ab}(t) = \sum_{\vec{n} \in \mathbb{Z}_L^3} \tilde{f}_i(\vec{n}) \tilde{\Phi}_{-\vec{n},t}^a \tilde{\Phi}_{\vec{n},t}^b \quad (2)$$

where  $\tilde{f}_i(\vec{n})$ ,  $i = 1, 2, \dots$  is some basis of wave functions with correct cubic symmetry and  $\tilde{\Phi}_{\vec{n},t}^a$  is the spatial Fourier transform of the field  $\Phi_{\vec{x},t}^a$  on a lattice of spatial extent  $L$ :

$$\tilde{\Phi}_{\vec{n},t}^a = L^{-3} \sum_{\vec{x} \in \mathbb{Z}_L^3} \Phi_{\vec{x},t}^a e^{2\pi i \vec{x} \cdot \vec{n} / L}. \quad (3)$$

The simplest choice of cubically invariant wave functions is a sum over plane waves:

$$\tilde{f}_i(\vec{n}) = \delta_{i,\vec{n}^2} \quad , \quad i = 0, 1, 2, \dots \quad (4)$$

We also used another set of (Lüscher-) wave functions [1], which gave the same final results (see [3] for further details).

In the isospin-0 channel, where the  $\sigma$ -resonance is expected, we use operators  $O_i(t)$  given by

$$O_i(t) = \frac{1}{\sqrt{3}} \sum_{a=1}^3 \mathcal{O}_i^{aa}(t). \quad (5)$$

Additionally we have to take into account the  $\sigma$  field at zero momentum

$$O_\sigma(t) = \tilde{\Phi}_{\vec{0},t}^4 = \frac{1}{L^3} \sum_{\vec{x} \in \mathbb{Z}_L^3} \Phi_{\vec{x},t}^4, \quad (6)$$

\*speaker at the conference

†supported by the *Deutsche Forschungsgemeinschaft*

since it has the correct quantum numbers and is expected to create a state with energy below the inelastic threshold.

The two-particle energies  $W_\nu$  are extracted from the matrices of connected correlation functions [4]. For the different isospin channels these matrices are given by

$$\begin{aligned} C_{ij}^0(t) &= \langle O_i(t) O_j(0) \rangle_c, \\ C_{ij}^1(t) &= \langle \text{Im } \mathcal{O}_i^{ab}(t) \text{Im } \mathcal{O}_j^{ab}(0) \rangle_c, \\ C_{ij}^2(t) &= \langle \text{Re } \mathcal{O}_i^{ab}(t) \text{Re } \mathcal{O}_j^{ab}(0) \rangle_c - C_{ij}^0(t). \end{aligned} \quad (7)$$

As described in [1], for each lattice extent  $L$  and each two-particle energy level  $W_\nu < 4m_\pi$  we get one value of the scattering phase shifts  $\delta_0^0$ ,  $\delta_1^1$ , and  $\delta_0^2$ , respectively, in the elastic region  $0 < k_\nu / m_\pi < \sqrt{3}$ . It is computed from the key relation

$$\delta_l^I(k_\nu) = -\phi\left(\frac{k_\nu L}{2\pi}\right) \bmod \pi, \quad (8)$$

where  $\phi$  is a continuous function defined in [1], see also [2,3] ( $l$ =angular momentum). The momentum  $k_\nu$  corresponding to  $W_\nu$  has to be calculated with the help of the (lattice) energy momentum relation

$$\left(2 \sinh \frac{(W_\nu/2)}{2}\right)^2 = m_\pi^2 + \vec{k}_\nu^2. \quad (9)$$

This relation does not determine  $k_\nu$  uniquely, since  $\vec{k}_\nu^2$  depends not only on  $k_\nu$  but also on the direction of  $\vec{k}_\nu$ . We include this small ambiguity in the error estimate for  $k_\nu$ .

### 3. NUMERICAL RESULTS

The data points in figs. 1- 3 show the momenta extracted from the energy levels and the corresponding phase shifts  $\delta_0^0$ ,  $\delta_1^1$ ,  $\delta_0^2$  at ( $\kappa=0.315$ ,  $J=0.01$ ).

How do our results compare with one-loop perturbation theory if we insert the renormalized coupling constant and masses as determined by our simulations? The dashed curves are the perturbative predictions based on an estimate  $\tilde{m}_\sigma$  of the resonance mass  $m_\sigma$ , which was obtained from a fit to the non-resonance  $\sigma$ -propagator in

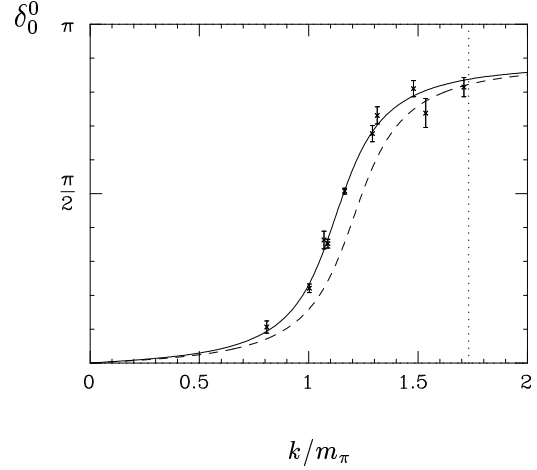


Figure 1. Comparison of the perturbative fit 3.A. (solid curve) and the perturbative prediction (dashed curve) in the isospin-0 channel.

momentum space. We consider  $\tilde{m}_\sigma$  to be an estimate only, since the  $\sigma$  particle is unstable. Fig. 1 shows that indeed  $m_\sigma$  lies below  $\tilde{m}_\sigma$ .

In figs. 2, 3 we observe no significant deviation from perturbation theory: For isospin 1 and 2 the perturbative predictions depend on  $m_\sigma$  only weakly.

In order to determine the resonance mass  $m_\sigma$  and the decay width  $\Gamma_\sigma$  from the measured scattering phases we have employed different methods:

#### A. Perturbative Fit

The one-loop perturbative formula for  $\delta_0^0$  [5] (see [3] for details) as function of  $k; m_\pi, m_\sigma, \Gamma_\sigma$  can be used as a fit ansatz for *all* points in the elastic region. This leads to  $m_\sigma = 0.691(3)$  and  $\Gamma_\sigma = 0.112(7)$  in good agreement with the results from the Breit-Wigner fit below.

#### B. Breit-Wigner Fit

Fitting to the (relativistic) Breit-Wigner formula

$$\tan\left(\delta_0^0 - \frac{\pi}{2}\right) = \frac{W^2 - m_\sigma^2}{m_\sigma \Gamma_\sigma} \quad (10)$$

has the major advantage of being free of additional assumptions, but can only be applied near

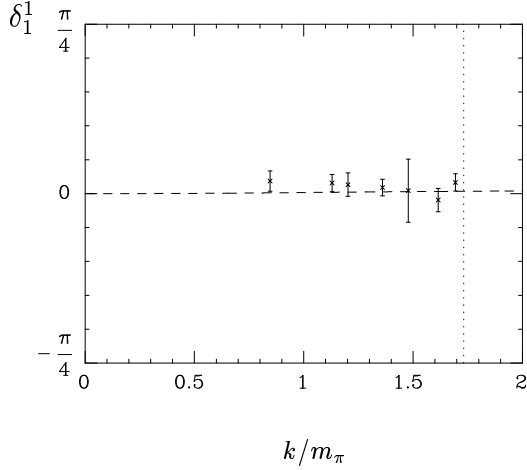


Figure 2. *Is there a  $\rho$  in the isospin-1 channel? – The scattering phase shifts for isospin 1 indicate that there is none as expected from perturbation theory.*

the resonance at  $\delta_0^0 = \pi/2$ , so only few data points are used. Nevertheless we get for the resonance mass  $m_\sigma$  and width  $\Gamma_\sigma$ :  $m_\sigma = 0.706(2)$  and  $\Gamma_\sigma = 0.130(9)$ . These numbers have to be compared with the estimate  $\tilde{m}_\sigma = 0.720(1)$  and the perturbative prediction  $\tilde{\Gamma}_\sigma = \Gamma_\sigma(\tilde{m}_\sigma, \dots) = 0.121(1)$ .

#### 4. DISCUSSION AND CONCLUSIONS

The results for the decay width agree reasonably well with the perturbative predictions, while the resonance masses  $m_\sigma$  lie systematically (about 5 %) below the estimates  $\tilde{m}_\sigma$  from the fit to the propagator in momentum space. However, this discrepancy should not be too surprising, because the width of the  $\sigma$ -resonance for our choice of parameters is rather large:  $\Gamma_\sigma \approx 0.15 m_\sigma$ .

Once again, renormalized perturbation theory has turned out to be very reliable in the four-dimensional  $\Phi^4$ -theory. Furthermore, we have demonstrated the applicability of Lüscher's method for studying particle scattering processes in massive quantum field theories on finite lattices – at least for this model.

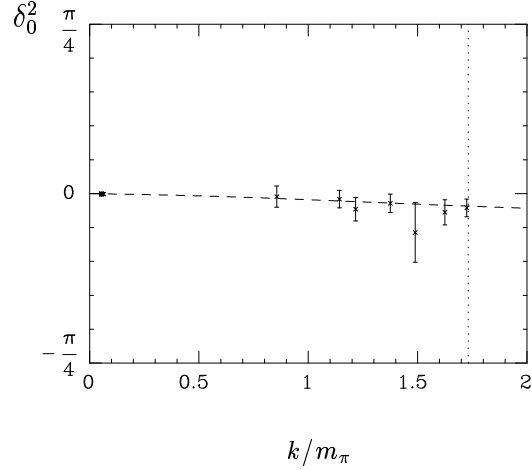


Figure 3. *Scattering phase shifts for isospin 2.*

#### ACKNOWLEDGEMENT

Helpful discussions with M. Lüscher and C. Frick are gratefully acknowledged. Furthermore we wish to thank the *Rechenzentrum* at the RWTH Aachen and the HLRZ Jülich for providing the necessary computer time on their SNI S600/20 and CRAY Y-MP, respectively.

#### REFERENCES

1. M. Lüscher, Nucl. Phys. B354 (1991) 531; Nucl. Phys. B364 (1991) 237.
2. F. Zimmermann, J. Westphalen, M. Göckeler and H.A. Kastrup, Nucl. Phys. B (Proc. Suppl.) 30 (1993) 879.
3. M. Göckeler, H.A. Kastrup, J. Westphalen and F. Zimmermann, in preparation.
4. M. Lüscher and U. Wolff, Nucl. Phys. B339 (1990) 222.
5. M. Lüscher, private notes.