

Probing the Aoki phase with $N_f = 2$ Wilson fermions at finite temperature

E.-M. Ilgenfritz, W. Kerler, M. Müller-Preussker, A. Sternbeck
Humboldt-Universität zu Berlin, Institut für Physik, D-12489 Berlin, Germany

H. Stüben
Konrad-Zuse-Zentrum für Informationstechnik Berlin, D-14195 Berlin, Germany
(Dated: November 28, 2005)

In this letter we report on a numerical investigation of the Aoki phase in the case of finite temperature which continues our former study at zero temperature. We have performed simulations with Wilson fermions at $\beta = 4.6$ using lattices with temporal extension $N_\tau = 4$. In contrast to the zero temperature case, the existence of an Aoki phase can be confirmed for a small range in κ at $\beta = 4.6$, however, shifted slightly to lower κ . Despite fine-tuning κ we could not separate the thermal transition line from the Aoki phase.

PACS numbers: 11.15.Ha, 12.38.Gc

Keywords: Wilson fermions, phase diagram, parity-flavor symmetry, Aoki phase, finite temperature

I. INTRODUCTION

The interest in the phase structure of Wilson fermions coupled to $SU(3)$ gauge fields has revived recently, in particular due to the unexpected discovery of a first-order transition in twisted mass QCD [1]. This transition survives when the Wilson gauge action is replaced by a renormalization group improved gauge action [2]. This has brought reports on a nontrivial phase structure [3, 4] back into the center of interest including the pioneering paper by Aoki [5].

The *Aoki phase*, characterized by a non-vanishing condensate $\langle \bar{\psi} i \gamma_5 \tau^3 \psi \rangle$ and a broken pion mass triplet, was analyzed in the framework of chiral perturbation theory in [6, 7]. In [7] two scenarios were described: at a given gauge coupling β either the Aoki phase is realized in a certain κ interval (separated by second order phase transition lines from a phase with degenerate massive pions), or there are first order transitions in a certain interval of twisted masses (also ending at second order transition points).

In a recent paper [8] we have found evidence that the Aoki phase at zero temperature is unlikely to extend to $\beta > 4.6$, whereas the mentioned new phase transition has been observed at $\beta = 5.2$ [1]. The change between those two scenarios seems to happen between these two values of β .

From the very beginning it was interesting to know where the Aoki phase lies at finite temperature. Numerical studies [9, 10] have given some indications that the Aoki phase is completely embedded in the low temperature phase as proposed by Aoki *et al.* [9]. Their results for $N_f = 2$ and $N_\tau = 4$ are shown in Fig. 1. However, the results left open the question, whether the Aoki phase will join the thermal transition line $K_T(\beta, N_\tau)$ as it extends further in β for a given thermal lattice extension N_τ .

To be specific, the following observations were made by Aoki *et al.* [9] for $N_f = 2$ dynamical flavors: For $N_\tau = 4$ at $\beta = 3.5$ (on a $8^3 \times 4$ lattice) a finite parity-flavor

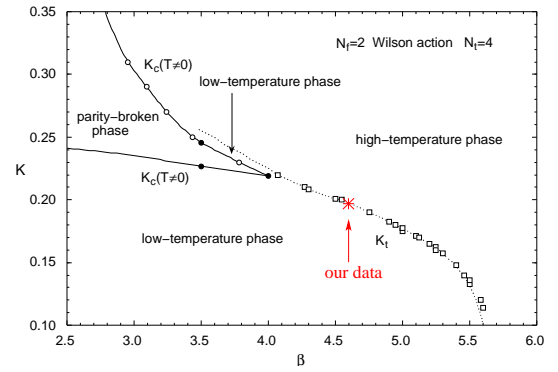


FIG. 1: The phase diagram with Wilson fermions at finite temperature as presented in [9]. We have added a point at $\beta = 4.6$ where we have found evidence for the Aoki phase.

breaking condensate $\langle \bar{\psi} i \gamma_5 \tau^3 \psi \rangle$ was found in a κ interval where $m_{\pi^\pm} = 0$. Surprisingly, the cusp of the Aoki phase moved slightly towards larger β when N_τ is increased. In fact, going from $N_\tau = 4$ to $N_\tau = 8$ resulted only in a shift from $\beta = 4.0$ to $\beta = 4.2$. At larger β no evidence for the Aoki phase — at finite temperature — has been found in unquenched simulations so far.

In a finite-temperature study by the MILC collaboration on a $12^3 \times 6$ lattice [3] metastabilities of plaquette values at $(\beta, \kappa) = (4.8, 0.19)$, $(5.02, 0.18)$ and $(5.22, 0.17)$ were found. This observation could be compatible with the metastability at $(5.20, 0.1715)$ observed in [1].

A possible scenario could be that the tip of the cusp simply stops moving and turns into a first order line along which $m_\pi \neq 0$, separating phases with $m_q < 0$ (at high κ) from $m_q > 0$ (at low κ) [11, 12].

What happens to the first order phase transition line at weaker coupling? Is it universal and how does this affect the continuum limit? Does the transition extend to $\beta \rightarrow \infty$ as a single first order line? Or does it split again giving room for a new *Aoki-like* phase enclosed? Can the Aoki phase extend towards $\beta \rightarrow \infty$ being enclosed by two second order lines using improved actions?

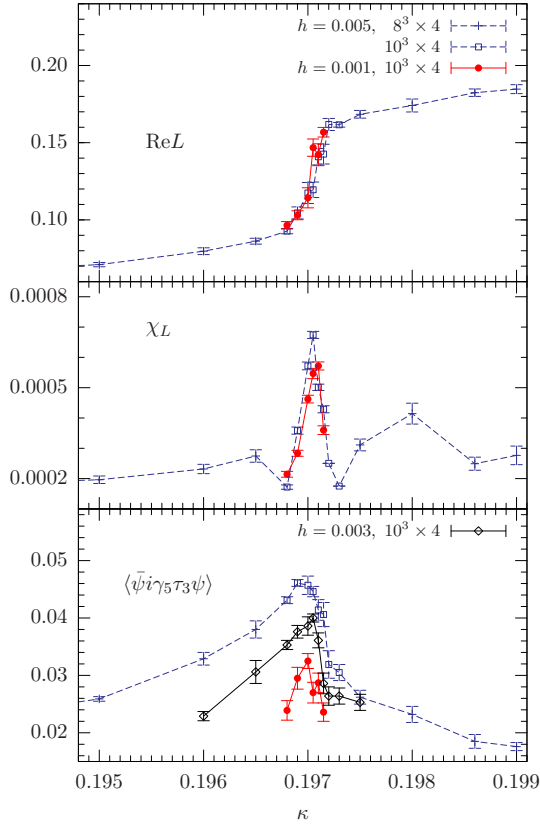


FIG. 2: The real part of the Polyakov loop, its susceptibility χ_L and the order parameter $\langle \bar{\psi} i \gamma_5 \tau^3 \psi \rangle$ as a function of κ at $h = 0.005$ and 0.001 fixed. The lower panels shows $h = 0.003$ additionally. The data have been obtained from simulations on a $8^3 \times 4$ and a $10^3 \times 4$ lattice at $\beta = 4.6$. Throughout the same symbols are used.

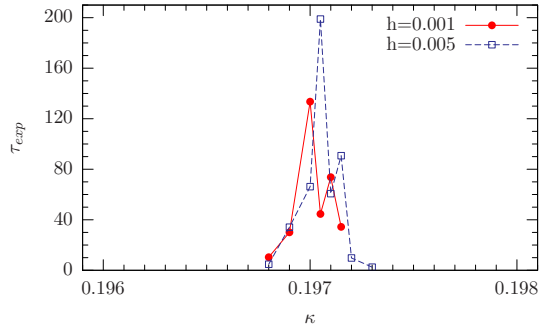


FIG. 3: The (exponential) autocorrelation time τ_{exp} (in terms of HMC trajectories) of the real part of the Polyakov loop is shown as a function of κ for two different values of h . The lattice size is $10^3 \times 4$.

II. NUMERICAL RESULTS

In this study we looked for the Aoki phase at finite temperature at β larger than in earlier studies. We performed numerical simulations at temporal lattice extension $N_\tau \equiv 4$ using dynamical unimproved Wilson

fermions. The Wilson fermion matrix M_W was supplemented by an explicit parity-flavor symmetry breaking term, *i.e.* the two-flavor fermion matrix was given by

$$M(h) = M_W + h i \gamma_5 \tau^3. \quad (1)$$

We simulated at $\beta = 4.6$. κ was fine-tuned in the interval $[0.193, 0.199]$ at fixed values of h . For each triple (β, κ, h) the order parameter $\langle \bar{\psi} i \gamma_5 \tau^3 \psi \rangle$, the real part of Polyakov loop $\text{Re}L$ and its susceptibility χ_L were measured. These observables are shown in Fig. 2. From the Figure we see that $\text{Re}L$ and χ_L reveal a finite temperature transition around $\kappa = 0.19705$, while the order parameter $\langle \bar{\psi} i \gamma_5 \tau^3 \psi \rangle$ signals an existence of the Aoki phase in this κ region.

Note that we had found a vestigial region around $\kappa \approx 0.1984$ at $\beta = 4.6$ in our previous zero-temperature study [8]. Therefore, the Aoki phase seems to follow the finite-temperature transition line and is shifted to somewhat lower κ compared to the zero-temperature case. This shift, however, cannot be resolved in Fig. 1. In any case, the Aoki phase extends inside a longer cusp than seen in [9].

In the region of interest around $\kappa = 0.19705$ we found rather long autocorrelations in the Monte Carlo time histories in contrast to other κ values. The autocorrelation function has been estimated for the Polyakov loop and we found large values for the exponential τ_{exp} and the integrated autocorrelation time τ_{int} (in terms of HMC trajectories). Examples for τ_{exp} at $h = 0.005$ and 0.001 are shown in Fig. 3.

In order to study the Aoki phase, the limit

$$\langle \bar{\psi} i \gamma_5 \tau^3 \psi \rangle_{h=0} = \lim_{h \rightarrow 0} \lim_{V \rightarrow \infty} \langle \bar{\psi} i \gamma_5 \tau^3 \psi \rangle \quad (2)$$

has to be taken. Therefore, we made runs in the interval $\kappa \in [0.1968, 0.19720]$ at several values of $h \in [0.001, 0.02]$ using spatial volumes 8^3 and 10^3 .

In the upper panels of Fig. 4 the results of those simulations are shown together with fits to the data from the largest lattice available at each h . For the fits we used the ansatz [8]

$$\sigma(h) = A + B h^C + \dots, \quad (3)$$

where $\sigma \equiv \langle \bar{\psi} i \gamma_5 \tau^3 \psi \rangle$. The value of the order parameter at $h = 0$ is given by the fit parameter A . The fits are quite robust against the introduction of linear and quadratic corrections. Details of the statistics achieved are presented in Tab. I. We did not list the information referring to the smaller lattice size $8^3 \times 4$ in all those cases, where $10^3 \times 4$ data were available. The results of all our fits are quoted in Tab. II.

The lower panels of Fig. 4 show the same results as in the upper panels, however, in a different parametrization (so called *Fisher plots*, see *e.g.* [8, 13, 14]). This parametrization has the advantage that the curves bend upwards, if $\langle \bar{\psi} i \gamma_5 \tau^3 \psi \rangle$ is non-zero in the limit $h \rightarrow 0$. Hence, the finiteness of the intercept point can be read

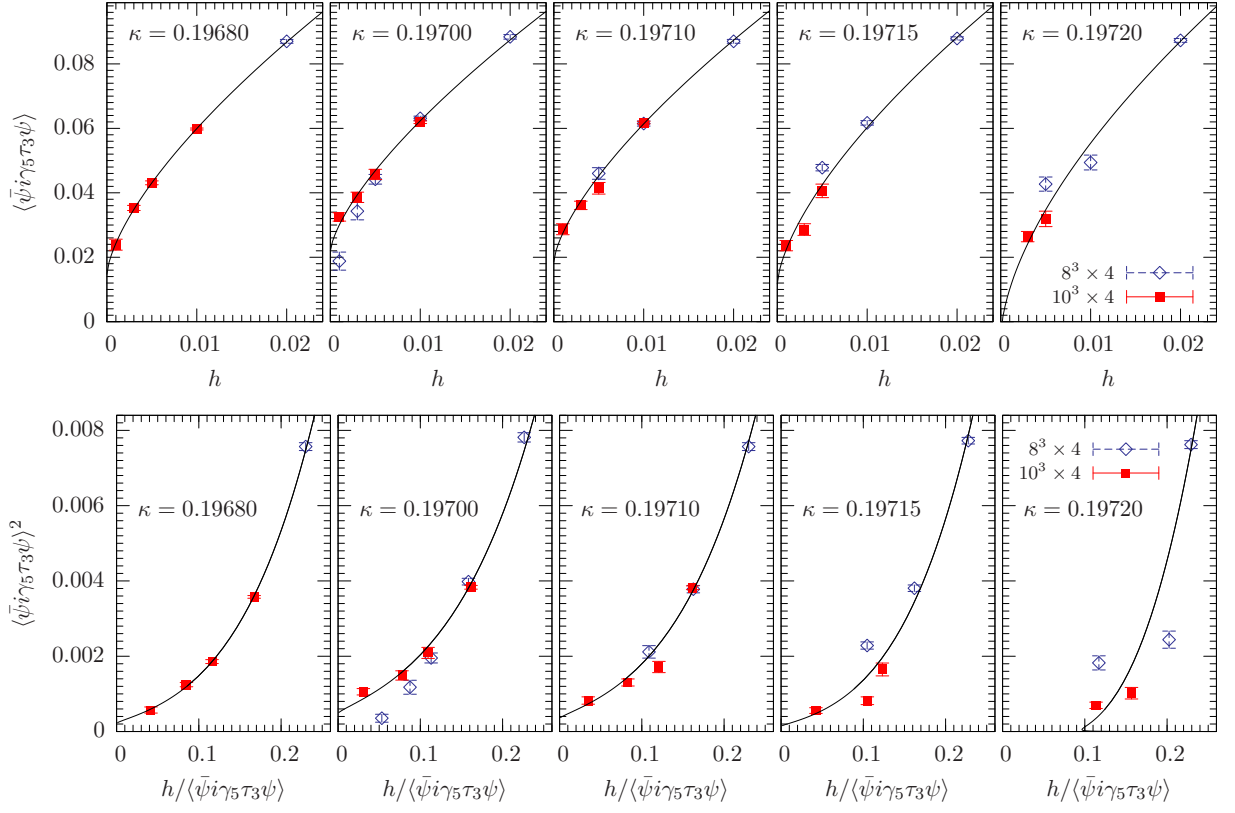


FIG. 4: The upper panels show the order parameter $\langle \bar{\psi} i \gamma_5 \tau_3 \psi \rangle$ as a function of h at five values of κ . The lines are fits to the data as described in the text. The lower panels show *Fisher plots* of the order parameter and the corresponding fitting function at the same values of κ as above. Throughout the same symbols are used.

κ	$h = 0.001$		$h = 0.003$		$h = 0.005$		$h = 0.010$		$h = 0.020$	
0.19680	$10^3 \times 4$	1000	$10^3 \times 4$	1000	$10^3 \times 4$	1100	$8^3 \times 4$	1000	$8^3 \times 4$	90
0.19690	$10^3 \times 4$	1600	$10^3 \times 4$	2000	$10^3 \times 4$	1600	$8^3 \times 4$	1500	$8^3 \times 4$	60
0.19700	$10^3 \times 4$	2500	$10^3 \times 4$	4100	$8^3 \times 4$	3900	$10^3 \times 4$	1000	$8^3 \times 4$	150
0.19705	$10^3 \times 4$	1900	$10^3 \times 4$	1800	$10^3 \times 4$	4800	$10^3 \times 4$	1700	$8^3 \times 4$	400
0.19710	$10^3 \times 4$	3200	$10^3 \times 4$	3000	$10^3 \times 4$	3400	$10^3 \times 4$	1700	$8^3 \times 4$	150
0.19715	$10^3 \times 4$	2000	$10^3 \times 4$	1000	$10^3 \times 4$	2500	$8^3 \times 4$	300	$8^3 \times 4$	200
0.19720			$10^3 \times 4$	400	$10^3 \times 4$	400	$8^3 \times 4$	500	$8^3 \times 4$	300

TABLE I: Statistics used for the final analysis at selected κ at $\beta = 4.6$.

off better. In addition, it enables us to see directly if this intercept grows with the volume. At $\kappa = 0.19700$ we have computed the order parameter at lower values of h also for the smaller lattice size $8^3 \times 4$. As expected, a clear volume dependence is found, indicating that the existence of the Aoki phase becomes visible only for sufficient large volumes. The right most panels of Fig. 4 show data at ($\kappa = 0.19720$) to illustrated a case where the order parameter $\langle \bar{\psi} i \gamma_5 \tau_3 \psi \rangle$ is found to vanish.

III. DISCUSSION

By measuring the order parameter $\langle \bar{\psi} i \gamma_5 \tau_3 \psi \rangle$ and extrapolating it to $h = 0$ we conclude that there is a parity-flavor broken phase at finite temperature ($N_\tau = 4$) at

$\beta = 4.6$ in the interval $0.1968 \leq \kappa \leq 0.19715$. In the zero-temperature case we had found [8] that the Aoki phase seems to end in the vicinity of $\beta = 4.6$, $\kappa = 0.1984$. In other words, for a finite temperature the endpoint of the Aoki phase is shifted towards larger β and also to lower κ .

This result differs from [9, 10] where the endpoint of the Aoki phase for $N_\tau = 4$ was seen at $\beta = 4.0$, $\kappa = 0.22$. The finite-temperature transition line determined in Refs. [9, 10] crosses the interval $\beta = 4.6$, $0.1968 \leq \kappa \leq 0.19715$ in which we see the Aoki phase. Although we have studied the respective κ interval in rather small steps, we are not able to separate (the boundary of) the Aoki phase from the thermal phase transition (cf. Fig. 1). We plan to extend our investigation to larger N_τ values in the near future.

κ	fit	A	B	C	D	E	χ^2/NDF	fit	A	B	C	D	E	χ^2/NDF
0.19680	1	0.015(1)	1	0.67(1)	0	0	0.24	2	0.016(1)	1.07(7)	0.69(2)	0	0	0.24
	3	0.026(1)	1	0.68(1)	0.1(1)	0	0.23	4	0.015(1)	1	0.68(1)	0	2(2)	0.19
0.19690	1	0.021(1)	1	0.70(1)	0	0	0.57	2	0.022(2)	0.73(4)	0.73(4)	0	0	0.65
	3	0.022(2)	1	0.72(2)	0.2(2)	0	0.64	4	0.022(1)	1	0.71(1)	0	4(4)	0.59
0.19700	1	0.022(2)	1	0.70(1)	0	0	2.48	2	0.026(1)	1.5(2)	0.81(3)	0	0	0.56
	3	0.026(2)	1	0.76(3)	0.6(2)	0	0.59	4	0.025(2)	1	0.72(1)	0	11(4)	0.87
0.19705	1	0.019(2)	1	0.68(1)	0	0	4.0	2	0.023(4)	1.2(3)	0.74(7)	0	0	4.3
	3	0.022(3)	1	0.72(4)	0.3(3)	0	4.3	4	0.022(3)	1	0.70(2)	0	5(6)	4.2
0.19710	1	0.019(2)	1	0.68(1)	0	0	2.48	2	0.017(2)	0.9(3)	0.66(9)	0	0	3.54
	3	0.017(5)	1	0.67(4)	-0.1(4)	0	3.49	4	0.017(4)	1	0.67(2)	0	-4(8)	3.31
0.19715	1	0.012(3)	1	0.66(1)	0	0	4.74	2	0.008(9)	0.6(1)	0.84(3)	0	0	6.26
	3	0.008(8)	1	0.63(6)	-0.3(6)	0	6.26	4	0.009(6)	1	0.64(3)	0	-9(13)	5.8
0.19720	1	-0.005(6)	1	0.61(2)	0	0	5.16	2	0.019(10)	7(1)	1.2(4)	0	0	6.26
	3	0.015(10)	1	1(27)	3(41)	0	0.65	4	0.014(2)	1	0.77(3)	0	60(8)	0.14

TABLE II: The parameters of the ansatz $\sigma(h) = A + Bh^C + Dh + Eh^2$ fitted to the data of $\langle \bar{\psi} i \gamma_5 \tau^3 \psi \rangle$ at $\beta = 4.6$ without (fits labeled 1 and 2), with linear, or with quadratic corrections (labeled 3 and 4). At each h the result from the largest lattice was used in the fit (for details see Table I). Fixed parameters are given by their value without indicating an error. In each case the first fit (bold numbers) was used in Fig. 4.

ACKNOWLEDGMENTS

All simulations were performed on the Cray T3E at Konrad-Zuse-Zentrum für Informationstechnik Berlin and on the IBM p690 system of Norddeutscher Verbund für Hoch- und Höchstleistungsrechnen (HLRN). A. Sternbeck would like to thank the DFG-funded graduate school GK 271 for financial support. E.-M. I. is

supported by DFG through the Forschergruppe FOR 465 (Mu932/2-3). M. M.-P. acknowledges DFG support through SFB/TR 9. E.-M. I. wishes to send a special thank to S. Aoki for the invitation to the workshop *Lattice QCD simulations via International Research Network*, Shuzenji, Japan, September 2004. The discussions there have motivated the extension of our previous work to finite temperature.

-
- [1] F. Farchioni et al., Eur. Phys. J. **C39**, 421 (2005), hep-lat/0406039.
 - [2] F. Farchioni et al., Eur. Phys. J. **C42**, 73 (2005), hep-lat/0410031.
 - [3] T. Blum et al., Phys. Rev. **D50**, 3377 (1994), hep-lat/9404006.
 - [4] S. Aoki et al. (JLQCD) (2004), hep-lat/0409016.
 - [5] S. Aoki, Phys. Rev. **D30**, 2653 (1984).
 - [6] S. R. Sharpe and J. Singleton, Robert, Phys. Rev. **D58**, 074501 (1998), hep-lat/9804028.
 - [7] G. Münster, JHEP **09**, 035 (2004), hep-lat/0407006.
 - [8] E.-M. Ilgenfritz, W. Kerler, M. Müller-Preussker, A. Sternbeck, and H. Stüben, Phys. Rev. **D69**, 074511 (2004), hep-lat/0309057.
 - [9] S. Aoki, A. Ukawa, and T. Umemura, Phys. Rev. Lett. **76**, 873 (1996), hep-lat/9508008.
 - [10] S. Aoki, Nucl. Phys. Proc. Suppl. **60A**, 206 (1998), hep-lat/9707020.
 - [11] M. Creutz (1996), hep-lat/9608024.
 - [12] A. Ukawa, talk given at the workshop *Lattice QCD simulations via International Research Network*, Shuzenji, Japan, 21–24 September 2004, URL <http://www.ccs.tsukuba.ac.jp/workshop/ilft04/presen/Informa>
 - [13] J. S. Kovel and M. E. Fisher, Phys. Rev. **136**, A1626 (1964).
 - [14] M. Göckeler et al., Nucl. Phys. **B487**, 313 (1997), hep-lat/9605035.