

Testing new strategies in finite density

V. Azcoiti ^a, G. Di Carlo^b, A. Galante^{bc *}, V. Laliena^a.

^aDepartamento de Física Teórica, Universidad de Zaragoza, E-50009 Zaragoza, Spain

^bINFN, Laboratori Nazionali del Gran Sasso, 67010 Assergi, (L'Aquila) Italy

^cDipartimento di Fisica dell'Università di L'Aquila, 67100 L'Aquila, Italy

A new approach for non zero chemical potential simulations is tested in the Gross-Neveu model for infinite flavor number, where the critical line is reconstructed in a large μ/T interval. A comparison with results from standard imaginary chemical potential approach as well as first results for $N_f = 4$ QCD are presented.

Recently we proposed a new method for simulate systems at non zero chemical potential [1]. The starting point is to note that the temporal part of the Dirac operator (the one that contains the μ dependence) can be written as the sum of two contributions: the first, proportional to $\cosh(\mu)$, multiplies an antihermitian operator, the second, proportional to $\sinh(\mu)$, multiplies an hermitian operator. Since the spacial part of the fermionic operator is antihermitian too, we see that for non zero μ the Dirac matrix loses its global antihermiticity and this is the origin of the complex action problem.

Clearly the imaginary chemical potential solves the problem: $\sinh(\mu)$ gets an extra factor i and converts the corresponding operator to an antihermitian one. Introducing an imaginary chemical potential we look for a critical line in the $(\beta, i\mu)$ plane to analytically continue in the (β, μ) one: in doing that we are forced to consider larger values of the physical temperature T than the ones of physical relevance.

In our proposal we promote $\cosh(\mu)$ and $\sinh(\mu)$ to independent variables x and y and explore the phase structure as a function of such variables to recover the physical critical point along the line that corresponds to $x = \cosh(\mu)$, $y = \sinh(\mu)$. To do that we perform standard (*i.e.* with real and positive action) simulations at pure imaginary y and extend the results to real

y . This can be achieved in two different ways [1].

The first is to fix the inverse gauge coupling and (i) find the critical line in the (x, iy) plane, (ii) fit this line with an even polynomial of y , (iii) analytically continue the critical line to the (x, y) plane, (iv) from the intersection of the analytically continued critical line with the $x^2 - y^2 = 1$ line (which corresponds to real and positive values of μ) it is possible to read the critical value of μ . Working at fixed lattice temporal extent (N_t) this is equivalent to do simulations at fixed T *i.e.* the same physical temperature of the physical critical point.

The second approach is to choose a value for μ and fix the x variable to $\cosh(\mu)$. By standard simulations we find the critical line in the (β, iy) plane and proceed in close analogy with previous case. Only point (iv) changes: to determine the critical value of β at given μ we look for the intersection of the analytically continued critical line with $y = \sinh(\mu)$. In this case, for a given N_t , this is equivalent to search for the transition point doing simulations at fixed μ/T .

Comparing the standard imaginary chemical potential approach [2] and our approach(es) we can note that in both case we have to rely on an analytical continuation of the critical line (with all the uncontrolled systematics that this procedure can in principle introduce).

The simulation cost of our method(s) is bigger since we need to explore a two dimensional space

*Talk presented by A. Galante.

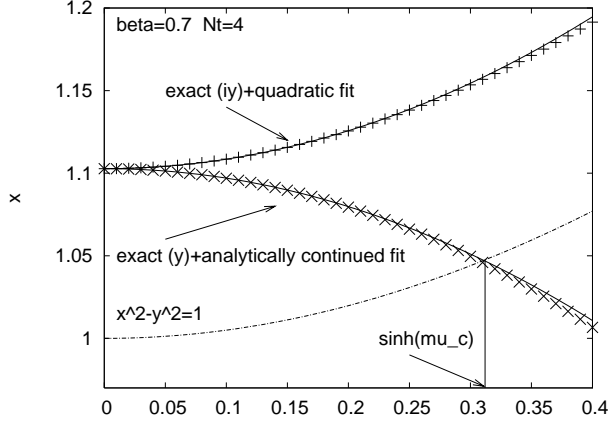


Figure 1. G-N model: analytical continuation of the critical line from imaginary to real y and determination of the critical μ .

(the $x - iy$ or $\beta - iy$ one) to extract the critical line. Besides that we can expect to be somehow closer to the physical critical point (in one case we work at same β , in the other at the same value for the adimensional lattice μ) and this could improve to reduce the overall systematic effects due to extrapolation (*i.e.* reach larger μ/T values).

To check if the above prejudices are correct or not we consider an analytically solvable model: the Gross-Neveu model (*i.e.* the four-Fermi model in $2 + 1$ dimensions) at finite T and μ .

It can be solved analytically in the large N_f limit and its phase structure in the (μ, T) plane resembles very much the one expected for QCD, with a phase transition line separating a phase where chiral symmetry is spontaneously broken from a phase where the symmetry is restored [3].

After the introduction of an auxiliary scalar field σ we can define a generalized fermion action (we consider the zero mass limit)

$$S_F(x, y) = S_F^{sp} + \frac{1}{2} \sum_{i=1}^{N_f/2} \sum_n \left\{ x \bar{\psi}_n^i \left[\psi_{n+0}^{(i)} - \psi_{n-0}^{(i)} \right] + y \bar{\psi}_n^{(i)} \left[\psi_{n+0}^{(i)} + \psi_{n-0}^{(i)} \right] + \frac{1}{4} \bar{\psi}_n^{(i)} \psi_n^{(i)} \sum_{\langle \bar{n}, n \rangle} \sigma_{\bar{n}} \right\}$$

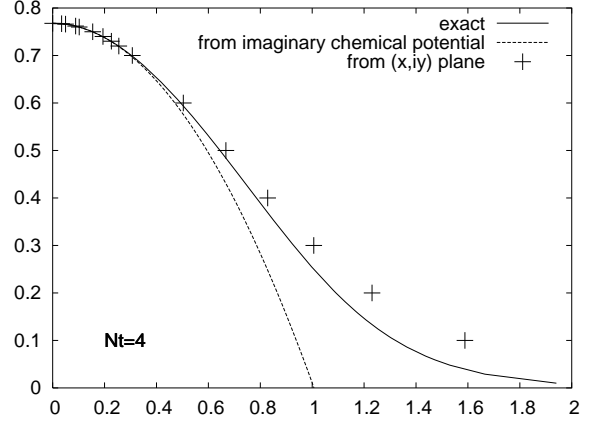


Figure 2. G-N model: the critical line $\beta(\mu)$.

where S_F^{sp} is the standard spacial part of the Kogut-Susskind action and $\langle \bar{n}, n \rangle$ denotes the set of 8 dual lattice sites \bar{n} surrounding the site n . The above actions agrees with the standard one for $x = \cosh(\mu)$, $y = \sinh(\mu)$. In the $N_f \rightarrow \infty$ limit the generalized model can be analytically solved by the gap equation

$$\Sigma = -g^2 \langle \bar{\psi} \psi \rangle \quad (1)$$

where Σ is the expectation value of the scalar field.

We used (1) in the infinite spacial volume limit to find the critical line in the (x, iy) and (β, iy) planes and then apply our procedures to extract the critical line as a function of y . These results can be directly compared with the exact ones we can extract from the gap equation in order to check, in a non trivial case, the potentialities of our approach. The final goal is to reconstruct the critical line in the (β, μ) plane or, using adimensional variables, in the $(\mu/\Sigma_0, T/\Sigma_0)$ one where Σ_0 is the infinite volume chiral condensate at $\mu = 0$.

For $N_t = 4$ fig. 1 is an example of how the method works. The points are the exact gap equation solution for the critical line (both for real and imaginary y) and a two parameter quadratic fit is satisfactory (upper continuous

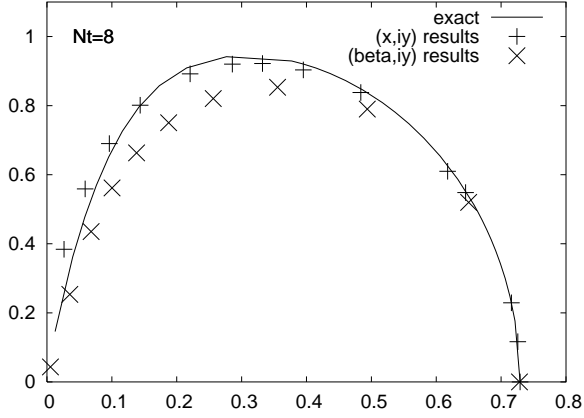


Figure 3. G-N model: comparison of our results from (x, iy) and (β, iy) analysis and exact result in the $\mu/\Sigma_0 - T/\Sigma_0$ plane.

line). The analytical continuation to real y gives the decreasing continuous line and its intersection with the $x^2 - y^2 = 1$ line allows to determine the critical point. Fig. 2 summarizes the results in the (β, μ) plane compared with the exact ones as well as with the imaginary chemical potential results based on a quadratic approximation of the critical line.

We get similar results in the (β, y) plane: the results are reported in fig. 3 and compared with the (x, y) approach for the $N_t = 8$ case. Results from (x, iy) plane are closer to the exact solution respect to (β, iy) ones and, when comparing with the standard imaginary chemical potential approach (considering in both cases an analytical continuation based on a quadratic two parameter fit), we see a clear improvement when the critical chemical potential is large (see fig. 2). Indeed we pick up the correct result up to $\mu/T \sim 8$. From considering different N_t values we realize that the quality of our results seems to decrease increasing N_t and/or increasing the critical value of the chemical potential. We considered up to $N_t = 12$ (far beyond any optimistic prevision for large scale simulations in finite density QCD in

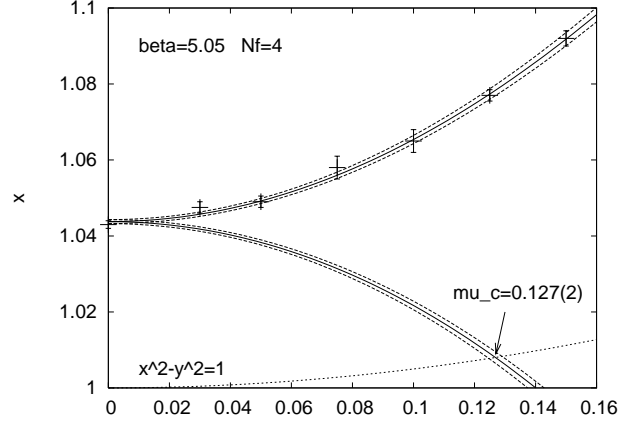


Figure 4. As in fig. 1: determination of the critical μ for $N_f = 4$ QCD (the symbols are the critical points at imaginary y).

the next years) and, up to this value, the quantitative agreement is good.

We have the first results for $N_f = 4$ full QCD in a $8^3 \times 4$ lattice at $m_q = 0.06$. The critical point is located from peaks in the susceptibility of plaquette, Polyakov loop or chiral condensate (they all agree). Fig. 4 shows the determination of the critical μ based on continuation to real y of a quadratic fit to the critical line in the (x, iy) plane at $\beta = 5.05$. A consistent result is obtained from an independent analysis carried out from a different data set based on numerical simulations at fixed μ to determine the (β, iy) critical line.

REFERENCES

1. V. Azcoiti, G. Di Carlo, A. Galante, and V. Laliena, [arXiv:hep-lat/0409157]; see also V. Azcoiti talk, this proceedings.
2. P. de Forcrand, O. Philipsen, Nucl. Phys. **B642**, 290 (2002).
3. B. Rosenstein, B.J. Warr, S.H. Park, Phys. Rev. **D39**, 3088 (1989); S.J. Hands, A. Kocic, J.B. Kogut, Nucl. Phys. **B390**, 355 (1993).