

Charmonium Spectrum from Quenched QCD with Overlap Fermions

S. Tamhankar^a, A. Alexandru^a, Y. Chen^b, S. J. Dong^a, T. Draper^a, I. Horváth^a,
F. X. Lee^c, K. F. Liu^a, N. Mathur^a, J. B. Zhang^d

^aDepartment of Physics and Astronomy, University of Kentucky, Lexington, KY 40506, USA

^bInstitute of High Energy Physics, Chinese Academy of Sciences, Beijing 100039, P. R. China

^cGeorge Washington University, Washington, DC 20052 USA

Jefferson Lab, 12000 Jefferson Avenue, Newport News, VA 23606, USA

^dCSSM and Department of Physics and Mathematical Physics, University of Adelaide, Adelaide, SA 5005, Australia

We present preliminary results using overlap fermions for the charmonium spectrum, in particular for hyperfine splitting. Simulations are performed on $16^3 \times 72$ lattices, with Wilson gauge action at $\beta = 6.3345$. Depending on how the scale is set, we obtain 104(5) MeV (using $1\bar{P} - 1\bar{S}$) or 88(4) MeV (using $r_0=0.5$ fm) for the hyperfine splitting.

1. Introduction

Overlap fermions have the following desirable features:

- Exact chiral symmetry on the lattice.
- No additive quark mass renormalization.
- No flavor symmetry breaking.
- No $\mathcal{O}(a)$ error.
- The $\mathcal{O}(m^2 a^2)$ and $\mathcal{O}(\Lambda_{\text{QCD}} m a^2)$ errors are also small, from dispersion relation and renormalization constants.

The first two features are especially significant for light quarks. Many exciting results at low quark masses have been reported using overlap fermions. Here we want to make the point that using overlap fermions can also alleviate some problems with simulating heavy quarks. The last feature, demonstrated in [1], is an unexpected bonus in this regard. The key observation is that the discretization errors are only about 5% all the way upto $ma \approx 0.5$.

We make our case using hyperfine splitting in the charmonium system. It is known that with staggered quarks, there is an ambiguity about Nambu-Goldstone (NG) and non-NG mode for the η_c , resulting in widely different estimates of hyperfine splitting – 51(6) MeV (non-NG) and 404(4) MeV (NG) [2]. NRQCD converges only slowly for charm [3]. Including $\mathcal{O}(v^6)$ terms changed the result from 96(2) MeV to 55(5) MeV.

Wilson fermions have $\mathcal{O}(a)$ errors. Hyperfine splitting is very sensitive to the coefficient of the correction term, c_{SW} . There are many studies [4] using Wilson type valence quarks, including some with non-perturbative c_{SW} . The quenched clover estimate of hyperfine splitting has stabilized around 80 MeV. Result from a 2+1 dynamical simulation using tree-level c_{SW} still falls short of the experimental value by about 20% [5].

Although costly, overlap fermions offer the best solution — they do not have flavor symmetry breaking, they guarantee that the $\mathcal{O}(a)$ error is absent *without* any tuning and they are relativistic. Furthermore, $\mathcal{O}(a^2)$ errors appear to be small [1].

2. Simulation Details

Our simulations are performed on $16^3 \times 72$ isotropic lattices. We present results on 100 configurations. The Wilson gauge action is used at $\beta = 6.3345$. For quenched configurations, the scales set from different physical quantities can differ considerably. Hyperfine splitting is very sensitive to the scale, so we report results for scale set using two different quantities: r_0 and the $(1\bar{P} - 1\bar{S})$ mass splitting in charmonium. From $(1\bar{P} - 1\bar{S})$ we obtain $a = 0.0501$ fm. Using $r_0 = 0.5$ fm the scale is $a = 0.0560$ fm [6]. We use a multimass inverter to obtain propagators for 26 masses ranging from 0.020–0.85 in lattice units. The bare masses cor-

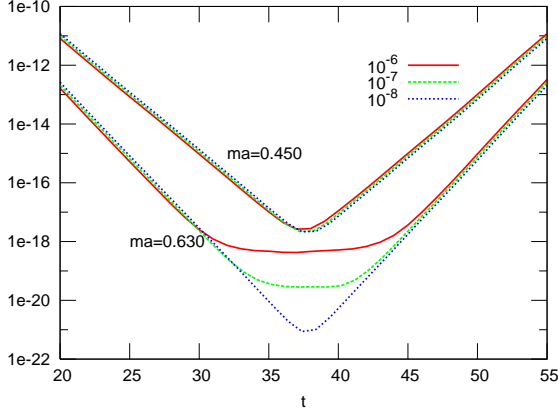


Figure 1. Effect of inner loop precision on pseudoscalar propagators for heavy quarks. We study output of one spin and one color for a single configuration for this illustration. Curves are slightly shifted for clarity.

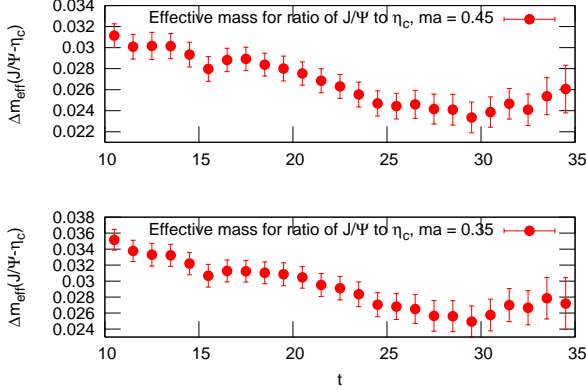


Figure 2. Effective hyperfine splitting ($m_{J/\psi} - m_{\eta_c}$) from the ratio of the vector to pseudoscalar correlators for two values of ma which bracket the charm mass.

respond to 70 MeV – 3 GeV. The charm mass in lattice units is 0.365(1) for the $(1\bar{P} - 1\bar{S})$ scale, and 0.431(1) for r_0 scale. Near these values of ma our discretization errors are estimated to be under 5%.

For heavy quarks, mesonic two-point functions fall through many orders of magnitude, and become very small at the center of the lattice. An imprecise quark propagator results in drastically different values for these small numbers. Our observation is that a good inner loop precision is crucial, as shown in Fig. 1. To confirm that our outer loop precision is adequate, we increased it by an order of magnitude. This lead to less than

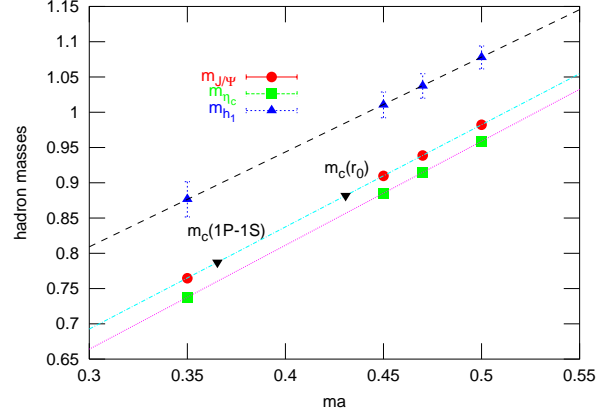


Figure 3. We fit the meson masses linearly in quark mass. Fits are shown for η_c , J/ψ and h_c masses.

a percent deviation in the (single configuration, single spin-color) pseudoscalar correlator. For our production runs, we choose an inner loop precision of 10^{-8} and outer loop precision of 10^{-5} , with eigenvalue projection precision of 10^{-10} . At charm mass, the residual is about 2×10^{-9} .

3. Analysis

Fig. 2 shows the effective hyperfine splitting from the ratio of vector to pseudoscalar correlator. We use two ways to set the scale – from the $(1\bar{P} - 1\bar{S})$ splitting in the charmonium system and from r_0 (using 0.5 fm). The experimental $m_{J/\psi}$ is used to set m_c (in lattice units). This is straight-forward when the scale from r_0 is used. The singlet P mass m_{h_c} is used for \bar{P} , and $(3m_{J/\psi} + m_{\eta_c})/4$ for \bar{S} mass. The spin averaged $(1\bar{P} - 1\bar{S})$ splitting is used because it is expected to be insensitive to lattice artifacts. In this case, the determination of a and $m_c a$ is entangled. The procedure we follow to disentangle these is as follows. As shown in Fig. 3 all hadron masses in lattice units are fitted to a straight line, $m_h a = A_h \cdot ma + B_h$. Lattice spacing a and bare charm quark mass $m_c a$ are two unknowns; $m_{J/\psi}$ and $m(1\bar{P} - 1\bar{S})$ in physical units are the two inputs. We solve for a and $m_c a$ to obtain the values quoted earlier. If we were to use this a to get the Sommer scale, we would obtain $r_0 = 0.45$ fm. Fig. 4 shows the charmonium spectrum in physical units. Interpolation for the hyperfine splitting is shown in Fig. 5. The fit form used is $(m_{J/\psi} - m_{\eta_c})a = A/\sqrt{ma} + B/ma$. The interpo-

lation for m_c for the two scales is shown. Note, hyperfine splitting is higher for $(1\bar{P} - 1\bar{S})$ scale in lattice units and also a is smaller, so the result in MeV is considerably higher for that case. Finally we summarize the results in the table below. All masses are in GeV.

	$a(r_0)$	$a(1\bar{P} - 1\bar{S})$	Expt
η_c	3.008(4)	2.991(6)	2.980
J/ψ	—	—	3.097
$J/\psi - \eta_c$	0.088(4)	0.104(5)	0.117
h_c	3.46(7)	3.53(8)	3.526
χ_{c0}	3.37(5)	3.40(7)	3.41
χ_{c1}	3.39(5)	3.44(7)	3.511

Table 1
Charmonium spectrum (GeV)

4. Summary

We have presented the first study of the charmonium spectrum using overlap fermions. We get a better agreement with the experimental spectrum using $1\bar{P} - 1\bar{S}$ scale rather than the r_0 scale. Our value for hyperfine splitting is 104(5) MeV and 88(4) MeV using $1\bar{P} - 1\bar{S}$ and r_0 scale respectively. This is considerably higher than the quenched clover results. We make two approximations: quenching and excluding OZI suppressed diagrams. At the charm mass the singlet contribution appears to be small [7], though lattice calculations with smaller statistical and systematic errors are needed to settle this issue. If the unquenched clover simulations are any indication, then it is possible that dynamical overlap with only connected insertion will reproduce the experimental result.

This work is supported in part by U.S. Department of Energy under grants DE-FG05-84ER40154 and DE-FG02-95ER40907. The computing resources at NERSC (operated by DOE under DE-AC03-76SF00098) are also acknowledged. Y. Chen and S. J. Dong are partly supported by NSFC (#10235040 and #10075051)

REFERENCES

1. K. F. Liu and S. J. Dong, hep-lat/0206002.
2. S. Aoki *et al.* Nucl. Phys. Proc. Suppl. **42**, 303 (1995).

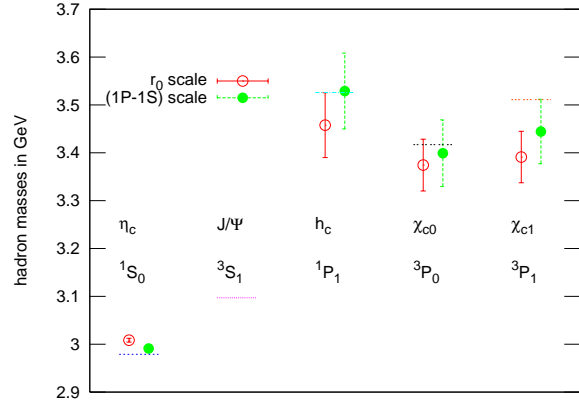


Figure 4. Charmonium spectrum in physical units. Results from both r_0 and $1\bar{P} - 1\bar{S}$ scales are shown. Note, for the latter scale, a linear combination of h_c and η_c masses, along with the J/ψ mass, is used for input.

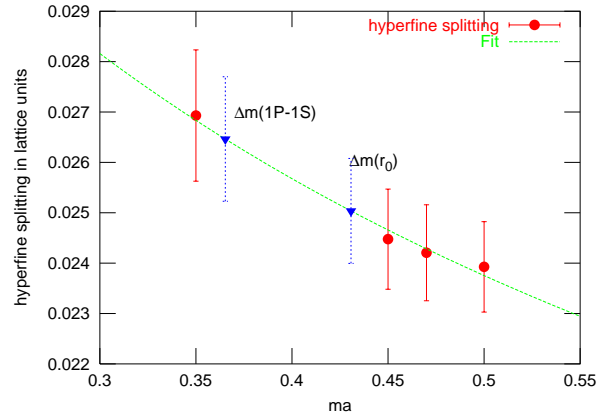


Figure 5. Hyperfine splitting as a function of quark mass, with interpolation shown at $m_c a$.

3. C. T. H. Davies *et al.*, Phys. Rev. **D52**, 6519 (1995), H. D. Trottier, Phys. Rev. **D55**, 6844 (1997).
4. An incomplete list: C. R. Allton *et al.*, Phys. Lett. **B292**, 408 (1992), M. Okamoto *et al.* Phys. Rev. D **65**, 094508 (2002), S. Choe *et al.* JHEP **0308**, 022 (2003).
5. M. di Pierro *et al.*, Nucl. Phys. Proc. Suppl. **129**, 340 (2004).
6. S. Necco and R. Sommer Nucl. Phys. **B622**, 328 (2002).
7. C. McNeile and C. Michael, hep-lat/0402012, P. de Forcrand *et al.* hep-lat/0404016.