

# Energy spectrum of a Heavy-Light meson

UKQCD Collaboration, J. Koponen<sup>a</sup>, A. M. Green<sup>a</sup> and C. Michael<sup>b</sup>

<sup>a</sup>Department of Physical Sciences and Helsinki Institute of Physics,  
P.O. Box 64, FIN-00014 University of Helsinki, Finland

<sup>b</sup>Department of Mathematical Sciences,  
University of Liverpool, L69 3BX, UK

The energies of different angular momentum states of a heavy-light meson were measured on a lattice in [1]. We have now repeated this study using a larger, quenched lattice to check that there the finite size effects are under control. Also the effect of quenching is studied by using dynamical fermion configurations. In the latter case the lattice spacing  $a$  is smaller, which allows one to make an estimate of  $a \rightarrow 0$  corrections. The new measurements confirm the earlier calculated energy spectrum.

From some theoretical considerations it is expected that, for high angular momentum states, the multiplets should be inverted compared with the Coulomb spectrum, i.e.  $L-$  should lie higher than  $L+$  [2]. This happens when a pure scalar confining potential is present. Here the notation  $L+(-)$  means that the light quark spin couples to angular momentum  $L$  giving the total  $j = L \pm 1/2$ . Experimentally this inversion is not seen for P-wave mesons, and lattice measurements now suggest that there is no inversion in the D-wave either. Indeed we find that the spin-orbit splitting is very small for both values  $L = 1$  and  $2$ . This almost exact cancellation need not be a coincidence, and could probably be understood by using straightforward symmetry arguments [3].

## 1. Heavy-light mesons

A study of heavy-light mesons is not just for academic interest, since they are also realised in nature. The best examples are the  $B(5.28 \text{ GeV})$  and  $B_s(5.37 \text{ GeV})$  mesons, which have quark structures  $(\bar{b}u)$  and  $(\bar{b}s)$ . Since the  $b$ ,  $s$  and  $u$  quarks have masses of about 4.2, 0.1 and 0.001 GeV, respectively, we see that the  $B$  and  $B_s$  are indeed heavy-light mesons and can be thought of as the “Hydrogen atom” for quark systems. Recently the discovery of a narrow resonance in the  $D_s\pi^0$  channel by the BABAR collaboration has provoked a lot of interest in accurate measurements of the energies of higher angular momentum states of mesons on a lattice. Unfortunately there is no experimental data available on the P-wave state energies of  $B$  or  $B_s$  mesons at present. The spectrum of  $D_s$  mesons from lattice is discussed for example in [4,5].

## 2. Lattice parameters

In this study the heavy quark is taken to be infinitely heavy, whereas the light quark mass is approximately that of the strange quark. The lattice parameters are given in Table 1.

Table 1

Lattice configurations used with Wilson glue and tadpole-improved clover fermions. Dynamical configurations (two quark flavours) have light valence quarks which are the same as the sea-quarks [6]. The number of configurations is 20 in the quenched cases ( $N_f = 0$ ) and 78 in the unquenched case ( $N_f = 2$ ). For  $N_f = 0$   $m_q/m_s \approx 0.83$  and in the  $N_f = 2$  case  $m_q/m_s \approx 1.28$ . Here we take  $r_0 \approx 0.52 \text{ fm}$ .

$\beta$	$C_{SW}$	Volume	$N_f$	$\kappa$	$r_0/a$
5.7	1.57	$12^3 \times 24$	0	0.14077	2.94
5.7	1.57	$16^3 \times 24$	0	0.14077	2.94
5.2	1.76	$16^3 \times 24$	2	0.1395	3.444

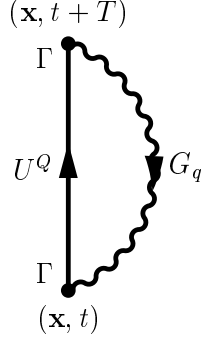


Figure 1. The two-point correlation function  $C_2$ .

### 3. Energy spectrum

#### 3.1. Correlators

The basic quantity for evaluating the energies of heavy-light mesons is the 2-point correlation function – see Fig. 1. It is defined as

$$C_2(T) = \langle P_t \Gamma G_q(\mathbf{x}, t+T, t) \cdot P_{t+T} \Gamma^\dagger U^Q(\mathbf{x}, t, t+T) \rangle,$$

where  $U^Q(\mathbf{x}, t, T)$  is the heavy (infinite mass)-quark propagator and  $G_q(\mathbf{x}, t+T, t)$  the light antiquark propagator.  $P_t$  is a linear combination of products of gauge links at time  $t$  along paths  $P$  and  $\Gamma$  defines the spin structure of the operator. The  $\langle \dots \rangle$  means the average over the whole lattice.

#### 3.2. Fits

The energies are extracted by fitting the two-point correlator  $C_2$  with a sum of exponentials,

$$C_2(T) \approx \sum_{i=1}^{N_i} c_i e^{-m_i T}, \text{ where } N_i = 2 \text{ or } 3.$$

The use of several fuzzing levels allows us to extract not only the lowest mass but also the first excited state for different angular momentum states. The resulting energy spectrum is shown in Fig. 2. When comparing lattices of different sizes ( $12^3$  vs.  $16^3$ ) and different lattice spacings ( $a = 0.152$  fm vs.  $a = 0.18$  fm) a very good

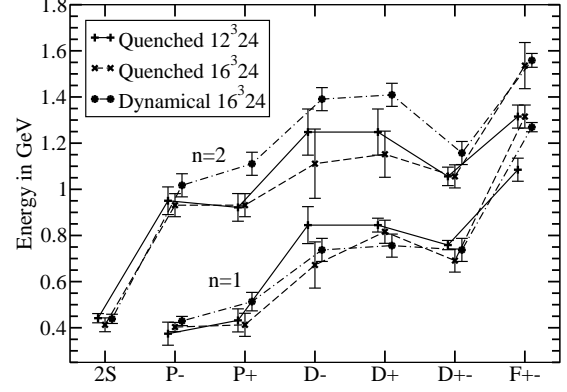


Figure 2. The measured energy spectrum.

agreement is found. Effects coming from quenching (compared with dynamical fermions) as well as finite size effects and finite lattice spacing corrections seem to be small.

### 4. Inversion

#### 4.1. Theoretical expectations

In the literature [2], there have been claims that the spectra of heavy-light mesons should exhibit inverted multiplets, where the  $L+$  state lies lower in energy than the  $L-$  state. For small values of  $L$  — in an interquark potential description — the one gluon exchange potential is expected to dominate leading to the “natural” ordering where the  $L-$  state lies lower than the  $L+$ . However, as  $L$  (or the principal quantum number  $n$ ) increases, a model containing a confining potential should eventually invert this natural order. In [2] this claim is compared with the experimentally observed  $1P$ -states of the  $D$  meson and the natural ordering prevails.

#### 4.2. Dirac model

In non-relativistic models of conventional mesons the splitting between the  $L+$  and  $L-$  states is caused by introducing spin-orbit interactions explicitly. In contrast, a Dirac equation description with a spin-independent potential can automatically lead to spin-orbit splitting. However, in

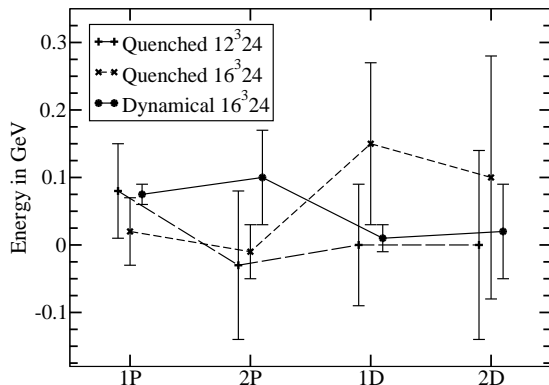


Figure 3. The  $E(L+) - E(L-)$  splitting.

the extreme case where the scalar ( $V_s$ ) and vector ( $V_v$ ) potentials differ only by a constant  $U$ , i.e.  $V_v = V_s + U$ , this splitting is naturally small [3]. This could be approximately true asymptotically, i.e. when the distance between the heavy quark and the light quark is large. In such a limit a qualitative fit to our data can be obtained [7]. However, Gromes seems to rule out vector exchange for the confining quark-antiquark potential [8]. The data favour small  $E(L+) - E(L-)$  splitting, as can be seen in Fig. 3.

## 5. Conclusions and Future

The results from three different lattices show that changing quenched configurations to dynamical fermions does not lead to a large change in energies. Also no signs of finite size effects or large errors due to finite  $a$  are observed. Spin-orbit splitting is found to be small for both  $P$ - and  $D$ -wave states.

Much still remains to be done:

- Understand the energies and  $S$ -wave densities [9] phenomenologically using the Dirac equation.
- Measure correlations in the baryonic and  $(Q^2\bar{q}^2)$  systems [10].
- Measure the  $P$ -,  $D$ - and  $F$ -wave densities.

The authors wish to thank the Center for Scientific Computing in Espoo, Finland for making available resources without which this project could not have been carried out. One of the authors (J.K.) wishes to thank the Finnish Cultural Foundation and the Academy of Finland (project 177881) for financial support.

## REFERENCES

1. UKQCD Collaboration, C. Michael and J. Peisa, Phys. Rev. **D 58**, 34506 (1998), [hep-lat/9802015](#)
2. H. J. Schnitzer, Phys. Rev. **D 18**, 3482 (1978); H. J. Schnitzer, Phys. Lett. B **226**, 171 (1989)
3. P.R. Page, T. Goldman and J.N. Ginocchio, Phys. Rev. Lett. **86**, 204 (2001), [hep-ph/0002094](#)
4. G. Bali, [hep-ph/0305209](#)
5. UKQCD Collaboration, A. Dougall, R. D. Kenway, C. M. Maynard and C. McNeile, Phys. Lett. B **569**, 41 (2003), [hep-lat/0307001](#)
6. C. R. Allton *et al.*, Phys. Rev. **D 60**, 034507 (1999), [hep-lat/9808016](#)
7. A. M. Green, J. Ignatius, M. Jahma and J. Koponen, work in progress
8. D. Gromes, Phys. Lett. **B 202**, 262 (1988)
9. UKQCD Collaboration, A. M. Green, J. Koponen, P. Pennanen and C. Michael, Eur. Phys. J. **C 28**, 79 (2003), [hep-lat/0206015](#)
10. A. M. Green and J. Koponen, work in progress