

# Dimensional reduction and a $Z(3)$ symmetric model

P. Bialas,<sup>a</sup> A. Morel,<sup>b</sup> B. Petersson,<sup>c\*</sup>

<sup>a</sup>Inst. of Physics, Jagellonian University, 33-059 Krakow, Poland

<sup>b</sup>Service de Physique Théorique de Saclay, CE-Saclay, F-91191 Gif-sur-Yvette Cedex, France

<sup>c</sup>Fakultät für Physik, Universität Bielefeld, P.O.Box 100131, D-33501 Bielefeld, Germany

We present first results from a numerical investigation of a  $Z_3$  symmetric model based on dimensional reduction.

## 1. The Model

In this note we will describe some of the properties of a  $Z_3$  symmetric generalization of dimensional reduction, applied to  $SU(3)$  gauge theory in  $2 + 1$  dimension. The motivation is to construct an effective action, which is constrained by perturbative dimensional reduction at high temperature, but which can be applied all the way down to the confinement phase transition. The partition function is defined as follows:

$$Z = \int D[U]D[V] \exp(-S_{eff}) \quad (1)$$

$$S_{eff} = S_U + S_{U,V} + S_V$$

$$S_U = \beta_3 L_0 \sum_{\square} \left(1 - \frac{1}{3} \text{Re Tr } U_{\square}\right) \quad (2)$$

$$S_{U,V} = \frac{\beta_3}{L_0} \sum_{\mathbf{x}, i} \left(1 - \frac{1}{3} \text{Re Tr } U(\mathbf{x}, i) V(\mathbf{x} + \hat{\mathbf{n}}_i) U(\mathbf{x}, i)^\dagger V(\mathbf{x})^\dagger\right) \quad (3)$$

$$S_V = \lambda_2 \sum_{\mathbf{x}} |\text{Tr } V(\mathbf{x})/3|^2 + \lambda_3 \sum_{\mathbf{x}} \text{Re}(\text{Tr } V(\mathbf{x})/3)^3 \quad (4)$$

The  $SU(3)$  matrices  $V(\mathbf{x})$  and  $U(\mathbf{x}, i)$  are defined on the sites and the links respectively of a two dimensional lattice. The matrices  $V$  represent the Polyakov loops of the full  $(2+1)D$  theory. Similar models have been proposed in [1]. Here we discuss the phase structure of the above model, and

\*The contribution was presented by B.P.

compare with results obtained within the standard reduction recipes [2,3]. For simplicity we set  $\lambda_3 = 0$  and discuss the phase structure in the  $(\lambda_2, \beta_3)$  plane. The number  $L_0$  of time slices in  $(2+1)D$ , which enters as a parameter in  $Z$  is fixed to 4 throughout this paper.

## 2. Numerical simulations

The model (1) was studied using conventional lattice QCD Monte-Carlo techniques. The multi hit metropolis algorithm was used both for updating the gauge fields  $U$  and Polyakov loops fields  $V$ . Lattices of sizes ranging from  $16 \times 16$  to  $72 \times 72$  were studied. The main quantities measured were the traces of Polyakov loops

$$\mathcal{L} = \sum_{\mathbf{x}} v(\mathbf{x}), \quad v(\mathbf{x}) = \frac{1}{3} \text{Tr } V(\mathbf{x}) \quad (5)$$

and their two-point correlators.

## 3. Results

We started with simulations at  $\lambda_2 = 0$  for a range of  $\beta_3$  values and got the expected signal of the phase transition between the low-temperature confined  $Z(3)$  symmetric phase (Ia) and a broken high temperature phase (II). Screening masses  $m_S$  were obtained by fitting the two point Polyakov loop unconnected correlators with the formula

$$P(r) \approx a \left( \frac{e^{-m_S r}}{\sqrt{r}} + \frac{e^{-m_S(L-r)}}{\sqrt{L-r}} \right) + c \quad (6)$$

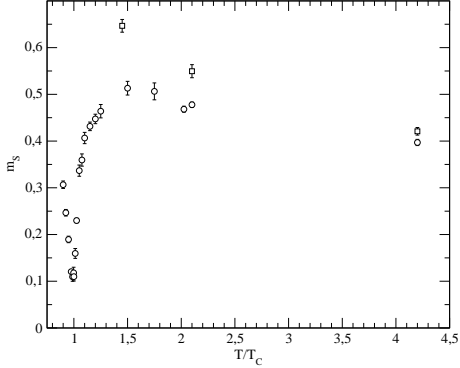


Figure 1. Screening masses: In the present model for  $\lambda_2 = \lambda_3 = 0$  (circles) and in the naively reduced model (squares, see [2]).

We plot the result of the fit in figure 1. On the same plot we show the results obtained in [2] with the naively reduced model (no Higgs potential). At sufficiently large temperature (large  $\beta_3$ ) the agreement is good, but the  $Z_3$  symmetric model also describes the vanishing of the screening mass associated with  $Z_3$  restoration at lower temperatures.

We then performed a series of scans in the  $\beta_3$ - $\lambda_2$  plane on  $16 \times 16$  lattices and looked for peaks in the susceptibility

$$\chi = \langle |\mathcal{L}|^2 \rangle - \langle |\mathcal{L}| \rangle^2 \quad (7)$$

as indications of phase transitions, while the associated distributions of  $\mathcal{L}$  were used to characterize the phases. After so identifying a tentative phase diagram (see figure 2), we made a more precise study on larger lattices along the line  $\beta_3 = 42$ . The results for the susceptibility are plotted in figure 3. One sees a strong transition signal just above  $\lambda_2 = 0.3$ . There the size dependence of  $\chi$  at its maximum, as well as the time history of  $|\mathcal{L}|^2$  and its doubly peaked histogram clearly indicate that the transition is first order.

The evidence for a second phase transition, slightly above  $\lambda_2 = 0.4$  is considerably weaker. The peak is less pronounced and we had to go to

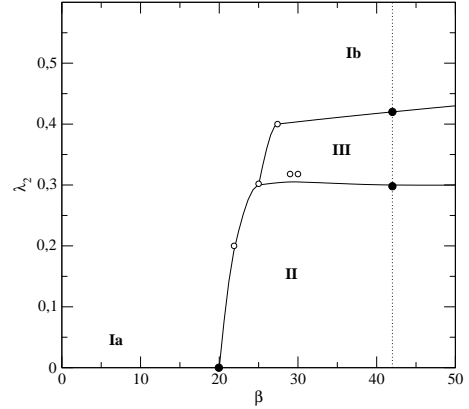


Figure 2. A tentative phase diagram.

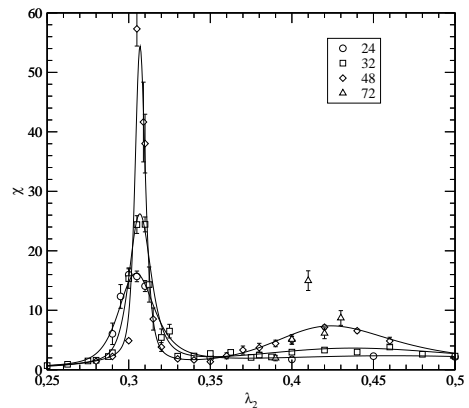


Figure 3. Polyakov loop susceptibility as a function of  $\lambda_2$  for  $\beta_3 = 42$  on lattices of various sizes.

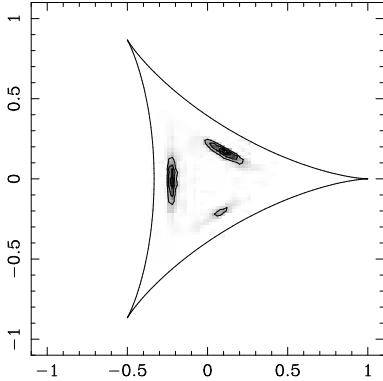


Figure 4. Typical distribution of  $P(\mathcal{L})$  in the complex plane of  $\mathcal{L}/L^2$  for region III

$72 \times 72$  lattices (with much poorer statistics) to make sure that it grows with the lattice size. In order to study the nature of the phases, we looked at the distributions of the Polyakov loops  $\mathcal{L}$ . The regions marked Ia and II on figure 2 are easily identified with standard  $Z(3)$  symmetric and broken phases, with data concentrated respectively around  $\mathcal{L} \approx 0$  and  $\mathcal{L} \approx \exp(2i\pi n/3)$ . At larger  $\lambda_2$  in region III, a new pattern shows up, with again  $Z_3$  breaking peaks, but the argument of  $\mathcal{L}$  is now close to  $(2n+1)\pi/3$ , as illustrated on figure 4. Finally, when  $\lambda_2$  is further increased (region Ib), the histogram is located around  $\mathcal{L} = 0$ , no particular argument is selected, and we conjecture that the phase is the same as the low temperature confined one (Ia). Expanding the  $U$ -fields to second order in the  $SU(3)$  algebra and integrating over the latter support the phase structure just outlined. This will be described elsewhere.

Along  $\beta_3 = 42$ , we have used the projected (0-momentum) correlators to extract the masses, by fitting them to the formula :

$$P_{prj}(r) \approx a(e^{-m_S r} + e^{-m_S(L-r)}) + c \quad (8)$$

Our results are summarized in figure 5. The mass value is found to coincide with that measured at  $\beta_3 = 42$ ,  $L_0 = 4$  in the original(2+1) model [2] for  $\lambda_2$  close to 0.2. This point in parameter space

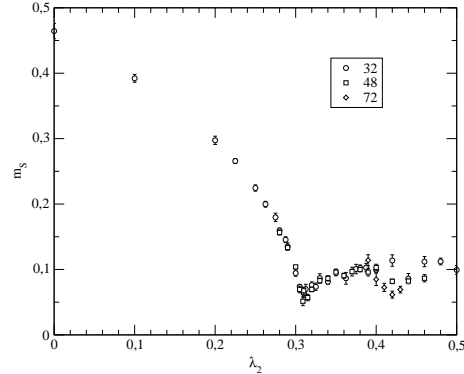


Figure 5. The screening masses  $m_S$  versus  $\lambda_2$  for  $\beta_3 = 42$  and various lattice sizes.

is a stable point of the phase diagram, at variance with what happens in the conventionally reduced model, where the physical situation corresponds to a metastable point [2].

In conclusion, the  $Z_3$  symmetric model opens a possibility to extend dimensional reduction down to the temperature where confinement is restored. It exhibits an interesting phase diagram, with a new phase whose connection to QCD at finite temperature and/or chemical potential should be investigated. For this purpose, a study to constrain the model parameters is under way.

## REFERENCES

1. R. D. Pisarski, Phys. Rev. D **62**, 111501 (2000) [arXiv:hep-ph/0006205].
2. P. Bialas, A. Morel, B. Petersson, K. Petrov and T. Reisz, Nucl. Phys. B **581** (2000) 477 [arXiv:hep-lat/0003004].
3. P. Bialas, A. Morel, B. Petersson, K. Petrov and T. Reisz, Nucl. Phys. B **603**, 369 (2001) [arXiv:hep-lat/0012019].