

## A BCS Gap on the Lattice

David N. Walters<sup>a</sup> and Simon Hands<sup>a\*</sup>

<sup>a</sup>Department of Physics, University of Wales Swansea,  
Singleton Park, Swansea SA2 8PP, United Kingdom.

Monte Carlo simulations of the 3+1 dimensional NJL model are performed with baryon chemical potential  $\mu > 0$ . For  $\mu \gtrsim \Sigma_0$ , the constituent quark mass in vacuum, chiral symmetry is restored and a diquark condensate  $\langle qq_+ \rangle$  forms. We analyse the fermion propagator and find evidence for particle-hole mixing in the vicinity of the Fermi surface and an energy gap  $\Delta > 0$ , both of which provide evidence for superfluidity at high baryon density induced by a BCS mechanism. At  $\mu a = 0.8$  the ratio between the BCS gap and the vacuum quark mass is  $\Delta/\Sigma_0 = 0.15(2)$ .

The Nambu – Jona-Lasinio (NJL) model has served for many years as a model of strong interactions [1]; in particular with the addition of a non-zero baryon chemical potential  $\mu$  it can be used to model the relativistic quark matter anticipated in dense systems such as neutron star cores. Phenomena such as the BCS-condensation of quark pairs at the Fermi surface, suggested as a mechanism for color superconductivity and baryon number superfluidity, can be modelled in this way [2]. From a lattice theorist's perspective, the attractive feature of the NJL model is that its action in Euclidean metric remains real even once  $\mu \neq 0$ , so that standard Monte Carlo simulation techniques can be employed. Moreover, such simulations expose a chiral symmetry restoration transition at a critical  $\mu_c \approx \Sigma_0$ , where  $\Sigma_0$  is the constituent quark scale, in qualitative agreement with analytic approaches such as the Hartree approximation [1].

In previous work [3] we have simulated the NJL model in an attempt to identify diquark condensation for  $\mu > \mu_c$ . In continuum notation the Lagrangian is

$$\begin{aligned} \mathcal{L} = & \bar{\psi}(\not{\partial} + m + \mu\gamma_0)\psi \\ & - \frac{g^2}{2} \left[ (\bar{\psi}\psi)^2 - (\bar{\psi}\gamma_5 \otimes \vec{\tau} \otimes \gamma_5 \psi)^2 \right] \\ & + \frac{1}{2} \left[ (\bar{\psi}, \psi^{tr}) \begin{pmatrix} \bar{j} & \\ & j \end{pmatrix} C\gamma_5 \otimes \tau_2 \otimes C\gamma_5 \begin{pmatrix} \bar{\psi}^{tr} \\ \psi \end{pmatrix} \right]. \end{aligned} \quad (1)$$

\*PPARC Senior Research Fellow

When formulated using staggered fermions, the resulting lattice model has  $N_f = 2$  isospin degrees of freedom, and  $N_c = 8$  global ‘colors’ (there are no gluons). The third term in (1) is a  $U(1)_{B-}$ -violating source term which enables the identification of a superfluid diquark condensate  $\langle qq_+ \rangle$  for source strengths  $j = \bar{j} = j^* \neq 0$  on a finite volume.

At  $\mu = 0$  the model exhibits breaking of  $SU(2)_L \otimes SU(2)_R$  into  $SU(2)_I$  by the spontaneous generation of a chiral condensate and a constituent quark mass  $\Sigma_0 \gg m$ . Since in 3+1 dimensions, the NJL model is only an effective theory, the lattice parameters must be chosen to match low energy phenomenology. Using the large- $N_c$  (Hartree) approximation we determine a suitable set, leading to physically reasonable results, to be

$$\begin{aligned} ma = 0.006 & \quad \Sigma_0 = 400\text{MeV} \\ a^2 g^{-2} = 0.495 & \quad \Rightarrow \quad f_\pi = 93\text{MeV} \\ a^{-1} = 720\text{MeV} & \quad m_\pi = 138\text{MeV}. \end{aligned} \quad (2)$$

We use a standard HMC algorithm with a quark kinetic matrix  $M$  which is a functional of auxiliary boson fields  $\sigma$  and  $\vec{\pi}$ . The source strength  $j$  is set to zero in the HMC update, but is allowed to vary over a range of values in partially quenched measurements on valence quarks. If we define an antisymmetric matrix

$$\mathcal{A} = \frac{1}{2} \begin{pmatrix} \bar{j}\tau_2 & M \\ -M^{tr} & j\tau_2 \end{pmatrix}, \quad (3)$$

then e.g. the diquark condensate is given by

$$\langle qq_+ \rangle = \frac{1}{2V} \frac{\partial \ln \mathcal{Z}}{\partial j} = \frac{1}{8V} \langle \text{tr} \tau_2 \mathcal{A}^{-1} \rangle. \quad (4)$$

The results show that at  $\mu_c a \simeq 0.6$  there is a transition at which the chiral condensate decreases sharply until by  $\mu a = 0.8$  it has just 5% of its vacuum value, and at the same point the baryon density  $n_B = (2V)^{-1} \partial \ln \mathcal{Z} / \partial \mu$  begins to rise from zero. Results for  $\langle qq_+ \rangle$ , first extrapolated linearly in  $L_t^{-1}$  to  $T = 0$  from  $12^4$ ,  $16^4$  and  $20^4$  lattices, and then linearly in  $j \rightarrow 0$  using data with  $ja \in (0.3, 1.0)$ , suggest that a superfluid condensate forms for  $\mu a \gtrsim 0.6$  and then increases monotonically until  $\mu a \simeq 1.0$ , where saturation artifacts become apparent [3].

In a system with a Fermi surface, low-energy excitations have  $k = |\vec{k}|$  close to the Fermi momentum  $k_F$ . If a BCS condensate forms, we expect an energy gap  $2\Delta$  to open up between the highest occupied state in the Fermi sea and the lowest excited state. These excitations are probed by standard means via temporal decay of the Euclidean propagator  $\mathcal{G} \equiv \mathcal{A}^{-1}$ . We write

$$\mathcal{G}(x, y) = \begin{pmatrix} A(x, y) & N(x, y) \\ \bar{N}(x, y) & \bar{A}(x, y) \end{pmatrix}, \quad (5)$$

where we identify both “normal”  $N(x, y) \sim \langle q(x)\bar{q}(y) \rangle$  and “anomalous”  $A(x, y) \sim \langle q(x)q(y) \rangle$  propagators. In an isospin-symmetric ground state the only independent components to survive the quantum average are  $N \equiv \text{Re}N_{11}$  and  $A \equiv \text{Im}A_{12}$ , where subscripts label isospin components [4]. We proceed by studying the time-slice propagator  $\mathcal{G}(\vec{k}, t) = \sum_{\vec{x}} \mathcal{G}(\vec{0}, 0; \vec{x}, t) e^{-i\vec{k} \cdot \vec{x}}$  on a  $96 \times 12^2 \times L_t$  lattice ( $L_t = 12, 16, 20$  and  $24$ ) with  $\vec{k} = (\pi n/48, 0, 0)$ ,  $n = 0, 1, \dots, 24$ . The resulting propagators are fitted with

$$\begin{aligned} N(k, t) &= Ae^{-Et} + Be^{-E(L_t-t)} \\ A(k, t) &= C(e^{-Et} - e^{-E(L_t-t)}) \end{aligned} \quad (6)$$

and amplitudes  $A, B, C$ , and excitation energy  $E(k, j)$  extracted.

Fig. 1 shows the pole-fit amplitudes as functions of  $k$ . For small  $k$  the normal propagator is predominantly forward-moving, since  $A \gg B$ . For  $k \gtrsim \mu$ , however, the signal becomes predominantly backward-moving. This is a sign that the

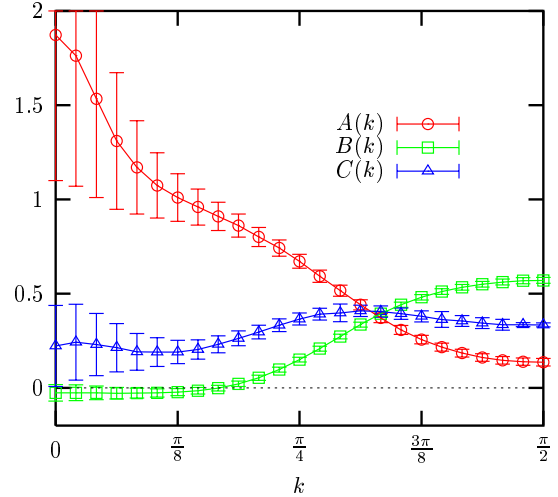


Figure 1. Amplitudes at  $\mu a = 0.8$  extrapolated to  $T \rightarrow 0$  followed by  $j \rightarrow 0$ .

excitations for small  $k$  are hole-like, and for large  $k$  particle-like [4]. Of particular interest, however, is that in this case even in the limit  $j \rightarrow 0$  there is a region of  $k \approx \mu$  where the anomalous amplitude  $C \neq 0$ . This shows that there are propagating states which are particle-hole superpositions with indefinite baryon number, an indirect signal for superfluidity via a BCS mechanism.

In Fig. 2 we show the dispersion relation  $E(k)$  extracted from the anomalous propagator at  $\mu a = 0.8$ . It is important to note the order of extrapolation: first  $T \rightarrow 0$ , then  $j \rightarrow 0$ . For clarity we have plotted energies for  $k < k_F$  as negative, where the Fermi momentum  $k_F$  is chosen to be the point where  $A = B$  in Fig. 1. We have also plotted the free lattice fermion dispersion relation, which has  $E(\sin^{-1}(\sinh(\mu a))) = 0$ . The interacting data, however, show no sign of a zero energy state; instead there is a discontinuity at  $k \approx k_F$  signalling an energy gap  $2\Delta$ . This is the first direct observation of a BCS gap in a lattice simulation.

Finally in Fig. 3 we plot both order parameter  $\langle qq_+ \rangle$  and gap  $\Delta$  as functions of  $\mu$ . Note that a re-

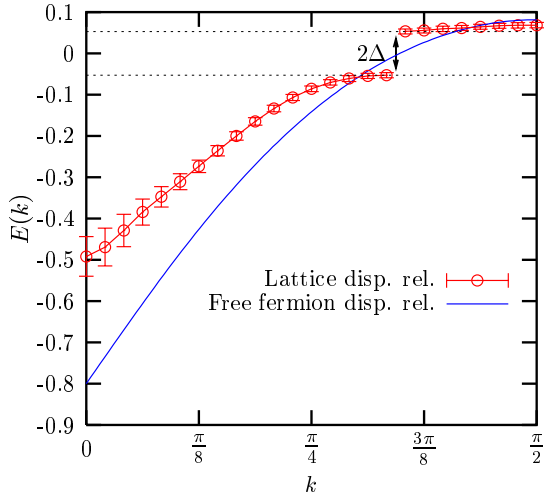


Figure 2. Dispersion relation  $E(k)$  at  $\mu a = 0.8$ .

liable extrapolation to  $T \rightarrow 0$  requiring data from  $L_t = 24$  lattices is only available for  $\mu a = 0.8$ ; simple linear extrapolation through  $L_t = 16$  and 20 is completely consistent with this, however, and hence is used for the other  $\mu$  values. One physical interpretation of the order parameter is that it counts the number of  $qq$  pairs participating in the condensate. On the simple-minded assumption that these pairs occupy a shell of thickness  $\mathcal{O}(\Delta)$  around the Fermi surface, we surmise the relation

$$\langle qq_+ \rangle \propto \Delta \mu^2. \quad (7)$$

Fig. 3 indeed suggests that  $\Delta$  is roughly constant for  $\mu > \mu_c$ , while  $\langle qq_+ \rangle$  rises markedly. The ratio  $\Delta/\Sigma_0 \approx 0.15$ , which using (2) translates into a physical prediction  $\Delta \approx 60\text{MeV}$ , consistent with the model predictions of [2].

In summary, by presenting numerical estimates for both  $\langle qq_+ \rangle$  and  $\Delta$  we have amassed a reasonable body of evidence for superfluidity via a BCS mechanism in a relativistic quantum field theory, for the first time using a systematic calculational technique. In future work we hope to address the issue of finite volume effects, unusually large in this system [5], which we believe is due to the difficulty of representing a curved shell of states

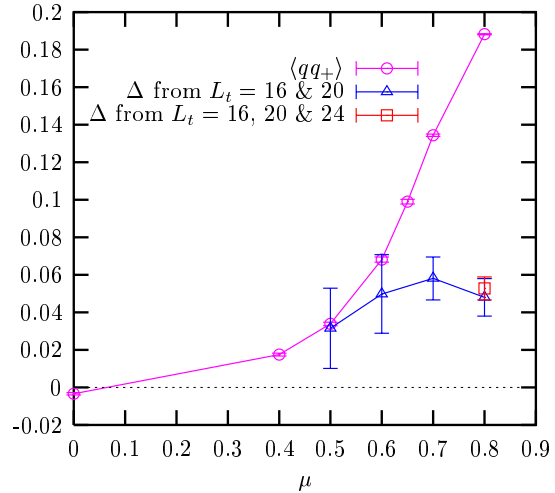


Figure 3.  $\langle qq_+ \rangle$  and  $\Delta$  as functions of  $\mu$ .

around the Fermi surface on a discrete momentum lattice. It will also be interesting to study the stability of the superfluid phase for  $T > 0$ , and for  $\mu_u \neq \mu_d$ , which has the effect of separating the Fermi surfaces of each flavor and hence suppressing isosinglet pairing.

## REFERENCES

1. S.P. Klevansky, Rev. Mod. Phys. **64** (1992) 649.
2. K. Rajagopal and F. Wilczek, in: M. Shifman (ed.), *Handbook of QCD*, World Scientific, Singapore, 2001; M.G. Alford, Ann. Rev. Nucl. Part. Sci. **51** (2001) 131; M.G. Alford, J.A. Bowers and K. Rajagopal, J. Phys. **G27** (2001) 235.
3. S.J. Hands and D.N. Walters, Phys. Lett. **B548** (2002) 196; D.N. Walters, Nucl. Phys. B (Proc. Suppl.) **119** (2003) 553.
4. S.J. Hands, B. Lucini and S.E. Morrison, Phys. Rev. **D65** (2002) 036004.
5. P. Amore, M.C. Birse, J.A. McGovern and N.R. Walet, Phys. Rev. **D65** (2002) 074005.