

HEAVY QUARK FREE ENERGIES AND SCREENING IN SU(2) GAUGE THEORY *

S. DIGAL, S. FORTUNATO, P. PETRECZKY

*Fakultät für Physik
Universität Bielefeld
33615 Bielefeld, Germany*

We investigate the singlet, triplet and colour average heavy quark free energies in $SU(2)$ pure gauge theory at various temperatures T . We focus on the long distance behaviour of the free energies, studying in particular the temperature dependence of the string tension and the screening masses. The results are qualitatively similar to the $SU(3)$ scenario, except near the critical temperature T_c of the deconfining transition. Finally we test a recently proposed method to renormalize the Polyakov loop.

1. Introduction

The interaction between quarks in a medium at some temperature T has been subject of intensive investigations in the last years ¹⁻³. In general, one expects that the medium strongly affects the interaction, especially at large separations R . Below the deconfinement temperature T_c the confining part of the interaction gets modified, so that the string tension σ is a function of T . Above T_c the most important effect is the screening of the colour charges, which leads to an exponentially decreasing potential for $R \gg 1/T$.

We investigate here the modification of interquark forces in terms of the free energy of a static quark-antiquark pair in $SU(2)$ pure gauge theory. We analyze the singlet, triplet and average colour channels.

Below T_c we compare our data with the behaviour at $T = 0$ and study the variation of the string tension with the temperature; above T_c we study the temperature dependence of the screening mass μ both for the average and for the singlet free energies.

*This work is supported by the DFG Grant no. FOR 339/1-2.

2. Free energies in SU(2) gauge theory

On the lattice the free energy of the static quark-antiquark pair in the gluonic medium is determined by measuring Wilson line correlation functions

$$e^{-F(R,T)/T+C} = \langle \text{Tr} L(\vec{R}) \text{Tr} L^\dagger(\vec{0}) \rangle \quad (1)$$

$$e^{-F_1(R,T)/T+C} = 2 \langle \text{Tr} (L(\vec{R}) L^\dagger(\vec{0})) \rangle, \quad (2)$$

$$e^{-F_3(R,T)/T+C} = \frac{4}{3} \left(e^{-F(R,T)/T+C} - \frac{1}{4} e^{-F_1(R,T)/T+C} \right) \quad (3)$$

where F_1 , F_3 and F refer to the colour singlet state, the colour triplet one and to the colour average of the free energy in the singlet and adjoint channels, respectively. The normalization constant C can be fixed in various ways, e.g. by comparison with the $T = 0$ free energies. In order to determine the singlet and triplet free energies we fixed the Coulomb gauge, where both free energies coincide with a gauge independent definition which was recently proposed ².

The variation with T of the free energy (especially the colour singlet one) is also important because the corresponding potential could be used to calculate the binding energies of heavy mesons when $T \neq 0$. These binding energies can be used to determine the sequential suppression pattern of heavy quarkonia as a function of the temperature ⁴.

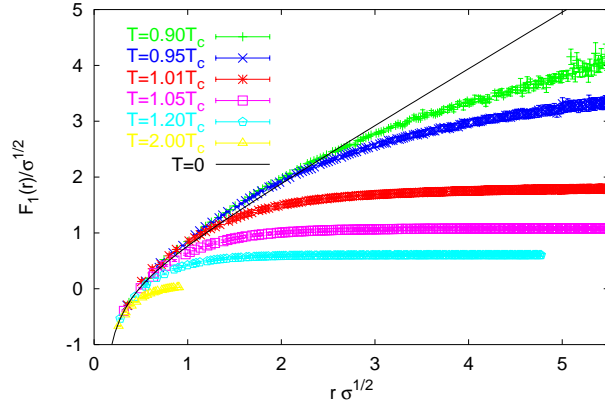


Figure 1. Colour singlet free energy at various temperatures.

In Fig. 1 we show the behaviour of the colour singlet free energy. The pattern looks the same as in $SU(3)$ gauge theory ³. The solid black line is the fit to the $T = 0$ potential done by the UKQCD collaboration ⁵. In the

region $1 < r\sqrt{\sigma} < 2.5$ we notice an enhancement compared to the $T = 0$ curve (also found in ²).

In the deconfinement phase the curves reach a plateau at some distance r_D which decreases with the temperature, as expected; near T_c screening sets in at distances $r\sqrt{\sigma} \approx 1$, that is of the order of 0.5 fm (assuming $\sqrt{\sigma} \approx 400$ MeV).

3. Results Below T_c : String Tension

In the confinement phase the study of heavy-quark free energies allows to verify string models' predictions concerning the form of the potential ⁶. According to such predictions, at distances $R \gg \frac{1}{T}$, the potential becomes

$$V(R, T) = V_0 + \sigma(T)R + T \ln(2RT), \quad (4)$$

where the logarithmic term is due to transverse fluctuations of the string ⁷.

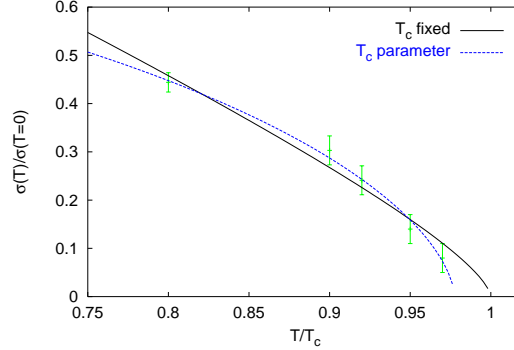


Figure 2. String tension as a function of T close to the critical point.

We find that the singlet, triplet and average free energies relative to the same temperature converge to the same line at large distances, so that $\sigma(T)$ is identical no matter which colour channel one considers.

By fitting the ansatz (4) on the tail of the colour average curves, we derived the string tension $\sigma(T)$, which we plot in Fig. 2 as a function of T/T_c . For temperatures very close to T_c , the fit ansatz is no longer good because of finite size effects: this issue is still under investigation. Near T_c one expects that $\sigma(T) \propto (T_c - T)^\nu$, where $\nu = 0.63$ is the 3D Ising exponent. We adopted the scaling ansatz used in ⁸, $\sigma(T) = a(T_c - T)^\nu [1 + b(T_c - T)^{1/2}]$, with a and b as free parameters. The solid line in the plot is the best fit curve, and we see that it is compatible with the data. If we also take T_c as

a parameter of the fit, we get a much better agreement for a curve centered at the "pseudocritical" temperature $0.98T_c$ (dashed line in the plot).

4. Results Above T_c : Screening

At deconfinement, the determination of the free energies is important both to find the domain of validity of perturbation theory and to study the screening effects on the heavy quark free energy due to the medium of unbound coloured gluons.

To extract the screening masses we applied the correlated fit introduced in ⁹ to the singlet and average correlators. Our fit ansatz was

$$\frac{F}{T} = \frac{A}{R^d} \exp(-\mu R) + C \quad (5)$$

where we considered $d = 1, 2$. Here we set $C = -\ln\langle|L^2|\rangle$. The resulting values of the screening mass are shown in Fig. 3 as a function of T/T_c .

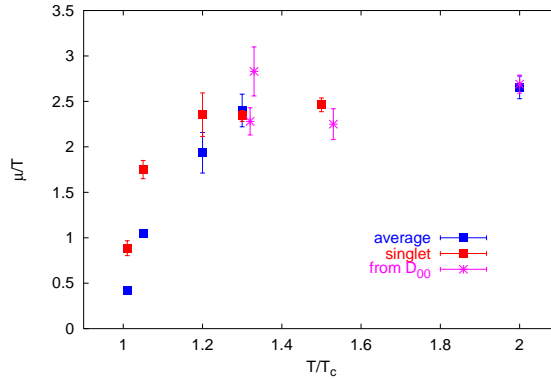


Figure 3. Screening mass as a function of the temperature.

In the plot the masses relative to the singlet are the ones obtained from the fits with $d = 1$: our values are compatible with those obtained from the electric propagator D_{00} in Landau gauge ¹⁰. Moreover we see that the mass decreases while approaching T_c , in contrast to the $SU(3)$ case ¹¹. For the average free energy and $T \approx T_c$ we obtain good fits only for $d = 1$, whereas for $T \approx 2T_c$ both $d = 1$ and $d = 2$ yield reasonable χ^2 s. This gives a systematic error of about 20% in the screening mass.

5. Conclusions

We found that the $SU(2)$ free energies exhibit some peculiar features as compared with their $SU(3)$ counterparts, especially near T_c , where the

order of the deconfining transition plays an important role. Apart from the temperature dependence of the string tension, which was already known, we mention in particular the decrease of the electric screening mass of the singlet free energy by approaching T_c .

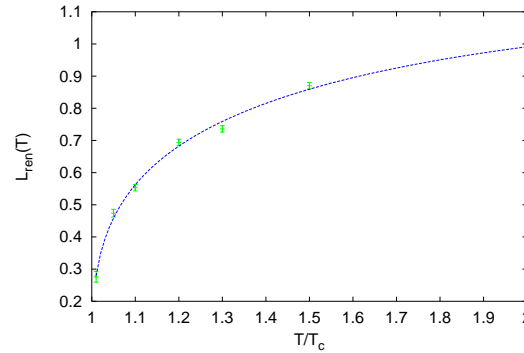


Figure 4. Renormalized Polyakov loop as a function of the temperature. We fitted the points with the ansatz $L_{ren}(T) = a(T - T_c)^\beta [1 + b(T - T_c)^{1/2}]$, fixing $\beta = 0.3265$. The best fit curve (dashed line) reproduces well the data near T_c .

Finally we show the pattern of the Polyakov loop (Fig. 4), renormalized by matching the free energy at short distances with the zero temperature heavy quark potential, as suggested in ³. The points follow the expected behaviour, $L_{ren} \propto (T - T_c)^\beta$, where $\beta = 0.3265$ is the 3D Ising exponent.

Acknowledgments

We would like to thank A. Cucchieri for giving us the gauge fixing program, J. Engels and O. Kaczmarek for stimulating discussions.

References

1. O. Kaczmarek et al., Phys. Rev. D **62**, 034021 (2000).
2. O. Philipsen, Phys. Lett. B **535**, 138 (2002).
3. O. Kaczmarek et al., Phys. Lett. B **543**, 41 (2002).
4. S. Dital et al., Phys. Lett. B **514**, 57 (2001) and Phys. Rev. D **64**, 094015 (2001).
5. S. P. Booth et al., Nucl. Phys. B **394**, 509 (1993).
6. M. Gao, Phys. Rev. D **40**, 2708 (1989).
7. M. Lüscher et al., Nucl. Phys. B **173**, 365 (1980).
8. J. Engels et al., Nucl. Phys. B **280** [FS18], 577 (1987).
9. C. Michael, A. McKerrell, Phys. Rev. D **51**, 3745 (1995).
10. U. M. Heller et al., Phys. Lett. B **355**, 511 (1995).
11. O. Kaczmarek et al., contribution to SEWM 2002.