

Direct Measurement of $B(D^0 \rightarrow \phi X^0)$ and $B(D^+ \rightarrow \phi X^+)$

J. Z. Bai,¹ Y. Ban,⁵ J. G. Bian,¹ I. Blum,¹² G. P. Chen,¹ H. F. Chen,¹¹ J. Chen,³ J. C. Chen,¹ Y. Chen,¹ Y. B. Chen,¹ Y. Q. Chen,¹ B. S. Cheng,¹ X. Z. Cui,¹ H. L. Ding,¹ L. Y. Dong,¹ Z. Du,¹ W. Dunwoodie,⁸ C. S. Gao,¹ M. L. Gao,¹ S. Q. Gao,¹ P. Gratton,¹² J. H. Gu,¹ S. D. Gu,¹ W. X. Gu,¹ Y. F. Gu,¹ Y. N. Guo,¹ Z. J. Guo,¹ S. W. Han,¹ Y. Han,¹ F. A. Harris,⁹ J. He,¹ J. T. He,¹ K. L. He,¹ M. He,⁶ Y. K. Heng,¹ D. G. Hitlin,² G. Y. Hu,¹ H. M. Hu,¹ J. L. Hu,¹ Q. H. Hu,¹ T. Hu,¹ X. Q. Hu,¹ Y. Z. Huang,¹ G. S. Huang,¹ J. M. Izen,¹² C. H. Jiang,¹ Y. Jin,¹ B. D. Jones,¹² X. Ju,¹ Z. J. Ke,¹ M. H. Kelsey,² B. K. Kim,¹² D. Kong,⁹ Y. F. Lai,¹ P. F. Lang,¹ A. Lankford,¹⁰ C. G. Li,¹ D. Li,¹ H. B. Li,¹ J. Li,¹ J. C. Li,¹ P. Q. Li,¹ R. B. Li,¹ W. Li,¹ W. G. Li,¹ X. H. Li,¹ X. N. Li,¹ H. M. Liu,¹ J. Liu,¹ R. G. Liu,¹ Y. Liu,¹ X. C. Lou,¹² B. Lowery,¹² F. Lu,¹ J. G. Lu,¹ X. L. Luo,¹ E. C. Ma,¹ J. M. Ma,¹ R. Malchow,³ M. Mandelkern,¹⁰ H. S. Mao,¹ Z. P. Mao,¹ X. C. Meng,¹ J. Nie,¹ S. L. Olsen,⁹ J. Oyang,² D. Paluselli,⁹ L. J. Pan,⁹ J. Panetta,² F. Porter,² N. D. Qi,¹ X. R. Qi,¹ C. D. Qian,⁷ J. F. Qiu,¹ Y. H. Qu,¹ Y. K. Que,¹ G. Rong,¹ M. Schernau,¹⁰ B. Schmid,¹⁰ J. Schultz,¹⁰ Y. Y. Shao,¹ B. W. Shen,¹ D. L. Shen,¹ H. Shen,¹ X. Y. Shen,¹ H. Y. Sheng,¹ H. Z. Shi,¹ X. F. Song,¹ J. Standifird,¹² D. Stoker,¹⁰ F. Sun,¹ H. S. Sun,¹ Y. Sun,¹ Y. Z. Sun,¹ S. Q. Tang,¹ W. Toki,³ G. L. Tong,¹ G. S. Varner,⁹ F. Wang,¹ L. S. Wang,¹ L. Z. Wang,¹ M. Wang,¹ P. Wang,¹ P. L. Wang,¹ S. M. Wang,¹ T. J. Wang,^{1*} Y. Y. Wang,¹ M. Weaver,² C. L. Wei,¹ N. Wu,¹ Y. G. Wu,¹ D. M. Xi,¹ X. M. Xia,¹ P. P. Xie,¹ Y. Xie,¹ Y. H. Xie,¹ G. F. Xu,¹ S. T. Xue,¹ J. Yan,¹ W. G. Yan,¹ C. M. Yang,¹ C. Y. Yang,¹ H. X. Yang,¹ J. Yang,¹ W. Yang,³ X. F. Yang,¹ M. H. Ye,¹ S. W. Ye,¹¹ Y. X. Ye,¹¹ C. S. Yu,¹ C. X. Yu,¹ G. W. Yu,¹ Y. H. Yu,⁴ Z. Q. Yu,¹ C. Z. Yuan,¹ Y. Yuan,¹ B. Y. Zhang,¹ C. Zhang,¹ C. C. Zhang,¹ D. H. Zhang,¹ Dehong Zhang,¹ H. L. Zhang,¹ J. Zhang,¹ J. W. Zhang,¹ L. Zhang,¹ L. S. Zhang,¹ P. Zhang,¹ Q. J. Zhang,¹ S. Q. Zhang,¹ X. Y. Zhang,⁶ Y. Y. Zhang,¹ D. X. Zhao,¹ H. W. Zhao,¹ Jiawei Zhao,¹¹ J. W. Zhao,¹ M. Zhao,¹ W. R. Zhao,¹ Z. G. Zhao,¹ J. P. Zheng,¹ L. S. Zheng,¹ Z. P. Zheng,¹ B. Q. Zhou,¹ G. P. Zhou,¹ H. S. Zhou,¹ L. Zhou,¹ K. J. Zhu,¹ Q. M. Zhu,¹ Y. C. Zhu,¹ Y. S. Zhu,¹ B. A. Zhuang¹

(BES Collaboration)

¹*Institute of High Energy Physics, Beijing 100039, People's Republic of China*

²*California Institute of Technology, Pasadena, California 91125*

³*Colorado State University, Fort Collins, Colorado 80523*

⁴*Hangzhou University, Hangzhou 310028, People's Republic of China*

⁵*Peking University, Beijing 100871, People's Republic of China*

⁶*Shandong University, Jinan 250100, People's Republic of China*

⁷*Shanghai Jiaotong University, Shanghai 200030, People's Republic of China*

⁸*Stanford Linear Accelerator Center, Stanford, California 94309*

⁹*University of Hawaii, Honolulu, Hawaii 96822*

¹⁰*University of California at Irvine, Irvine, California 92717*

¹¹*University of Science and Technology of China, Hefei 230026, People's Republic of China*

¹²*University of Texas at Dallas, Richardson, Texas 75083-0688*

(November 20, 2018)

arXiv:hep-ex/9907052v1 27 Jul 1999

The first measurement of $B(D^0 \rightarrow \phi X^0)$ and an upper limit for $B(D^+ \rightarrow \phi X^+)$ are determined from 22.3 pb^{-1} of e^+e^- annihilation data at a C. M. energy of 4.03 GeV. The data were recorded by the Beijing Spectrometer (BES) at BEPC. A recoil charge method is applied for the first time to charm threshold data to determine the charge of the D meson in the recoil from $9054 \pm 309 \pm 416$ reconstructed D^0, D^+ mesons. The branching fractions $B(D^0 \rightarrow \phi X^0) = (1.71_{-0.71}^{+0.76} \pm 0.17)\%$, and $B(D^+ \rightarrow \phi X^+) < 1.8\%$ are determined from 10 events with a reconstructed D and a recoiling ϕ . In addition, a 90% C.L. upper limit of $B(D^+ \rightarrow \phi e^+ X^0) < 1.6\%$ is determined from a search for semileptonic decays of the D^+ .

I. INTRODUCTION

Much progress has been made in heavy flavor physics since the discoveries of open charm and bottom [1]. However, experimental results on inclusive decays of charm mesons are limited [2,3]. In an era of high precision experiments such as the B factories and the LHC, accurate measurements of b -flavored particles can benefit from a better knowledge of charm decays and their branching fractions. In particular, the inclusive decay $D \rightarrow \phi X^1$ has not been measured. This branching fraction serves as an independent check for the existence of additional ex-

¹ Throughout this paper, charge conjugation invariance is assumed, and charge conjugate states are included.

clusive decays of D mesons that contain a ϕ meson. It is important for studies of gluonic penguin ($b \rightarrow sg$) decays of B mesons [3], and for time-dependent $B_s^0 \bar{B}_s^0$ oscillation measurements [4] that use a $\phi\ell$ pair to tag B_s^0 mesons. In addition, this branching fraction would be helpful in understanding the charm meson decay mechanisms.

In this letter, we report a first measurement of the inclusive ϕ decay branching fractions of charged and neutral D mesons and a search for the exclusive semileptonic decay $D^+ \rightarrow \phi e^+ X^0$ based on an analysis of $22.3 pb^{-1}$ of data collected with the Beijing Spectrometer (BES) in e^+e^- annihilations at $\sqrt{s} = 4.03$ GeV.

II. THE BES DETECTOR

The BES detector has been described in detail elsewhere [5]. Here we briefly describe detector elements crucial to this measurement.

BES is a conventional solenoidal detector operated at the Beijing Electron Positron Collider (BEPC) [6]. A four-layer central drift chamber (CDC) surrounding the beam pipe is used for triggering purposes. A forty-layer main drift chamber (MDC) located just outside the CDC provides measurements of charged tracks and ionization energy loss (dE/dx) with a solid angle coverage of 80% of 4π for charged tracks. A momentum resolution of $1.7\% \sqrt{1+p^2}$ (p in GeV/ c) and a dE/dx resolution of 8.5% for Bhabha electrons are obtained for data taken at $\sqrt{s} = 4.03$ GeV. An array of 48 scintillation counters surrounds the MDC and measures the time of flight (TOF) of charged tracks with a resolution of about 350 ps for Bhabha electrons and 450 ps for hadrons. Surrounding the TOF is a 12-radiation-length, lead-gas barrel shower counter (BSC) operated in limited streamer mode, which measures the energy of electrons and photons over 80% of 4π , with an energy resolution of $\sigma_E/E = 0.22/\sqrt{E}$ (E in GeV), and spatial resolution of $\sigma_\phi = 4.5$ mrad and $\sigma_Z = 2$ cm for electrons. Outside the BSC is a solenoidal magnet providing a 0.4 T magnetic field for the central tracking region of the detector. Three double-layers of muon counters instrument the magnet flux return, and serve to identify muons with transverse momenta greater than 500 MeV/ c . They cover 68% of 4π with a longitudinal (transverse) spatial resolution of 5 cm (3 cm).

III. THE RECOIL CHARGE METHOD FOR D TYPE IDENTIFICATION

At $\sqrt{s}=4.03$ GeV charm mesons D^0 and D^+ are produced via the interactions

$$e^+e^- \rightarrow D^+D^-, D^0\bar{D}^0, \\ D^*(2010)^+D^-, D^*(2007)^0\bar{D}^0, \\ D^*(2010)^+D^* (2010)^-,$$

$$D^*(2007)^0\bar{D}^*(2007)^0$$

and possibly $D\bar{D}\pi$. The $D^*(2010)^-$ can decay to either $\pi^-\bar{D}^0$ or $\pi^0(\gamma)D^-$. The prompt or transition pion is not identified. Reconstructing a specific D meson does not necessarily determine whether the recoiling \bar{D} meson is charged or neutral. In order to measure $B(D^0 \rightarrow \phi X^0)$ and $B(D^+ \rightarrow \phi X^+)$ specifically, the numbers of neutral and charged \bar{D} mesons recoiling against a reconstructed D meson, which tags the $e^+e^- \rightarrow D\bar{D}$ events, and the types of the D meson from which the ϕ mesons come, must be determined.

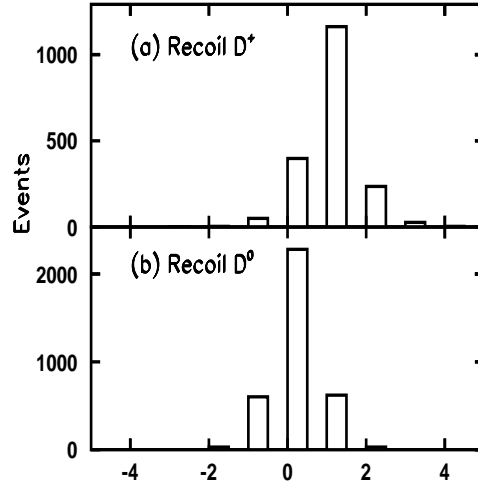


FIG. 1. Monte Carlo Q_{rec} distributions for (a) D^+ decays, and (b) D^0 decays. In both cases the D mesons are in the recoil against a fully reconstructed charm meson.

A recoil charge method for identifying the type of the recoiling D meson has been devised for this measurement. At $\sqrt{s}=4.03$ GeV, charged pions arising from $D^*(2010)^+$ decay are very slow, and are mostly undetected in the BES detector. Only charged particles from decays of D^+ and D^0 are measured, and their total charge is correlated with the type of the mother D meson. Figures 1(a) and 1(b) show the Monte Carlo distributions of total detected recoil charge, Q_{rec} , of D^+ and D^0 mesons against a fully reconstructed \bar{D} meson, respectively. They are centered at +1 and 0, respectively, and have a spread of about +1 or -1. The recoil charge method selects neutral and charged D mesons according to

$$Q_{rec} = 0, \text{ or } Q_{rec} = F_D = -1 \text{ for } D^0 \quad (1)$$

and

$$Q_{rec} \cdot F_D < 0 \text{ for } D^+ \quad (2)$$

where F_D is the charm quantum number of the reconstructed \bar{D} meson. The efficiency, ε , and the misidentification rate, f , of the recoil charge method are obtained

from Monte Carlo simulations. For inclusive D decays, ε and f are determined to be 0.74 ± 0.02 and 0.25 ± 0.02 , respectively, and are the same for both charged and neutral recoiling D mesons. These values are confirmed with data using a kinematically selected data sample of $e^+e^- \rightarrow D^+D^-$ and $e^+e^- \rightarrow D^0\bar{D}^0$, where one D meson has been reconstructed. The values from data, $\varepsilon = 0.79 \pm 0.04$, $f = 0.16 \pm 0.04$ agree well with the Monte Carlo estimates of $\varepsilon = 0.795 \pm 0.015$, $f = 0.204 \pm 0.015$ for the exclusive interaction $e^+e^- \rightarrow D\bar{D}$. The slightly higher efficiency for this sample is due to the absence of charged transition pions.

When both a D meson and a recoil ϕ are fully reconstructed, the efficiency of the recoil charge method is improved over that of the inclusive D events because there are fewer remaining tracks and they tend to cluster along the ϕ direction and are therefore well within the detector acceptance. A Monte Carlo study of various D decay modes into final states containing a ϕ has been performed, and the variations among their efficiencies are included in the systematic errors. For events with a reconstructed ϕ , the recoil charge method identifies the recoil D meson type correctly ($91 \pm 1 \pm 2$)% of the time and misidentifies a D in ($9 \pm 1 \pm 2$)% of the events. The first error is due to Monte Carlo statistics, and the second is systematic.

To determine the numbers of neutral and charged D mesons on the recoil side, we use the relationships

$$\begin{pmatrix} N_0 \\ N_+ \end{pmatrix} = \begin{pmatrix} \varepsilon & f \\ f & \varepsilon \end{pmatrix} \begin{pmatrix} N_{D^0} \\ N_{D^+} \end{pmatrix} \quad (3)$$

and

$$r_+ = \frac{N_{D^+}}{N_{D^0} + N_{D^+}} = \frac{\varepsilon N_+ - f N_0}{(N_{D^0} + N_{D^+})(\varepsilon^2 - f^2)} \quad (4)$$

where N_0 and N_+ are the events that pass the recoil charge tag as neutral and charged D meson candidates, respectively, N_{D^0} and N_{D^+} are the true numbers of neutral and charged D mesons in the recoil, and r_+ is the fraction of recoiling D^+ in the D tag sample. The values of N_0 and N_+ are obtained directly from data. Using Eqs. (3) and (4) N_{D^0} and N_{D^+} in each D decay mode are determined.

IV. DATA ANALYSIS

A. Event selection

Charged tracks are required to have good helix fits. These tracks must satisfy $|\cos\theta| < 0.8$, where θ is the polar angle, and must be consistent with originating from the primary event vertex. For charged particles, a combined confidence level calculated using the dE/dx and TOF measurements is required to be greater than 1% for

the π hypothesis. For the kaon hypothesis, $L_k > L_\pi$ is required, where L is the likelihood for a particle type.

B. Analysis of inclusive D meson events

Charged and neutral D mesons are reconstructed in the $D^0 \rightarrow K^-\pi^+$, $K^-\pi^-\pi^+\pi^+$ and $D^+ \rightarrow K^-\pi^+\pi^+$ decay modes. Figures 2(a), 2(b) and 2(c) show the momentum distributions of selected $Kn\pi$ combinations with invariant masses within ± 2.5 standard deviations of the nominal D^0 and D^+ masses. The lowest momentum peak in each figure corresponds to D mesons from $e^+e^- \rightarrow D^*\bar{D}^*$, the middle peak is predominantly due to $e^+e^- \rightarrow D\bar{D}^*$, and the small enhancements at high momentum are from direct $e^+e^- \rightarrow D\bar{D}$ production.

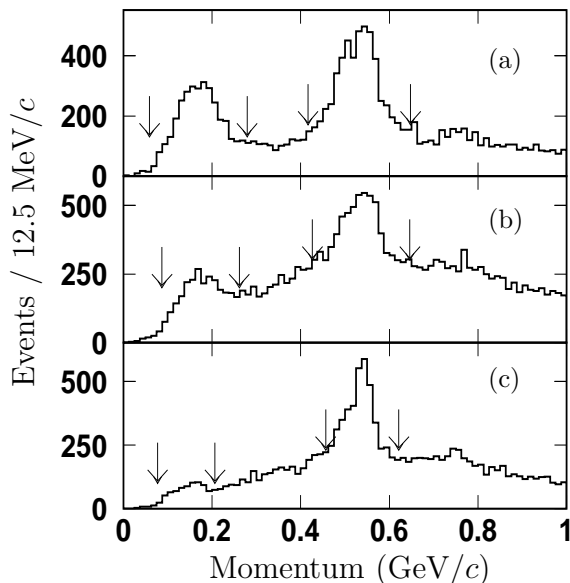


FIG. 2. Momentum distribution of (a) the $K^-\pi^+$, (b) the $K^-\pi^-\pi^+\pi^+$, and (c) the $K^-\pi^+\pi^+$ combinations that pass the selection criteria and the mass cuts mentioned in the text.

To reduce combinatorial backgrounds only D mesons in the lower two momentum regions are used in this measurement. Figures 3(a), 3(b) and 3(c) show the invariant mass distributions for selected $Kn\pi$ pairs. A binned maximum-likelihood fit to the distributions with a Gaussian signal function and a third order polynomial background yields 10371 ± 357 events. Some D events enter the D signal region more than once due to $K - \pi$ interchange and random combinations, and are doubly counted in the fit. The rates of double counting are evaluated to be 14% for D^0 and 5% for D^+ , using data and Monte Carlo events. The largest variation in these rates between data and Monte Carlo simulation is found to be

3.6% and is included in the systematic error. Specific to the $K^-\pi^+\pi^+\pi^-$ mode, partially reconstructed D^0 events combine with slow pions to produce an enhancement at the D^0 signal position with a resolution similar to that of the signal. A Monte Carlo simulation indicates this enhancement accounts for as much as 6.2% of the number of $D^0 \rightarrow K^-\pi^+\pi^+\pi^-$ events given by the fit. This variation is also included in the systematic error.

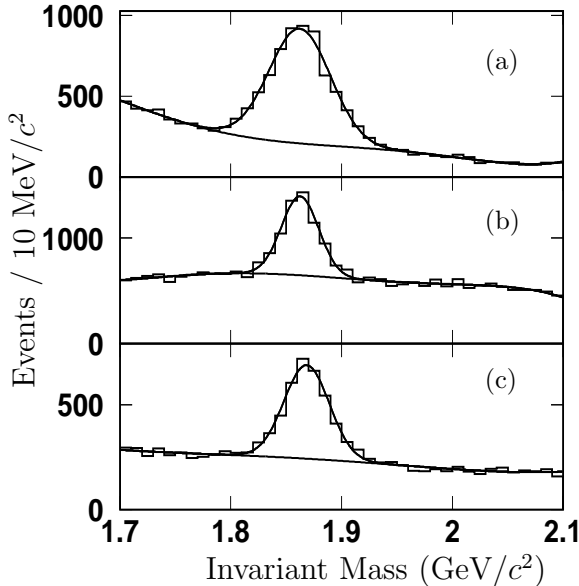


FIG. 3. Invariant mass distribution of selected (a) $K^-\pi^+$, (b) $K^-\pi^+\pi^+\pi^-$, and (c) $K^-\pi^+\pi^+$ combinations.

After subtracting the doubly counted events, a sample of $9054 \pm 309 \pm 416$ tagged events is selected which contains in the recoil $6767 \pm 298 \pm 446$ D^0 and $2287 \pm 83 \pm 155$ D^+ mesons, as determined by the recoil charge method using Eqs (3) and (4), where the first errors are statistical and the second systematic. The systematic errors are due to variations in the mass fits, the subtraction of doubly counted events, and the uncertainty of the efficiency of the recoil charge method. A summary of these events is presented in Table I. These recoiling D^0 and D^+ mesons are unbiased D decay samples for measuring branching fractions.

TABLE I. Determination of D meson sample

D tag type	number of D events	r_+	N_{D^0}	N_{D^+}
D^0	6895 ± 288	0.20	5513 ± 280	1382 ± 69
D^+	2159 ± 112	0.42	1254 ± 102	905 ± 47
Sum	9054 ± 309		6767 ± 298	2287 ± 83

An independent estimate of the number of recoiling D^0 and D^+ has been carried out using measured production cross sections of $D^*\bar{D}$ and $D^*\bar{D}^*$ and the branching fractions of D^* and D mesons. The result is consistent with the recoil charge method.

C. Measurement of branching fractions

1. Reconstruction of $\phi \rightarrow K^+K^-$ events

The ϕ meson is reconstructed through its decay to K^+K^- . Figure 4 shows the invariant mass distribution of K^+K^- pairs. A fit of convoluted Breit-Wigner and Gaussian functions plus a third order polynomial background gives a fit mass of 1.0194 ± 0.0002 GeV/c^2 and a total of 1108 ± 70 ϕ events. In this measurement, the ϕ signal window is defined as the region from 1.00 to 1.04 GeV/c^2 , as indicated by the arrows in Figure 4.

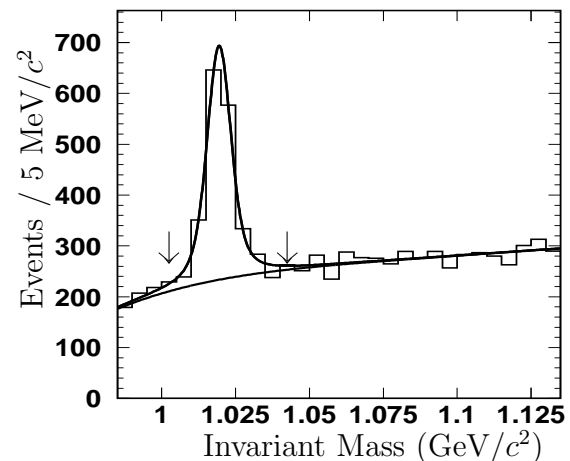


FIG. 4. Invariant mass of inclusive K^+K^- pairs.

2. Inclusive $D \rightarrow \phi X$

Figures 5(a) and 5(b) show the mass of K^+K^- pairs recoiling against D^0 and D^+ candidates, respectively, and the full data are shown in Figure 5(c).

To estimate the number of signal events, the K^+K^- mass intervals 0.98-1.00 GeV/c^2 and 1.04-1.15 GeV/c^2 are taken as background regions for the ϕ . The $K\eta\pi$ mass regions from 1.7 to 2.1 GeV/c^2 , excluding regions within $\pm 3\sigma_{M_D}$ of the fit D masses, are defined as side-band background control regions for the D mesons. As shown in Figure 5(c), 15 events are found as $D\phi$ candidates, and 14 events are selected as background sample outside the ϕ mass region. Using the D side band events,

a total of 0.5 ± 0.5 events has been estimated as the background among the D candidates. Subtracting the background contributions to both the D and the ϕ , we obtain an excess of 10.2 ± 4.0 events in the ϕ signal region.

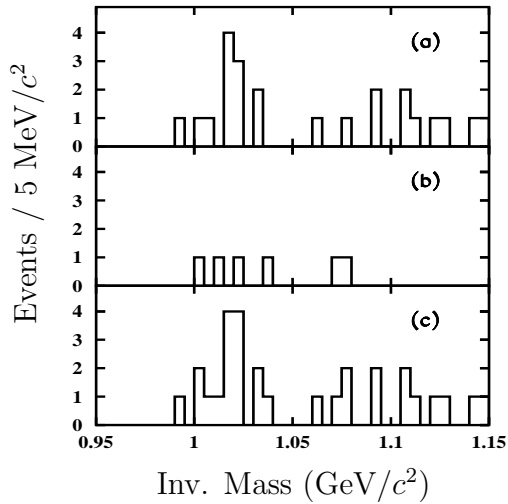


FIG. 5. Invariant mass distributions of K^+K^- pairs recoiling against fully reconstructed (a) D^0 , (b) D^+ , and (c) D^0 or D^+ .

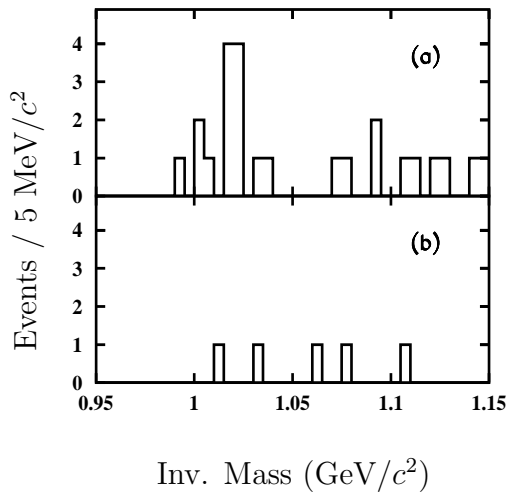


FIG. 6. Invariant mass distributions of K^+K^- pairs identified as from (a) D^0 , and (b) D^+ .

Figures 6(a) and 6(b) show the invariant mass of the K^+K^- pairs from D^+ and D^0 , respectively, as identified by the recoil charge criteria. After subtraction of backgrounds estimated using the ϕ and D side bands, $9.7_{-4.0}^{+4.3}$ $D^0 \rightarrow \phi X^0$ events and $0.5_{-1.3}^{+1.9}$ $D^+ \rightarrow \phi X^+$ events are determined using Eqs. (3) and (4), and a multinomial distribution that allows the fluctuations of the signal and the background. The branching fraction can be obtained from the number of D events (N_D) in the recoil against the tagged D mesons, and the number of $D\phi$

events ($N_{D\phi}$):

$$B(D \rightarrow \phi X) = \frac{N_{D\phi}}{N_D \times \epsilon_\phi}. \quad (5)$$

where the ϕ detection efficiency $\epsilon_\phi = 0.084 \pm 0.006$ as determined from Monte Carlo simulations. Assuming 10.2 ± 4.0 signal ϕ events, the average branching fraction for the BES mixture of D^0 and D^+ mesons is measured to be

$$B(D \rightarrow \phi X) = (1.34 \pm 0.52 \pm 0.12)\%,$$

where the first error is statistical and second systematic.

Based on $9.7_{-4.0}^{+4.3}$ $D^0 \rightarrow \phi X^0$ and $0.5_{-1.3}^{+1.9}$ $D^+ \rightarrow \phi X^+$ events, branching fraction and 90% C. L. limit

$$B(D^0 \rightarrow \phi X^0) = (1.71_{-0.71}^{+0.76} \pm 0.17)\%,$$

$$B(D^+ \rightarrow \phi X^+) < 1.8\%,$$

are obtained, where the first error is statistical and the second systematic. The systematic errors arise from uncertainties in the numbers of D mesons and the error in the inclusive ϕ efficiency. The final systematic errors are obtained by adding these uncertainties in quadrature.

3. Search for the decay $D^+ \rightarrow \phi e^+ X$

Of the 15 $D\phi$ candidates selected four are accompanied by at least one charged track within $|\cos\theta| < 0.85$. These tracks are tested against electron hypothesis where to identify electrons, a confidence level of greater than 1% is required, and $L_e > L_\pi$, using dE/dx information. None of the tracks are identified as electrons.

TABLE II. Branching fractions and limits (90% C. L.)

decay mode	b. f. (%)	Experiment
$D^+ \rightarrow \phi\pi^+$	0.61 ± 0.06	WA82 <i>et. al.</i>
$\phi\pi^+\pi^0$	2.3 ± 1.0	ACCMOR
ϕK^+	$0.013_{-0.019}^{+0.022}$	E687
$\phi e^+\nu$	< 2.09	MK3
$\phi\mu^+\nu$	< 3.72	MK3
$\phi\pi^+\pi^+\pi^-$	< 0.2	E691
$\phi e^+ X^0$	< 1.6	this experiment
ϕX^+	< 1.8	this experiment
$D^0 \rightarrow \phi\bar{K}^0$	0.86 ± 0.10	ARGUS, CLEO, E687
$\phi\pi^+\pi^-$	0.108 ± 0.029	ARGUS, CLEO, E687
$\phi\pi^0$	< 0.14	ARGUS
$\phi\eta$	< 0.28	ARGUS
$\phi\omega$	< 0.21	ARGUS
ϕX^0	$1.71_{-0.71}^{+0.76} \pm 0.17$	this experiment
$D \rightarrow \phi X$	$1.34 \pm 0.52 \pm 0.12$	this experiment

From no observed $D^+ \rightarrow \phi e^+ X^0$ event in a sample of 2287 D^+ decays, and a detection efficiency of 0.0652 for the decay, a 90% C.L. upper limit of $B(D^+ \rightarrow \phi e^+ X^0) < 1.6\%$ is placed.

V. DISCUSSION

These BES results, together with branching fractions listed in PDG98, are summarized in Table II. Comparing with existing measurements of exclusive D^0 and D^+ decays containing a ϕ in the final states, as shown in Table II, these BES branching fraction values indicate little room for additional ϕ decay modes of D^0 and D^+ mesons.

VI. CONCLUSION

In summary, the absolute inclusive branching fractions of the D^0 and D^+ mesons decaying into a ϕ have been directly measured. From a tagged sample of $9054 \pm 309 \pm 416$ $D\bar{D}$ pairs, 10.2 ± 4.0 $D \rightarrow \phi X$ events are observed, leading to the first measurement of $B(D \rightarrow \phi X) = (1.34 \pm 0.52 \pm 0.12)\%$ for a mixture of D^0 and D^+ mesons in the BES data sample, $B(D^0 \rightarrow \phi X^0) = (1.71^{+0.76}_{-0.71} \pm 0.17)\%$, $B(D^+ \rightarrow \phi X^+) < 1.8\%$, and $B(D^+ \rightarrow \phi e^+ X^0) < 1.6\%$ at 90% C. L.

VII. ACKNOWLEDGEMENTS

We would like to thank the staffs of the BEPC accelerator and the Computing Center at the Institute of High Energy Physics, Beijing, for their outstanding scientific efforts. The work of the BES Collaboration was supported in part by the National Natural Science Foundation of China under Contract No. 19290400 and the Chinese Academy of Sciences under contract No. H-10 and E-01 (IHEP), and by the Department of Energy under Contract Nos. DE-FG03-92ER40701 (Caltech), DE-FG03-93ER40788 (Colorado State University), DE-AC03-76SF00515 (SLAC), DE-FG03-91ER40679 (UC Irvine), DE-FG03-94ER40833 (U Hawaii), DE-FG03-95ER40925 (UT Dallas).

* Deceased.

[1] MARK II Collab., G. Goldhaber *et al.*, Phys. Rev. Lett. **37** (1976)301, and CLEO Collab., S. Behrends *et al.*, Phys. Rev. Lett. **50** (1983)365.

- [2] See for example: P. R. Burchat, in *Proceedings of the 5th International Symposium on Heavy Flavor Physics*, Montreal, Canada, 1993, edited by D. I. Britton, D. B. MacFarlane and P. M. Patel, p. 39.
- [3] Particle Data Group, C. Caso *et al.*, Eur. Phys. J. **C3** (1998)1.
- [4] DELPHI Collab., P. Abreu *et al.*, Zeit. Phys. **C61** (1994)1. OPAL Collab., A. Akers *et al.*, "An investigation of B_s oscillation using B_s enhanced samples", Contributed paper to International Europhysics Conference on High Energy Physics EPS0276, July 1995, Brussels.
- [5] J. Z. Bai *et al.*, Nucl. Instrum. and Methods **A344**, 319 (1994).
- [6] M. H. Ye and Z. P. Zheng, in *Proceedings of the XIVth International Symposium on Lepton and Photon Interactions* Stanford, California, 1989, edited by M. Riordan (World Scientific, Singapore, 1990), p. 122.