

Evidence of $\phi \rightarrow \pi^0\pi^0\gamma$ and $\phi \rightarrow \pi^0\eta\gamma$ decays in SND experiment at VEPP-2M

M.N.Achasov, A.V.Berdyugin, A.V.Bozhenok, A.D.Bukin,
 D.A.Bukin, S.V.Burdin, T.V.Dimova, V.P.Druzhinin,
 M.S.Dubrovin, I.A.Gaponenko, V.B.Golubev, V.N.Ivanchenko,
 I.A.Koop, A.A.Korol, S.V.Koshuba, E.V.Pakhtusova, A.A.Salnikov,
 S.I.Serednyakov, V.V.Shary, Yu.M.Shatunov, V.A.Sidorov,
 Z.K.Silagadze, A.N.Skrinsky, Yu.V.Usov

Budker Institute of Nuclear Physics, Novosibirsk, 630090, Russia

Abstract. Preliminary results on the study of $e^+e^- \rightarrow \phi(1020) \rightarrow \pi^0\pi^0\gamma$, $\eta\pi^0\gamma$ processes from SND experiment at VEPP-2M collider in Novosibirsk are presented. Branching ratios of rare radiative $\phi \rightarrow \pi^0\pi^0\gamma$ and $\phi \rightarrow \pi^0\eta\gamma$ decays are measured:

$$B(\phi \rightarrow \pi^0\pi^0\gamma) = (1.1 \pm 0.2) \cdot 10^{-4} \quad (M_{\pi\pi} < 800MeV),$$

$$B(\phi \rightarrow \eta\pi^0\gamma) = (1.3 \pm 0.5) \cdot 10^{-4}.$$

First upper limits of $\phi(1020) \rightarrow \pi^0\pi^0\gamma, \eta\pi^0\gamma$ radiative decays were established in ND experiment [1] at VEPP-2M e^+e^- collider. Later it was shown by N.N.Achasov [2] that these decays can provide important information about quark structure of lightest scalar mesons $a_0(980)$ and $f_0(980)$. Further theoretical investigations [3-9] confirmed this idea.

In this work we present preliminary results of SND experiment [10,11]. Main background for the decays under study is due to $\phi \rightarrow \eta\gamma \rightarrow 3\pi^0\gamma$ and $\phi \rightarrow K_S K_L \rightarrow \pi^0\pi^0 K_L$ decays. To suppress it, events with 5 photons were selected, satisfying energy-momentum conservation. In addition a χ_γ^2 parameter, quantitatively describing quality of photons [12], was used (Fig.1). The spectrum of invariant masses of photon pairs in selected events (Fig.2a) shows that most of them contain two π^0 . The $\pi^0\gamma$ invariant mass distribution (Fig.2b) was used to separate the decay under study from the remaining $e^+e^- \rightarrow \omega\pi^0 \rightarrow \pi^0\pi^0\gamma$ background (Table 1). The polar angle distributions of π^0 -s in $\pi^0\pi^0$ pair rest frame are shown in Figs.2c,d. Flat distribution of $f_0\gamma$ -type events (Fig.2c) is consistent with S -wave production mechanism, while distribution of $\omega\pi^0$ -type events (Fig.2d) clearly contradicts it.

The $\pi^0\pi^0$ invariant mass spectrum, corrected for detection efficiency dependence

TABLE 1. Number of the selected $\pi^0\pi^0\gamma$ events with $m_{\pi^0\pi^0} > 800 \text{ MeV}$ and estimated background.

$\phi \rightarrow \pi^0\pi^0\gamma$, experiment	45
$\phi \rightarrow \eta\gamma$, simulation	5
$\phi \rightarrow K_S K_L$, simulation	< 6
$\phi \rightarrow \rho\pi^0, \omega\pi^0 \rightarrow \pi^0\pi^0\gamma$, simulation	1.4
$B(\phi \rightarrow \pi^0\pi^0\gamma)$	$(1.1 \pm 0.2) \cdot 10^{-4}$

TABLE 2. Number of the selected $\eta\pi^0\gamma$ events and estimated background.

χ^2_γ	<0 (Strong cuts)	<25 (Soft cuts)	25-50 (Background)
$e^+e^- \rightarrow \eta\pi\gamma$, experiment	34	283	96
$e^+e^- \rightarrow \eta\gamma$, simulation	4.2	109	50
$e^+e^- \rightarrow K_S K_L$, simulation	<5.8	10	20
$e^+e^- \rightarrow \omega\pi$, simulation	2.1	85	4
$B(\phi \rightarrow \eta\pi^0\gamma)$	$(1.5 \pm 0.5) \cdot 10^{-4}$	$(1.3 \pm 0.5) \cdot 10^{-4}$	$(0.6 \pm 0.5) \cdot 10^{-4}$

on $m_{\pi\pi}$, (Fig.3) shows visible peak close to f_0 mass. Its width ($\sim 60 \text{ MeV}$) and position ($\sim 950 \text{ MeV}$) do not contradict previous measurements [13]. The shape of the invariant mass spectrum is consistent with 4-quark model predictions [2,9], which allows us to fit it using formulas of Ref.[2]. The results are the following:

$$m_{f_0} = (950 \pm 8) \text{ MeV}, g_{f_0\pi\pi}^2/4\pi = (0.4 \pm 0.1) \text{ GeV}^{-2},$$

$$B(\phi \rightarrow f_0(980)\gamma) = (4.7 \pm 1.0) \cdot 10^{-4}.$$

Situation with $\phi \rightarrow \eta\pi^0\gamma$ decay mode is less clear because there is no visible peak at η mass in the spectrum in Fig.2a. But the number of selected $\eta\pi^0\gamma$ candidate events significantly exceeds estimated background (Figs.4a,b). To check consistency of our analysis, 3 sets of selection criteria were used (Table 2). Observed background in the kinematic region, where only small number of $\eta\pi^0\gamma$ events were expected, is well reproduced by Monte Carlo simulation (Fig.4d), indicating that our estimations of background in the “effect” kinematic region are correct. Soft (Fig.4a) and strong (Fig.4b) cuts give practically the same mass spectra, final mass spectrum after background subtraction is shown in Fig.4c.

In conclusion we would like to emphasize that SND measurement of $B(\phi \rightarrow \eta\gamma)$ in 7γ final state (Table 9 in Ref.[11]) is in a good agreement with the PDG value [13] and upper limits, presented in the same table for several forbidden neutral decay modes are established at levels significantly lower than branching ratios measured in this work:

$$B(\phi \rightarrow \pi^0\pi^0\gamma) = (1.1 \pm 0.2) \cdot 10^{-4} \quad (M_{\pi\pi} < 800 \text{ MeV}),$$

$$B(\phi \rightarrow \eta\pi^0\gamma) = (1.3 \pm 0.5) \cdot 10^{-4}.$$

This analysis is practically model independent and its results are more in favor of 4-quark model. Further theoretical studies are necessary to prove this conclusion as well as additional experimental data are needed to confirm our observation of $\phi \rightarrow \pi^0\pi^0\gamma$ and $\phi \rightarrow \eta\pi^0\gamma$ decays.

Acknowledgment. The work is partially supported by RFFR.

REFERENCES

1. S.I.Dolinsky et al., *Phys. Reports* **202**, 99-170 (1991).
2. N.N.Achasov, V.N.Ivanchenko, *Nucl.Phys.* **B315**, 465-476 (1989).
3. J.Weinstein, N.Isgur, *Phys. Rev.* **D41**, 2236-2257(1990).
4. S.Fajfer, R.J.Oakes, *Phys. Rev.* **D42**, 2392-2395(1990).
5. A.Bramon, A.Grau, G.Panchieri, *Phys. Lett.* **D283**, 416-420(1992).
6. F.E.Close, N.Isgur, S.Kumano, *Nucl.Phys.* **B389**, 513-533(1993).
7. N.Broun, F.E.Close, *The second DAΦNE Physics Handbook, Vol.2*, Frascati: INFN Frascati, 1995, pp.649-662.
8. A.Bramon, M.Greco, *ibid*, pp.663-670.
9. N.N.Achasov, V.V.Gubin, *Phys. Rev.* **D56**, 4084 (1997).
10. V.M.Aulchenko et al., *Proc. of Second Workshop on physics and detectors for DAΦNE, Frascati, Italy, April 4-7 1995*, pp.605-613.
11. First Physical Results from SND Detector at VEPP-2M by SND Collaboration (M.N.Achasov et.al.) Budker INP 97-78, Sep 1997. e-Print Archive: hep-ex/9710017.
12. A.V.Bozhenok et al., *Nucl. Inst. and Meth.* **A379** 507-508 (1996).
13. Review of Particle Physics, *Phys. Rev.* **D54** (1996).

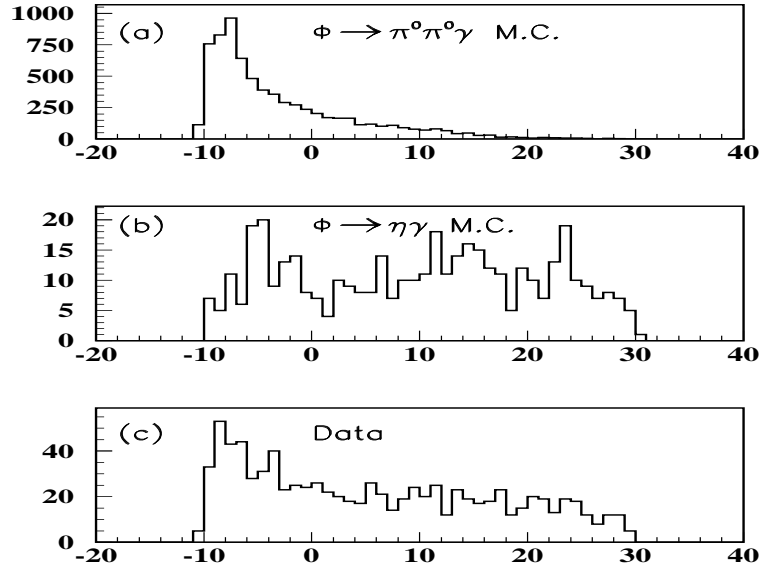


FIGURE 1. The photon likelihood function χ_γ^2 for Monte Carlo (a,b) and for the data (c).

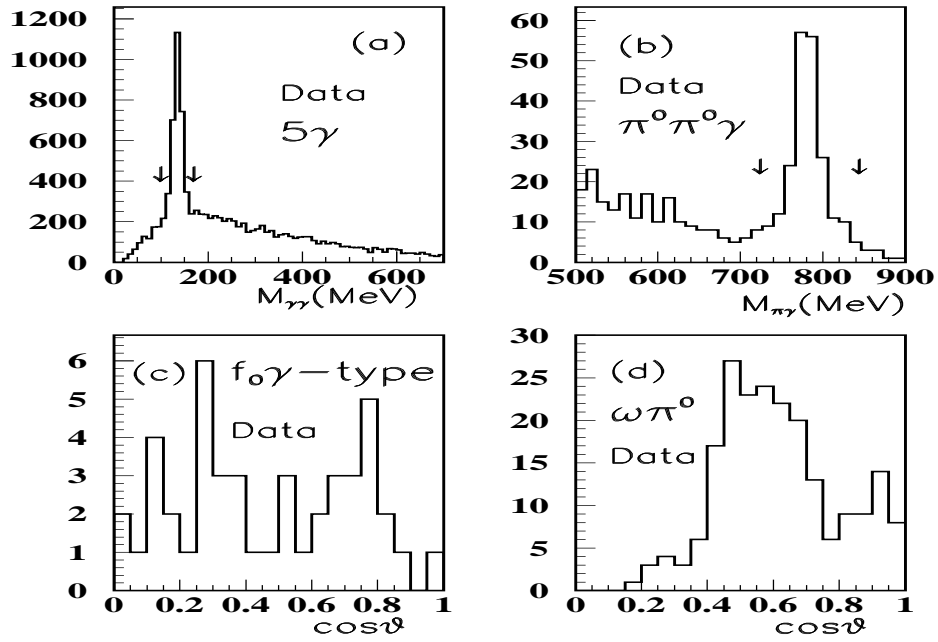


FIGURE 2. Selection of $\pi^0\pi^0\gamma$ events.

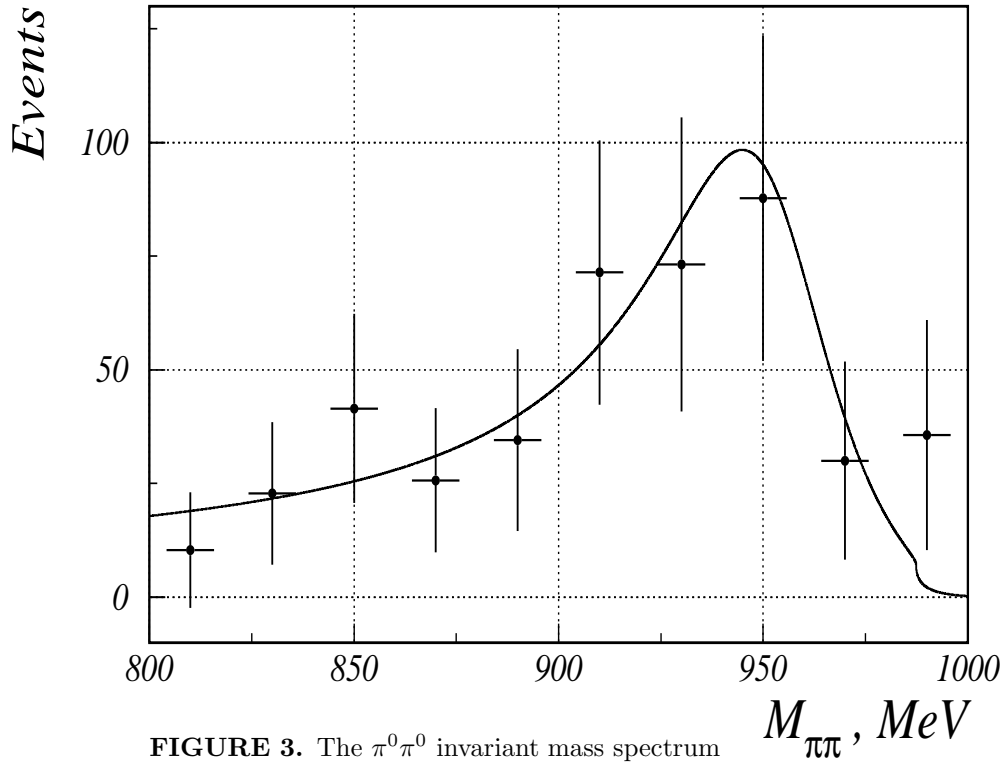


FIGURE 3. The $\pi^0\pi^0$ invariant mass spectrum

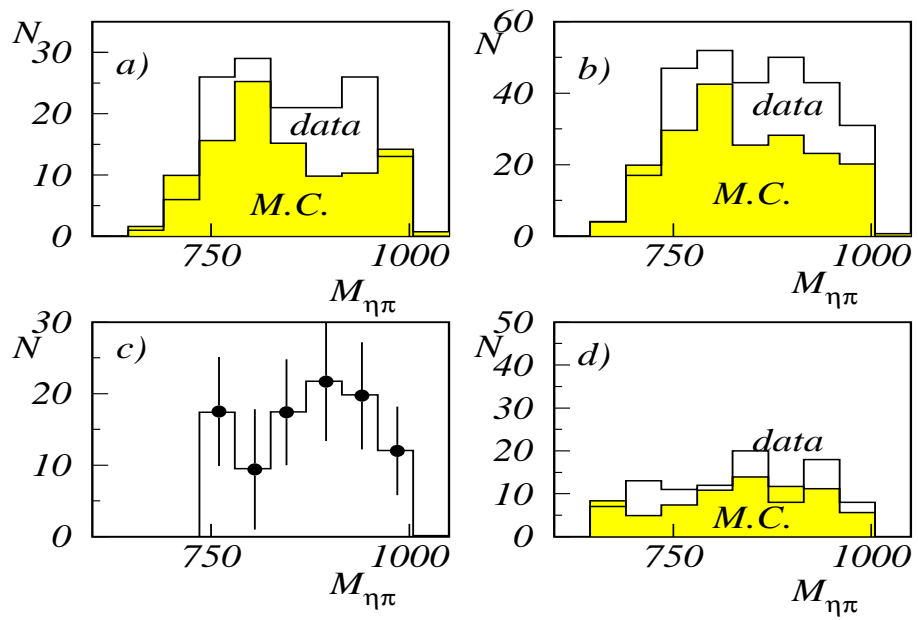


FIGURE 4. Selection of $\eta\pi^0\gamma$ events.