

# Measurement of the $B^+ \rightarrow \eta\ell^+\nu$ and $B^+ \rightarrow \eta'\ell^+\nu$ Branching Fractions using $\Upsilon(4S) \rightarrow B\bar{B}$ Events Tagged by a Fully Reconstructed $B$ Meson

The *BABAR* Collaboration

August 7, 2018

## Abstract

We report preliminary measurements of the exclusive charmless semileptonic branching fractions of the  $B^+ \rightarrow \eta\ell^+\nu$  and  $B^+ \rightarrow \eta'\ell^+\nu$  decays. These measurements are based on  $316\text{ fb}^{-1}$  of data collected at the  $\Upsilon(4S)$  resonance by the *BABAR* detector. In events in which the decay of one  $B$  meson to a hadronic final state is fully reconstructed, the semileptonic decay of the recoiling  $B$  meson is identified by the detection of a charged lepton and an  $\eta$  or  $\eta'$ . We measure the branching fraction  $\mathcal{B}(B^+ \rightarrow \eta\ell^+\nu) = (0.84 \pm 0.27 \pm 0.21) \times 10^{-4}$ , where the first error is statistical and the second one systematic. We also set an upper limit on the branching fraction of  $\mathcal{B}(B^+ \rightarrow \eta\ell^+\nu) < 1.4 \times 10^{-4}$  and  $\mathcal{B}(B^+ \rightarrow \eta'\ell^+\nu) < 1.3 \times 10^{-4}$  at the 90% confidence level.

Submitted to the 33<sup>rd</sup> International Conference on High-Energy Physics, ICHEP 06,  
26 July—2 August 2006, Moscow, Russia.

---

*Stanford Linear Accelerator Center, Stanford University, Stanford, CA 94309*

Work supported in part by Department of Energy contract DE-AC03-76SF00515.

The BABAR Collaboration,

B. Aubert, R. Barate, M. Bona, D. Boutigny, F. Couderc, Y. Karyotakis, J. P. Lees, V. Poireau,  
V. Tisserand, A. Zghiche

*Laboratoire de Physique des Particules, IN2P3/CNRS et Université de Savoie, F-74941 Annecy-Le-Vieux,  
France*

E. Grauges

*Universitat de Barcelona, Facultat de Física, Departament ECM, E-08028 Barcelona, Spain*

A. Palano

*Università di Bari, Dipartimento di Fisica and INFN, I-70126 Bari, Italy*

J. C. Chen, N. D. Qi, G. Rong, P. Wang, Y. S. Zhu

*Institute of High Energy Physics, Beijing 100039, China*

G. Eigen, I. Ofte, B. Stugu

*University of Bergen, Institute of Physics, N-5007 Bergen, Norway*

G. S. Abrams, M. Battaglia, D. N. Brown, J. Button-Shafer, R. N. Cahn, E. Charles, M. S. Gill,  
Y. Groysman, R. G. Jacobsen, J. A. Kadyk, L. T. Kerth, Yu. G. Kolomensky, G. Kukartsev, G. Lynch,  
L. M. Mir, T. J. Orimoto, M. Pripstein, N. A. Roe, M. T. Ronan, W. A. Wenzel

*Lawrence Berkeley National Laboratory and University of California, Berkeley, California 94720, USA*

P. del Amo Sanchez, M. Barrett, K. E. Ford, A. J. Hart, T. J. Harrison, C. M. Hawkes, S. E. Morgan,  
A. T. Watson

*University of Birmingham, Birmingham, B15 2TT, United Kingdom*

T. Held, H. Koch, B. Lewandowski, M. Pelizaeus, K. Peters, T. Schroeder, M. Steinke  
*Ruhr Universität Bochum, Institut für Experimentalphysik 1, D-44780 Bochum, Germany*

J. T. Boyd, J. P. Burke, W. N. Cottingham, D. Walker

*University of Bristol, Bristol BS8 1TL, United Kingdom*

D. J. Asgeirsson, T. Cuhadar-Donszelmann, B. G. Fulsom, C. Hearty, N. S. Knecht, T. S. Mattison,  
J. A. McKenna

*University of British Columbia, Vancouver, British Columbia, Canada V6T 1Z1*

A. Khan, P. Kyberd, M. Saleem, D. J. Sherwood, L. Teodorescu

*Brunel University, Uxbridge, Middlesex UB8 3PH, United Kingdom*

V. E. Blinov, A. D. Bukin, V. P. Druzhinin, V. B. Golubev, A. P. Onuchin, S. I. Serednyakov,  
Yu. I. Skovpen, E. P. Solodov, K. Yu Todyshev

*Budker Institute of Nuclear Physics, Novosibirsk 630090, Russia*

D. S. Best, M. Bondioli, M. Bruinsma, M. Chao, S. Curry, I. Eschrich, D. Kirkby, A. J. Lankford, P. Lund,  
M. Mandelkern, R. K. Mommsen, W. Roethel, D. P. Stoker

*University of California at Irvine, Irvine, California 92697, USA*

S. Abachi, C. Buchanan

*University of California at Los Angeles, Los Angeles, California 90024, USA*

S. D. Foulkes, J. W. Gary, O. Long, B. C. Shen, K. Wang, L. Zhang  
*University of California at Riverside, Riverside, California 92521, USA*

H. K. Hadavand, E. J. Hill, H. P. Paar, S. Rahatlou, V. Sharma  
*University of California at San Diego, La Jolla, California 92093, USA*

J. W. Berryhill, C. Campagnari, A. Cunha, B. Dahmes, T. M. Hong, D. Kovalskyi, J. D. Richman  
*University of California at Santa Barbara, Santa Barbara, California 93106, USA*

T. W. Beck, A. M. Eisner, C. J. Flacco, C. A. Heusch, J. Kroseberg, W. S. Lockman, G. Nesom, T. Schalk,  
B. A. Schumm, A. Seiden, P. Spradlin, D. C. Williams, M. G. Wilson  
*University of California at Santa Cruz, Institute for Particle Physics, Santa Cruz, California 95064, USA*

J. Albert, E. Chen, A. Dvoretzkii, F. Fang, D. G. Hitlin, I. Narsky, T. Piatenko, F. C. Porter, A. Ryd,  
A. Samuel  
*California Institute of Technology, Pasadena, California 91125, USA*

G. Mancinelli, B. T. Meadows, K. Mishra, M. D. Sokoloff  
*University of Cincinnati, Cincinnati, Ohio 45221, USA*

F. Blanc, P. C. Bloom, S. Chen, W. T. Ford, J. F. Hirschauer, A. Kreisel, M. Nagel, U. Nauenberg,  
A. Olivas, W. O. Ruddick, J. G. Smith, K. A. Ulmer, S. R. Wagner, J. Zhang  
*University of Colorado, Boulder, Colorado 80309, USA*

A. Chen, E. A. Eckhart, A. Soffer, W. H. Toki, R. J. Wilson, F. Winklmeier, Q. Zeng  
*Colorado State University, Fort Collins, Colorado 80523, USA*

D. D. Altenburg, E. Feltresi, A. Hauke, H. Jasper, J. Merkel, A. Petzold, B. Spaan  
*Universität Dortmund, Institut für Physik, D-44221 Dortmund, Germany*

T. Brandt, V. Klose, H. M. Lacker, W. F. Mader, R. Nogowski, J. Schubert, K. R. Schubert, R. Schwierz,  
J. E. Sundermann, A. Volk  
*Technische Universität Dresden, Institut für Kern- und Teilchenphysik, D-01062 Dresden, Germany*

D. Bernard, G. R. Bonneaud, E. Latour, Ch. Thiebaux, M. Verderi  
*Laboratoire Leprince-Ringuet, CNRS/IN2P3, Ecole Polytechnique, F-91128 Palaiseau, France*

P. J. Clark, W. Gradl, F. Muheim, S. Playfer, A. I. Robertson, Y. Xie  
*University of Edinburgh, Edinburgh EH9 3JZ, United Kingdom*

M. Andreotti, D. Bettoni, C. Bozzi, R. Calabrese, G. Cibinetto, E. Luppi, M. Negrini, A. Petrella,  
L. Piemontese, E. Prencipe  
*Università di Ferrara, Dipartimento di Fisica and INFN, I-44100 Ferrara, Italy*

F. Anulli, R. Baldini-Ferrolì, A. Calcaterra, R. de Sangro, G. Finocchiaro, S. Pacetti, P. Patteri,  
I. M. Peruzzi,<sup>1</sup> M. Piccolo, M. Rama, A. Zallo  
*Laboratori Nazionali di Frascati dell'INFN, I-00044 Frascati, Italy*

---

<sup>1</sup>Also with Università di Perugia, Dipartimento di Fisica, Perugia, Italy

A. Buzzo, R. Capra, R. Contri, M. Lo Vetere, M. M. Macri, M. R. Monge, S. Passaggio, C. Patrignani,  
E. Robutti, A. Santroni, S. Tosi

*Università di Genova, Dipartimento di Fisica and INFN, I-16146 Genova, Italy*

G. Brandenburg, K. S. Chaisanguanthum, M. Morii, J. Wu

*Harvard University, Cambridge, Massachusetts 02138, USA*

R. S. Dubitzky, J. Marks, S. Schenk, U. Uwer

*Universität Heidelberg, Physikalisches Institut, Philosophenweg 12, D-69120 Heidelberg, Germany*

D. J. Bard, W. Bhimji, D. A. Bowerman, P. D. Dauncey, U. Egede, R. L. Flack, J. A. Nash,  
M. B. Nikolich, W. Panduro Vazquez

*Imperial College London, London, SW7 2AZ, United Kingdom*

P. K. Behera, X. Chai, M. J. Charles, U. Mallik, N. T. Meyer, V. Ziegler

*University of Iowa, Iowa City, Iowa 52242, USA*

J. Cochran, H. B. Crawley, L. Dong, V. Eyges, W. T. Meyer, S. Prell, E. I. Rosenberg, A. E. Rubin

*Iowa State University, Ames, Iowa 50011-3160, USA*

A. V. Gritsan

*Johns Hopkins University, Baltimore, Maryland 21218, USA*

A. G. Denig, M. Fritsch, G. Schott

*Universität Karlsruhe, Institut für Experimentelle Kernphysik, D-76021 Karlsruhe, Germany*

N. Arnaud, M. Davier, G. Grosdidier, A. Höcker, F. Le Diberder, V. Lepeltier, A. M. Lutz, A. Oyanguren,  
S. Pruvot, S. Rodier, P. Roudeau, M. H. Schune, A. Stocchi, W. F. Wang, G. Wormser

*Laboratoire de l'Accélérateur Linéaire, IN2P3/CNRS et Université Paris-Sud 11, Centre Scientifique  
d'Orsay, B.P. 34, F-91898 ORSAY Cedex, France*

C. H. Cheng, D. J. Lange, D. M. Wright

*Lawrence Livermore National Laboratory, Livermore, California 94550, USA*

C. A. Chavez, I. J. Forster, J. R. Fry, E. Gabathuler, R. Gamet, K. A. George, D. E. Hutchcroft,  
D. J. Payne, K. C. Schofield, C. Touramanis

*University of Liverpool, Liverpool L69 7ZE, United Kingdom*

A. J. Bevan, F. Di Lodovico, W. Menges, R. Sacco

*Queen Mary, University of London, E1 4NS, United Kingdom*

G. Cowan, H. U. Flaecher, D. A. Hopkins, P. S. Jackson, T. R. McMahon, S. Ricciardi, F. Salvatore,  
A. C. Wren

*University of London, Royal Holloway and Bedford New College, Egham, Surrey TW20 0EX, United  
Kingdom*

D. N. Brown, C. L. Davis

*University of Louisville, Louisville, Kentucky 40292, USA*

J. Allison, N. R. Barlow, R. J. Barlow, Y. M. Chia, C. L. Edgar, G. D. Lafferty, M. T. Naisbit,  
J. C. Williams, J. I. Yi

*University of Manchester, Manchester M13 9PL, United Kingdom*

C. Chen, W. D. Hulsbergen, A. Jawahery, C. K. Lae, D. A. Roberts, G. Simi

*University of Maryland, College Park, Maryland 20742, USA*

G. Blaylock, C. Dallapiccola, S. S. Hertzbach, X. Li, T. B. Moore, S. Saremi, H. Staengle

*University of Massachusetts, Amherst, Massachusetts 01003, USA*

R. Cowan, G. Sciolla, S. J. Sekula, M. Spitznagel, F. Taylor, R. K. Yamamoto

*Massachusetts Institute of Technology, Laboratory for Nuclear Science, Cambridge, Massachusetts 02139,  
USA*

H. Kim, S. E. McLachlin, P. M. Patel, S. H. Robertson

*McGill University, Montréal, Québec, Canada H3A 2T8*

A. Lazzaro, V. Lombardo, F. Palombo

*Università di Milano, Dipartimento di Fisica and INFN, I-20133 Milano, Italy*

J. M. Bauer, L. Cremaldi, V. Eschenburg, R. Godang, R. Kroeger, D. A. Sanders, D. J. Summers,  
H. W. Zhao

*University of Mississippi, University, Mississippi 38677, USA*

S. Brunet, D. Côté, M. Simard, P. Taras, F. B. Viaud

*Université de Montréal, Physique des Particules, Montréal, Québec, Canada H3C 3J7*

H. Nicholson

*Mount Holyoke College, South Hadley, Massachusetts 01075, USA*

N. Cavallo,<sup>2</sup> G. De Nardo, F. Fabozzi,<sup>3</sup> C. Gatto, L. Lista, D. Monorchio, P. Paolucci, D. Piccolo,  
C. Sciacca

*Università di Napoli Federico II, Dipartimento di Scienze Fisiche and INFN, I-80126, Napoli, Italy*

M. A. Baak, G. Raven, H. L. Snoek

*NIKHEF, National Institute for Nuclear Physics and High Energy Physics, NL-1009 DB Amsterdam, The  
Netherlands*

C. P. Jessop, J. M. LoSecco

*University of Notre Dame, Notre Dame, Indiana 46556, USA*

T. Allmendinger, G. Benelli, L. A. Corwin, K. K. Gan, K. Honscheid, D. Hufnagel, P. D. Jackson,  
H. Kagan, R. Kass, A. M. Rahimi, J. J. Regensburger, R. Ter-Antonyan, Q. K. Wong

*Ohio State University, Columbus, Ohio 43210, USA*

N. L. Blount, J. Brau, R. Frey, O. Igonkina, J. A. Kolb, M. Lu, R. Rahmat, N. B. Sinev, D. Strom,  
J. Strube, E. Torrence

*University of Oregon, Eugene, Oregon 97403, USA*

---

<sup>2</sup>Also with Università della Basilicata, Potenza, Italy

<sup>3</sup>Also with Università della Basilicata, Potenza, Italy

A. Gaz, M. Margoni, M. Morandin, A. Pompili, M. Posocco, M. Rotondo, F. Simonetto, R. Stroili, C. Voci  
*Università di Padova, Dipartimento di Fisica and INFN, I-35131 Padova, Italy*

M. Benayoun, H. Briand, J. Chauveau, P. David, L. Del Buono, Ch. de la Vaissière, O. Hamon,  
B. L. Hartfiel, M. J. J. John, Ph. Leruste, J. Malcès, J. Ocariz, L. Roos, G. Therin  
*Laboratoire de Physique Nucléaire et de Hautes Energies, IN2P3/CNRS, Université Pierre et Marie  
Curie-Paris6, Université Denis Diderot-Paris7, F-75252 Paris, France*

L. Gladney, J. Panetta  
*University of Pennsylvania, Philadelphia, Pennsylvania 19104, USA*

M. Biasini, R. Covarelli  
*Università di Perugia, Dipartimento di Fisica and INFN, I-06100 Perugia, Italy*

C. Angelini, G. Batignani, S. Bettarini, F. Bucci, G. Calderini, M. Carpinelli, R. Cenci, F. Forti,  
M. A. Giorgi, A. Lusiani, G. Marchiori, M. A. Mazur, M. Morganti, N. Neri, E. Paoloni, G. Rizzo,  
J. J. Walsh  
*Università di Pisa, Dipartimento di Fisica, Scuola Normale Superiore and INFN, I-56127 Pisa, Italy*

M. Haire, D. Judd, D. E. Wagoner  
*Prairie View A&M University, Prairie View, Texas 77446, USA*

J. Biesiada, N. Danielson, P. Elmer, Y. P. Lau, C. Lu, J. Olsen, A. J. S. Smith, A. V. Telnov  
*Princeton University, Princeton, New Jersey 08544, USA*

F. Bellini, G. Cavoto, A. D'Orazio, D. del Re, E. Di Marco, R. Faccini, F. Ferrarotto, F. Ferroni,  
M. Gaspero, L. Li Gioi, M. A. Mazzoni, S. Morganti, G. Piredda, F. Polci, F. Safai Tehrani, C. Voena  
*Università di Roma La Sapienza, Dipartimento di Fisica and INFN, I-00185 Roma, Italy*

M. Ebert, H. Schröder, R. Waldi  
*Universität Rostock, D-18051 Rostock, Germany*

T. Adye, N. De Groot, B. Franek, E. O. Olaiya, F. F. Wilson  
*Rutherford Appleton Laboratory, Chilton, Didcot, Oxon, OX11 0QX, United Kingdom*

R. Aleksan, S. Emery, A. Gaidot, S. F. Ganzhur, G. Hamel de Monchenault, W. Kozanecki, M. Legendre,  
G. Vasseur, Ch. Yèche, M. Zito  
*DSM/Daphnia, CEA/Saclay, F-91191 Gif-sur-Yvette, France*

X. R. Chen, H. Liu, W. Park, M. V. Purohit, J. R. Wilson  
*University of South Carolina, Columbia, South Carolina 29208, USA*

M. T. Allen, D. Aston, R. Bartoldus, P. Bechtle, N. Berger, R. Claus, J. P. Coleman, M. R. Convery,  
M. Cristinziani, J. C. Dingfelder, J. Dorfan, G. P. Dubois-Felsmann, D. Dujmic, W. Dunwoodie,  
R. C. Field, T. Glanzman, S. J. Gowdy, M. T. Graham, P. Grenier,<sup>4</sup> V. Halyo, C. Hast, T. Hryn'ova,  
W. R. Innes, M. H. Kelsey, P. Kim, D. W. G. S. Leith, S. Li, S. Luitz, V. Luth, H. L. Lynch,  
D. B. MacFarlane, H. Marsiske, R. Messner, D. R. Muller, C. P. O'Grady, V. E. Ozcan, A. Perazzo,  
M. Perl, T. Pulliam, B. N. Ratcliff, A. Roodman, A. A. Salnikov, R. H. Schindler, J. Schwiening,  
A. Snyder, J. Stelzer, D. Su, M. K. Sullivan, K. Suzuki, S. K. Swain, J. M. Thompson, J. Va'vra, N. van

---

<sup>4</sup>Also at Laboratoire de Physique Corpusculaire, Clermont-Ferrand, France

Bakel, M. Weaver, A. J. R. Weinstein, W. J. Wisniewski, M. Wittgen, D. H. Wright, A. K. Yarritu, K. Yi,  
C. C. Young

*Stanford Linear Accelerator Center, Stanford, California 94309, USA*

P. R. Burchat, A. J. Edwards, S. A. Majewski, B. A. Petersen, C. Roat, L. Wilden

*Stanford University, Stanford, California 94305-4060, USA*

S. Ahmed, M. S. Alam, R. Bula, J. A. Ernst, V. Jain, B. Pan, M. A. Saeed, F. R. Wappler, S. B. Zain

*State University of New York, Albany, New York 12222, USA*

W. Bugg, M. Krishnamurthy, S. M. Spanier

*University of Tennessee, Knoxville, Tennessee 37996, USA*

R. Eckmann, J. L. Ritchie, A. Satpathy, C. J. Schilling, R. F. Schwitters

*University of Texas at Austin, Austin, Texas 78712, USA*

J. M. Izen, X. C. Lou, S. Ye

*University of Texas at Dallas, Richardson, Texas 75083, USA*

F. Bianchi, F. Gallo, D. Gamba

*Università di Torino, Dipartimento di Fisica Sperimentale and INFN, I-10125 Torino, Italy*

M. Bomben, L. Bosisio, C. Cartaro, F. Cossutti, G. Della Ricca, S. Dittongo, L. Lanceri, L. Vitale

*Università di Trieste, Dipartimento di Fisica and INFN, I-34127 Trieste, Italy*

V. Azzolini, N. Lopez-March, F. Martinez-Vidal

*IFIC, Universitat de Valencia-CSIC, E-46071 Valencia, Spain*

Sw. Banerjee, B. Bhuyan, C. M. Brown, D. Fortin, K. Hamano, R. Kowalewski, I. M. Nugent, J. M. Roney,  
R. J. Sobie

*University of Victoria, Victoria, British Columbia, Canada V8W 3P6*

J. J. Back, P. F. Harrison, T. E. Latham, G. B. Mohanty, M. Pappagallo

*Department of Physics, University of Warwick, Coventry CV4 7AL, United Kingdom*

H. R. Band, X. Chen, B. Cheng, S. Dasu, M. Datta, K. T. Flood, J. J. Hollar, P. E. Kutter, B. Mellado,  
A. Mihalyi, Y. Pan, M. Pierini, R. Prepost, S. L. Wu, Z. Yu

*University of Wisconsin, Madison, Wisconsin 53706, USA*

H. Neal

*Yale University, New Haven, Connecticut 06511, USA*

# 1 Introduction

Precise measurements of the Cabibbo-Kobayashi-Maskawa matrix [1] element  $V_{ub}$  can be employed to test the consistency of the Standard Model description of  $CP$  violation.  $|V_{ub}|$  can be extracted from exclusive charmless semileptonic  $B$  decays allowing for more stringent kinematical constraints and better background suppression than possible with inclusive measurements. However, the determination of  $|V_{ub}|$  from exclusive decays is complicated by the presence of the strong interaction between the quarks in the initial and the final states. In the case of  $B \rightarrow X_u \ell \nu$  decays, where  $X_u$  is a pseudoscalar meson, and neglecting the mass of the lepton, the dynamics are described by a single form-factor  $f(q^2)$  that depends on the square of the  $B \rightarrow X_u$  momentum transfer  $q$ . The shape of the form-factors can in principle be measured, while we have to rely on theoretical predictions [2] for their normalization.

Exclusive charmless semileptonic  $B$  decays have been previously measured by the CLEO [3], Belle [4] and BABAR [5–8] collaborations. An extensive study with independent measurements of various additional charmless semileptonic decay modes, such as those involving the  $\omega$ ,  $\eta$ ,  $\eta'$ ,  $a_0^0$ , ..., is important to further constrain the theoretical models and reduce the statistical and systematic uncertainties. In this paper, we present an update of our previous results [9] on the branching fractions for the  $B^+ \rightarrow \eta \ell^+ \nu$ <sup>5</sup> and  $B^+ \rightarrow \eta' \ell^+ \nu$  decay modes.

The analysis is based on a sample of  $B\bar{B}$  events produced at the  $\Upsilon(4S)$  resonance that are tagged by a fully reconstructed hadronic decay. The full reconstruction of the tagging  $B$  provides a clean sample of  $B\bar{B}$  events and allows us to determine the flavor of the reconstructed  $B$  meson and to separate  $B^0$  and  $B^+$  decays.

A semileptonic decay of the recoiling  $B$  meson is identified by the presence of a charged lepton. The  $\eta$  and  $\eta'$  mesons in the semileptonic decay are reconstructed, and the missing mass is calculated assuming that the  $\eta$  ( $\eta'$ ) and the charged lepton are the only particles present in the recoil except for the undetected neutrino. Since the momentum of the tagging  $B$  meson is measured, a transformation into the rest frame of the recoiling  $B$  meson can be performed.

## 2 Data Sample

The preliminary results shown here are based on a data sample corresponding to an integrated luminosity of  $316 \text{ fb}^{-1}$ , containing about 347 million  $B\bar{B}$  pairs, collected with the BABAR detector [10] at the SLAC PEP-II asymmetric-energy  $e^+e^-$  collider [11] operating at the  $\Upsilon(4S)$  resonance. A Monte Carlo (MC) simulation of the BABAR detector based on Geant4 [12] has been used to optimize the selection criteria and to determine the signal efficiencies and background distributions.

## 3 Event Reconstruction and Selection

The analysis proceeds in three steps: first, one of the two  $B$  mesons is fully reconstructed in hadronic decays ( $B_{reco}$ ), second, for the recoiling  $B$  meson ( $B_{sig}$ ) we only reconstruct a charged lepton, electron or muon, and then we select the exclusive decays  $B^+ \rightarrow \eta \ell^+ \nu$  and  $B^+ \rightarrow \eta' \ell^+ \nu$ . In order to minimize the systematic uncertainties due to the  $B_{reco}$  selection and lepton identification, the exclusive branching fractions are measured relative to the inclusive semileptonic branching fraction.

---

<sup>5</sup>Charge-conjugate modes are implied throughout this paper, unless explicitly stated otherwise.



### 3.1 Full Reconstruction of Hadronic $B$ Decays

To reconstruct a sample of  $B$  mesons, the hadronic decays  $B^+ \rightarrow \bar{D}^0 Y^+$ ,  $\bar{D}^{*0} Y^+$  are selected. The system  $Y^+$  consists of hadrons with a total charge of +1, composed of  $n_1 \pi^\pm n_2 K^\pm n_3 K_S^0 n_4 \pi^0$ , where  $n_1 + n_2 \leq 5$ ,  $n_3 \leq 2$ , and  $n_4 \leq 2$ . We reconstruct  $\bar{D}^{*0} \rightarrow \bar{D}^0 \pi^0$ ,  $\bar{D}^0 \gamma$  and  $\bar{D}^0 \rightarrow K^+ \pi^-$ ,  $K^+ \pi^- \pi^0$ ,  $K^+ \pi^- \pi^- \pi^+$ ,  $K_S^0 \pi^+ \pi^-$  and  $K_S^0 \rightarrow \pi^+ \pi^-$ . The kinematical consistency of  $B_{reco}$  candidates is checked with two variables, the beam energy-substituted mass  $m_{ES} = \sqrt{s/4 - \vec{p}_B^2}$  and the energy difference  $\Delta E = E_B - \sqrt{s}/2$ . Here  $\sqrt{s}$  is the total energy in the  $\Upsilon(4S)$  center-of-mass (CM) frame, and  $\vec{p}_B$  and  $E_B$  denote the momentum and energy of the  $B_{reco}$  candidate in the same frame. We require  $|\Delta E| < 3\sigma_{\Delta E}$ , where  $\sigma_{\Delta E} = 10$  to 35 MeV, depending on the decay mode, is the resolution on  $\Delta E$  for signal  $B_{reco}$  events. On average, we reconstruct one signal  $B_{reco}$  candidate in 200  $B^+ B^-$  events.

The combinatorial background from  $B\bar{B}$  events and  $e^+e^- \rightarrow q\bar{q}$  ( $q = u, d, s, c$ ) events is subtracted by performing an unbinned maximum likelihood fit to the  $m_{ES}$  distribution, using the following threshold function [13]:

$$\frac{dN}{dm_{ES}} \propto m_{ES} \sqrt{1-x^2} \exp(-\xi(1-x^2)), \quad (1)$$

for the background (where  $x = m_{ES}/m_{max}$ ,  $m_{max}$  is the endpoint of the curve and  $\xi$  is a free parameter determined by the fit to the  $m_{ES}$  distribution). A Gaussian function corrected for radiation losses [14] peaked at the  $B$  meson mass is used to describe the signal.

### 3.2 Selection of Semileptonic $B$ Decays

The semileptonic selection identifies a charged lepton with a momentum  $p_\ell^*$  in the  $B_{sig}$  rest frame greater than 0.5 GeV/c for electrons and 0.8 GeV/c for muons. Electron candidates are identified using a likelihood method whose efficiency is about 93% and the hadron misidentification rate is less than 0.1%. Muons are identified with an efficiency of about 75% and the hadron misidentification

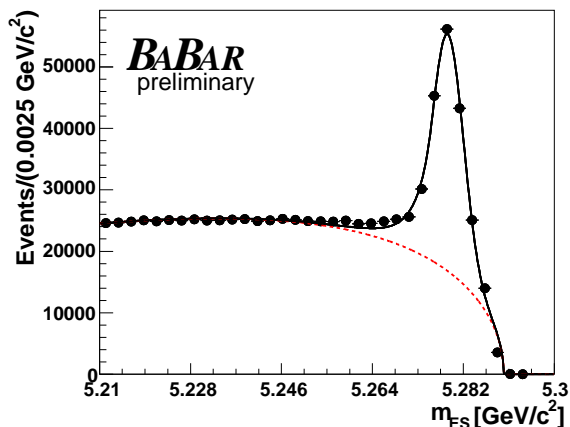


Figure 1: Fit to the  $B_{reco}$   $m_{ES}$  distribution for events with a fully reconstructed  $B^+$  decay, after semileptonic selection has been applied. The fitted curve (solid line) to the data points is the sum of a radiation loss corrected Gaussian and a threshold function (dashed line) described by Eq. 1.

rate is about 3%. We also require the lepton and the  $B_{reco}$  candidate to have opposite charge and that the lepton track has not been used to reconstruct the  $B_{reco}$  candidate. Tracks are assumed to be pions if they are not identified as either a muon or an electron. The number of events after the semileptonic selection is obtained with the  $m_{ES}$  fit described in Section 3.1. The fit result on data is shown in Fig. 1.

The distributions of the lepton momentum,  $p_\ell^*$ , computed in the recoiling  $B$  rest frame, at this stage of the selection, are shown in Fig. 2.

### 3.3 Selection of $B \rightarrow \eta \ell \nu$ and $B \rightarrow \eta' \ell \nu$ Decays

The  $B^+ \rightarrow \eta \ell^+ \nu$  ( $B^+ \rightarrow \eta' \ell^+ \nu$ ) decay of  $B_{sig}$  is reconstructed by combining  $\eta$  ( $\eta'$ ) candidates with the charged lepton. We reconstruct  $\eta$  candidates in three decay modes:  $\eta \rightarrow \gamma \gamma$  ( $BF = 39.4\%$ ),  $\eta \rightarrow \pi^+ \pi^- \pi^0$  ( $BF = 22.6\%$ ) and  $\eta \rightarrow \pi^0 \pi^0 \pi^0$  ( $BF = 32.5\%$ ). The  $\pi^0$  candidates used to build the  $\eta$  are defined as pairs of photons, each with an energy in the laboratory frame  $E_\gamma > 30$  MeV, in the invariant mass window  $110 < m_{\gamma\gamma} < 160$  MeV/ $c^2$ . For the  $\eta \rightarrow \pi^0 \pi^0 \pi^0$  channel one of the three reconstructed  $\pi^0$  mesons should satisfy additional requirements based on the shape of the neutral clusters of the electromagnetic calorimeter and a tighter cut on the invariant mass of the  $\pi^0$  ( $115 < m_{\gamma\gamma} < 150$  MeV/ $c^2$ ). The aim of these additional cuts is the reduction of the combinatorial background.

We reconstruct  $\eta'$  candidates in two decay modes:  $\eta' \rightarrow \rho^0 \gamma$  ( $BF = 29.5\%$ ) and  $\eta' \rightarrow \eta \pi^+ \pi^-$  ( $BF = 44.3\%$ ). The  $\rho^0$  candidates used to build the  $\eta'$  are reconstructed as pairs of charged pions with opposite charge while the  $\eta$  candidates are selected as described above. In the  $\eta' \rightarrow \rho^0 \gamma$  channel we apply a cut on the momentum of the  $\gamma$  at  $p_\gamma^* > 0.35$  GeV/ $c$  to remove the background from  $B^+ \rightarrow \rho^0 \ell^+ \nu$  and  $b \rightarrow c \ell \nu$  decays.

After these selection criteria, the dominant background is due to  $b \rightarrow c \ell \nu$  semileptonic decays with either a real or combinatorial  $\eta^{(\prime)}$ . A good rejection variable against these events is the missing

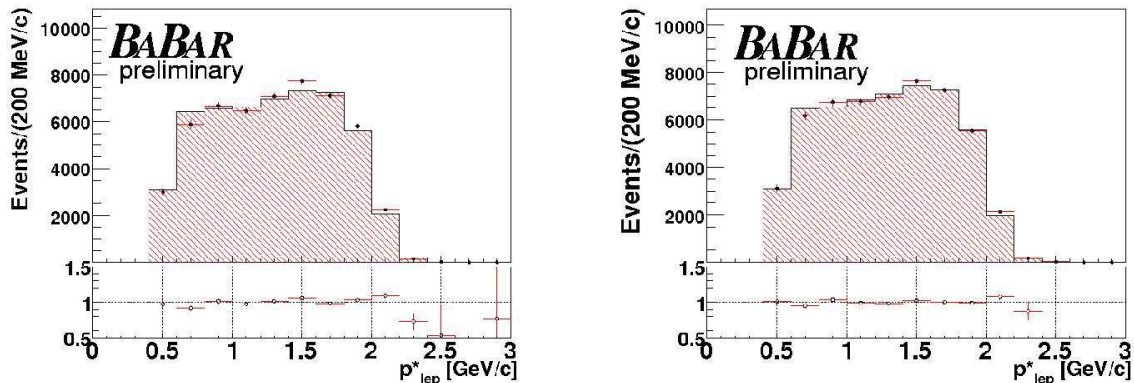


Figure 2: Distributions of the electron and muon momenta,  $p_\ell^*$ , computed in the rest frame of the recoiling  $B$ , for data points and Monte Carlo (histogram) for  $B^+ \rightarrow \eta \ell^+ \nu$  (left) and  $B^+ \rightarrow \eta' \ell^+ \nu$  (right), after applying all cuts of the semileptonic selection except for the request on  $p_\ell^*$ , for events in which at least one  $\eta(\eta')$  candidate has been found. The distributions are normalized to the same area. The ratio between data and MC simulation is shown below the histogram.

four momentum of the event

$$p_{miss} = p_{\mathcal{T}(4S)} - p_{B_{reco}} - p_{\eta(\eta')} - p_{\ell}, \quad (2)$$

where  $p_{\mathcal{T}(4S)}$  is the sum of the four-momenta of the colliding beams,  $p_{B_{reco}}$  is the measured four-momentum of the  $B_{reco}$ ,  $p_{\eta(\eta')}$  is the measured four-momentum of the  $\eta$  or  $\eta'$  and  $p_{\ell}$  is the measured four-momentum of the lepton. For signal events the only missing particle should be a single undetected neutrino, while for background events the missing momentum and energy in the event are due to other undetected or poorly measured particles. Thus, in signal events the resulting missing mass squared, defined as  $m_{miss}^2 = p_{miss}^2$ , peaks at zero while for background events it tends to have larger values, and provides a discrimination of signal and background.

To select the decay modes of interest, the following additional selection criteria are applied:

- a cut on the invariant mass of the  $\eta$  and  $\eta'$  candidates, different for each mode;
- event charge balance:  $Q_{tot} = Q_{B_{reco}} + Q_{B_{sig}} = 0$ . This condition rejects preferentially  $b \rightarrow c\ell\nu$  events, since their higher charge multiplicity implies a larger number of lost charged tracks;
- a cut on the squared missing mass,  $|m_{miss}^2| < 0.5 \text{ GeV}^2/c^4$ ;
- the only tracks allowed to be present in the recoil are the charged lepton and the tracks used to reconstruct the  $\eta$  or  $\eta'$  candidate;
- for the  $B^+ \rightarrow \eta\ell^+\nu$  channel, the missing mass squared calculated assuming a  $B^+ \rightarrow \pi^0\ell^+\nu$  decay is required to be  $|m_{miss}^2|_{\pi^0} > 1.5 \text{ GeV}^2/c^4$ . This condition rejects  $B^+ \rightarrow \pi^0\ell^+\nu$  events, which are the main  $b \rightarrow u\ell\nu$  background source.

The selection criteria described above have been optimized by minimizing the expected statistical error of the measurement and are summarized in Table 1. After all cuts have been applied we have 10-15% signal events with more than one  $\eta$  ( $\eta'$ ) candidates for event. When several candidates remain in an event after all the cuts, the one with  $m_{miss}^2$  closest to zero is chosen. The selection efficiencies  $\epsilon_{sel}^{excl}$  as estimated from the Monte Carlo simulation are reported in Table 2. The number of events after all analysis cuts are obtained with the fit to the  $m_{ES}$  distribution. The fit results on data are shown in Fig. 3.

## 4 Measurement of Branching Fractions

In order to reduce systematic uncertainties, the exclusive branching fractions are measured relative to the inclusive semileptonic branching fraction.

After the combinatorial background has been subtracted using the  $m_{ES}$  fit, the number of inclusive  $B \rightarrow X\ell\nu$  events,  $N_{sl}^{meas}$ , and the number of remaining background events,  $N_{sl}^{BG}$ , peaking at the  $B$  mass in the  $m_{ES}$  distribution, are related to the true number of semileptonic decays  $N_{sl}^{true}$  as:

$$N_{sl}^{meas} - N_{sl}^{BG} = \epsilon_t^{sl} \epsilon_t^{sl} N_{sl}^{true}. \quad (3)$$

Here  $\epsilon_t^{sl}$  refers to the efficiency for selecting a lepton from a semileptonic  $B$  decay in an event with a hadronic  $B$  decay, reconstructed with tag efficiency  $\epsilon_t^{sl}$ .

Table 1: Summary of event selection for  $B^+ \rightarrow \eta \ell^+ \nu$  and  $B^+ \rightarrow \eta' \ell^+ \nu$ .

Selection	$B^+ \rightarrow \eta \ell^+ \nu$	$B^+ \rightarrow \eta' \ell^+ \nu$
$\pi^0$ mass	$110 < m_{\gamma\gamma} < 160 \text{ MeV}/c^2$ $115 < m_{\gamma\gamma} < 150 \text{ MeV}/c^2$ ( $\eta \rightarrow \pi^0 \pi^0 \pi^0$ )	
$\eta$ mass	$505 < m_\eta < 585 \text{ MeV}/c^2$	
( $\eta \rightarrow \gamma\gamma$ )	$530 < m_\eta < 560 \text{ MeV}/c^2$	
( $\eta \rightarrow \pi^+ \pi^- \pi^0$ )	$510 < m_\eta < 580 \text{ MeV}/c^2$	
( $\eta \rightarrow \pi^0 \pi^0 \pi^0$ )		
$\eta'$ mass		
( $\eta' \rightarrow \rho^0 \gamma$ )	$930 < m_{\eta'} < 980 \text{ MeV}/c^2$	
( $\eta' \rightarrow \eta \pi^+ \pi^-$ , $\eta \rightarrow \gamma\gamma$ )	$940 < m_{\eta'} < 970 \text{ MeV}/c^2$	
( $\eta' \rightarrow \eta \pi^+ \pi^-$ , $\eta \rightarrow \pi^+ \pi^- \pi^0$ )	$935 < m_{\eta'} < 975 \text{ MeV}/c^2$	
( $\eta' \rightarrow \eta \pi^+ \pi^-$ , $\eta \rightarrow \pi^0 \pi^0 \pi^0$ )	$910 < m_{\eta'} < 1000 \text{ MeV}/c^2$	
$\rho^0$ mass	$595 < m_{\pi^+ \pi^-} < 955 \text{ MeV}/c^2$	
$\gamma$ momentum	$p_\gamma^* > 0.35 \text{ GeV}/c$	
Lepton momentum	$p_{el}^* > 0.5 \text{ GeV}/c$ , $p_\mu^* > 0.8 \text{ GeV}/c$	
Number of leptons	$N_{lepton} = 1$	
Charge conservation	$Q_{tot} = 0$	
Number of tracks	no additional charged tracks	
Charge correlation	$Q_{b(reco)} Q_\ell < 0$	
Missing mass squared	$ m_{miss}^2  < 0.5 \text{ GeV}^2/c^4$	
$B^+ \rightarrow \pi^0 \ell^+ \nu$ rejection	$ m_{miss}^2(\pi^0)  > 1.5 \text{ GeV}^2/c^4$	

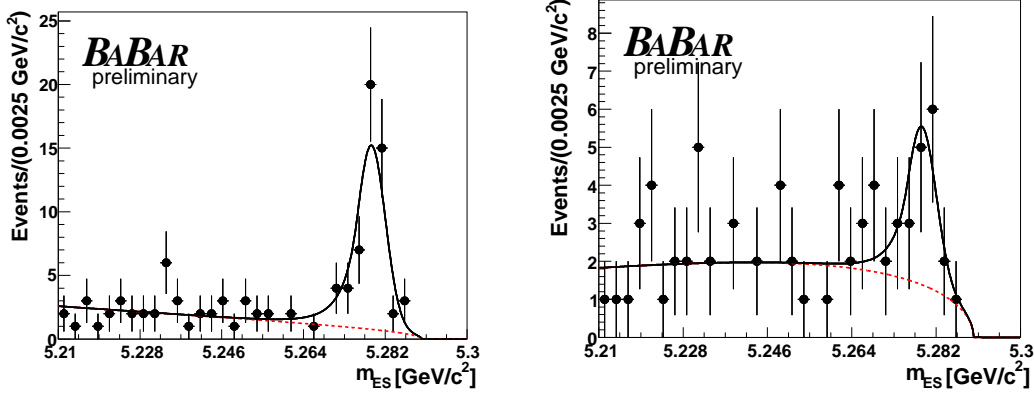


Figure 3: Fit to the  $m_{ES}$  distribution for  $B \rightarrow \eta \ell \nu$  (left) and  $B \rightarrow \eta' \ell \nu$  (right) candidates, after all selection criteria have been applied. The fitted curve (solid line) to the data points is the sum of a radiation loss corrected Gaussian and a threshold function (dashed line) described by Eq. 1.

The number of  $B^+ \rightarrow \eta \ell^+ \nu$  ( $B^+ \rightarrow \eta' \ell^+ \nu$ ) events after the  $m_{ES}$  combinatoric background subtraction,  $N_{excl}^{meas}$ , and the number of peaking background events,  $N_{excl}^{BG}$ , are related to the true number of  $B^+ \rightarrow \eta \ell^+ \nu$  ( $B^+ \rightarrow \eta' \ell^+ \nu$ ) decays  $N_{excl}^{true}$  as

$$N_{excl}^{meas} - N_{excl}^{BG} = \epsilon_{sel}^{excl} \epsilon_l^{excl} \epsilon_t^{excl} N_{excl}^{true}, \quad (4)$$

where the signal efficiency  $\epsilon_{sel}^{excl}$  accounts for all selection criteria applied to the sample after the requirement of the presence of a charged lepton.

The background contributions  $N_{sl}^{BG}$  and  $N_{excl}^{BG}$  are estimated using the MC simulation and scaled to the luminosity of the data sample by the ratio of the number of semileptonic events in data and MC. For  $N_{excl}^{BG}$  we further rescale to match the data in a sideband region  $1 < m_{miss}^2 < 4 \text{ GeV}^2/c^4$ .

We measure the ratio of the branching fractions for  $B^+ \rightarrow \eta \ell^+ \nu$  or  $B^+ \rightarrow \eta' \ell^+ \nu$  to the branching fraction of  $B \rightarrow X \ell \nu$  decays as

$$R_{excl/sl} = \frac{\mathcal{B}(B \rightarrow \eta(\eta') \ell \nu)}{\mathcal{B}(B \rightarrow X \ell \nu)} = \frac{N_{excl}^{true}}{N_{sl}^{true}} = \frac{(N_{excl}^{meas} - N_{excl}^{BG}) / (\epsilon_{sel}^{excl})}{(N_{sl}^{meas} - N_{sl}^{BG})} \times \frac{\epsilon_l^{sl} \epsilon_t^{sl}}{\epsilon_l^{excl} \epsilon_t^{excl}}. \quad (5)$$

The ratio of efficiencies for  $B \rightarrow X \ell \nu$  and signal events in Eq. 5 is expected to be close to, but not equal to unity. Due to the difference in multiplicity and the different lepton momentum spectra, we expect the tag efficiencies  $\epsilon_t^{sl,excl}$  and the charged lepton efficiencies  $\epsilon_l^{sl,excl}$  to be slightly different for the two classes of events. Using the semileptonic branching ratio  $\mathcal{B}(B \rightarrow X \ell \nu) = (10.73 \pm 0.28)\%$  [15] and the ratio of the  $B^0$  and  $B^+$  lifetimes  $\tau_{B^+}/\tau_{B^0} = 1.086 \pm 0.017$  [15], the branching ratios  $\mathcal{B}(B^+ \rightarrow \eta \ell^+ \nu)$  and  $\mathcal{B}(B^+ \rightarrow \eta' \ell^+ \nu)$  are derived.

The results for  $R_{excl/sl}$  and all the corresponding input measurements are shown in Table 2. Fig. 4 shows the resulting data  $m_{miss}^2$  distributions. The signal and background components from the Monte Carlo has been scaled to the number of events passing the semileptonic selection and further rescaled by a factor  $1.29 \pm 0.06$  for  $B^+ \rightarrow \eta \ell^+ \nu$  and a factor  $0.97 \pm 0.09$  for  $B^+ \rightarrow \eta' \ell^+ \nu$ . We also report in Table 3 the contribution to the peaking background from the different components.

Table 2: Measurement of  $R_{excl/sl}$  for  $B^+ \rightarrow \eta\ell^+\nu$  and  $B^+ \rightarrow \eta'\ell^+\nu$  and corresponding inputs. The reported errors are statistical only.

mode	$N_{excl}^{meas}$	$N_{excl}^{BG}$	$\epsilon_{sel}^{excl}$	$N_{sl}^{meas} - N_{sl}^{BG}$	$\frac{\epsilon_t^{sl}\epsilon_t^{sl}}{\epsilon_t^{excl}\epsilon_t^{excl}}$	$R_{excl/sl}[\times 10^{-3}]$
$B^+ \rightarrow \eta\ell^+\nu$	$45.9 \pm 7.1$	$23.8 \pm 4.9$	$0.24 \pm 0.02$	$109000 \pm 450$	$0.88 \pm 0.06$	$0.75 \pm 0.24$
$B^+ \rightarrow \eta'\ell^+\nu$	$14.0 \pm 5.3$	$11.0 \pm 3.3$	$0.10 \pm 0.01$	$109000 \pm 450$	$1.05 \pm 0.08$	$0.30 \pm 0.53$

Table 3: Breakdown of background events for  $B^+ \rightarrow \eta\ell^+\nu$  and  $B^+ \rightarrow \eta'\ell^+\nu$ . For each studied channel (columns) the background contributions from the different components (rows) are shown.

	$B^+ \rightarrow \eta\ell^+\nu$	$B^+ \rightarrow \eta'\ell^+\nu$
$B^0 \rightarrow \pi^-\ell^+\nu$		
$B^+ \rightarrow \pi^0\ell^+\nu$	$0.77 \pm 0.57$	
$B^0 \rightarrow \rho^+\ell\nu$	$0.19 \pm 0.14$	$0.15 \pm 0.19$
$B^+ \rightarrow \rho^0\ell^+\nu$		
$B^\pm \rightarrow \omega\ell\nu$	$0.39 \pm 0.29$	
$B^+ \rightarrow \eta\ell^+\nu$		
$B^+ \rightarrow \eta'\ell^+\nu$	$0.77 \pm 0.57$	
Other $b \rightarrow u\ell\nu$	$0.19 \pm 0.14$	$0.45 \pm 0.58$
$B \rightarrow D\ell\nu$	$2.44 \pm 0.61$	$1.48 \pm 0.51$
$B \rightarrow D^*\ell\nu$	$17.08 \pm 4.32$	$5.94 \pm 2.06$
Other $b \rightarrow c\ell\nu$	$0.82 \pm 0.21$	$0.89 \pm 0.31$
Others	$1.21 \pm 1.25$	$2.33 \pm 1.53$

## 5 Systematic Uncertainties

The different sources of systematic uncertainties and their impact on the final results are reported in Table 4 and briefly described in the following, using the same order as in the table.

The track-finding efficiency is different between data and MC simulation, therefore we apply a flat 0.36% correction to the simulation in order to match the efficiency in data. The systematic uncertainty related to the reconstruction of charged tracks is determined by removing randomly a fraction of tracks corresponding to the uncertainty in the track finding efficiency. The systematic uncertainty due to the reconstruction of neutral particles in the EMC is studied by varying the resolution and efficiency to match those found in control samples in data. Moreover we assign a systematic uncertainty of 1.8% per photon and a 3.0% uncertainty due to  $\pi^0$  reconstruction. We estimate the systematic uncertainties due to particle identification by varying the electron and muon identification efficiency by  $\pm 2\%$  and  $\pm 3\%$ , respectively, and by applying a  $\pm 15\%$  uncertainty on mis-identification efficiency.

The uncertainty of the  $B_{reco}$  background subtraction is estimated by using an alternative approach to evaluate  $N_{sl}$ , based on a binned  $\chi^2$  fit, which is compared to the one obtained from the  $m_{ES}$  fit to estimate the systematic error. After applying the semileptonic selection, we consider the  $m_{ES}$  distribution obtained from the data and from background components modeled with distri-

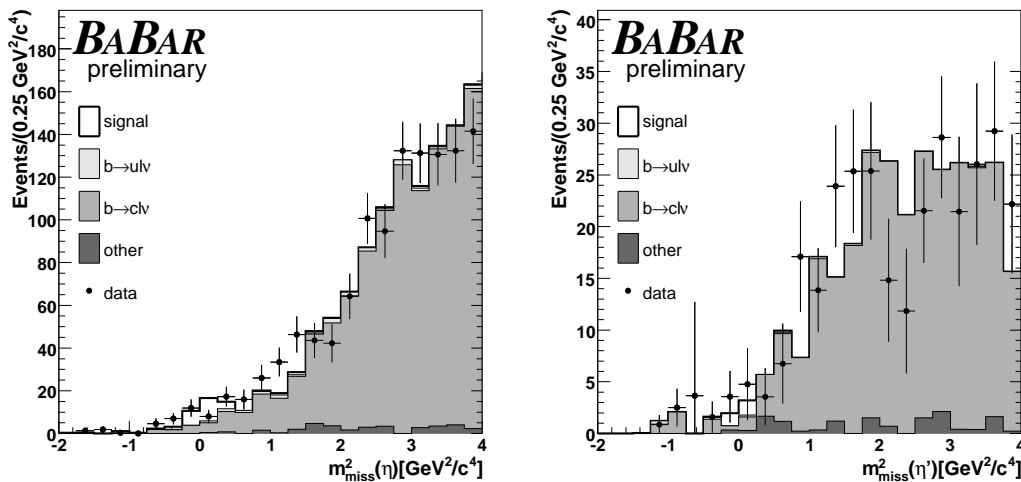


Figure 4:  $m_{miss}^2$  distribution from data (dots) and signal and background (open and shaded histograms) contributions from Monte Carlo for  $B^+ \rightarrow \eta \ell^+ \nu$  (left) and  $B^+ \rightarrow \eta' \ell^+ \nu$  (right).

contributions taken from Monte Carlo simulation:  $B^0 \bar{B}^0$ ,  $B^+ B^-$  and  $e^+ e^- \rightarrow q \bar{q}$  ( $q = u, d, s, c$ ). We fit the background normalization on data in the  $m_{ES}$  sideband region, defined by  $m_{ES} < 5.26 \text{ GeV}/c^2$ . The relative normalization of each component is determined by a binned  $\chi^2$  fit. The  $\chi^2$  function is defined as

$$\chi^2(C_{bkg}) = - \sum_i \left( \frac{N_i^{meas} - C_{bkg} N_i^{bkg, MC}}{\sqrt{\delta N_i^{meas}{}^2 + \delta N_i^{MC}{}^2}} \right)^2 \quad (6)$$

where  $N_i^{meas}$  is the number of observed events in the  $i$ -th bin,  $N_i^{bkg, MC}$  is the total background component,  $C_{bkg}$  is the normalization of the background component and  $\delta N_i^{meas}$  and  $\delta N_i^{MC}$  are the statistical uncertainties for data and Monte Carlo respectively. The normalization for  $e^+ e^- \rightarrow q \bar{q}$  ( $q = u, d, s, c$ ) is fixed and the scaling factor is obtained from a comparison with off-peak data. Instead, the  $B^+ B^-$  and  $B^0 \bar{B}^0$  components and the normalization of the background component are left to vary in the fit. The total background contribution is then subtracted from the events in the  $m_{ES}$  signal region ( $m_{ES} > 5.27 \text{ GeV}/c^2$ ) in order to extract the number of semileptonic events, separately for  $B^0$  and  $B^+$  and the difference is taken as a systematic error.

We evaluate the effect of cross-feed between  $B^0$  and  $B^+$  decays by repeating the analysis with only the  $B^+ B^-$  Monte Carlo sample. The impact of the charm semileptonic branching fractions has been estimated by varying each of the exclusive branching fractions within one standard deviation of the current world average [15]. The effects due to exclusive  $B \rightarrow X_u \ell \nu$  decays have been evaluated by varying their branching fractions by 15% for  $B \rightarrow \pi \ell \nu$ , 30% for  $B \rightarrow \rho \ell \nu$  and by 100% for the remaining decay modes.

The use of different theoretical form-factor calculations changes the shape of the lepton momentum spectrum for the signal and, as a consequence, affects the efficiencies  $\epsilon_l^{excl}$ ,  $\epsilon_l^{sl}$  and  $\epsilon_{sel}^{excl}$ . The Monte Carlo samples used in this analysis were generated using the ISGW2 model [16]. We reweight the event distributions according to the recent calculations by Ball and Zwicky [2] based on light-cone sum rules since, among the calculations currently available, these calculations result in distributions that differ most from those predicted by ISGW2. We assign the variations with

respect to ISGW2 as systematic uncertainties. This contribution is small because the selection efficiencies for  $B^+ \rightarrow \eta\ell^+\nu$  and  $B^+ \rightarrow \eta'\ell^+\nu$  are largely flat over the phase space.

We take into account the possible effects of the excess around  $1.5 \text{ GeV}/c^2$  in the  $B^+ \rightarrow \eta\ell^+\nu$  case (left plot of Fig. 4) on the yield extraction. We varied the sideband region definition used to normalize the background from  $1 < m_{miss}^2 < 4 \text{ GeV}^2/c^4$  to  $1 < m_{miss}^2 < 2.5 \text{ GeV}^2/c^4$ , that corresponds to a variation on the number of background events  $N_{excl}^{BG}$  of 11%. The difference in the branching fraction has been taken as systematic uncertainty.

The statistical uncertainty on the ratio of efficiencies for  $B \rightarrow X\ell\nu$  and signal events in Eq. 5, due to limited Monte Carlo statistics, has been taken as a systematic uncertainty.

The total systematic uncertainties on the  $B^+ \rightarrow \eta\ell^+\nu$  and  $B^+ \rightarrow \eta'\ell^+\nu$  branching ratios are given by the sum in quadrature of all the individual contributions to the systematic uncertainties (Table 4).

Table 4: Systematic uncertainties in the measurement of  $R_{excl/sl}$ .

	Uncertainty on $R_{excl/sl}$	
	$B^+ \rightarrow \eta\ell^+\nu$	$B^+ \rightarrow \eta'\ell^+\nu$
Statistical error	$\pm 0.24$	$\pm 0.53$
Track reconstruction efficiency	$\pm 0.04$	$\pm 0.02$
Photon resolution, $\pi^0$ reconstruction	$\pm 0.03$	$\pm 0.03$
Electron identification	$\pm 0.03$	$\pm 0.01$
Muon identification	$\pm 0.03$	$\pm 0.02$
$m_{ES}$ fit	$\pm 0.09$	$\pm 0.04$
Cross-feed $B^0 \leftrightarrow B^+$	$\pm 0.01$	$\pm 0.09$
$B \rightarrow D\ell\nu X$ and $D$ branching fractions	$\pm 0.04$	$\pm 0.12$
$B \rightarrow X_u\ell\nu$ branching fractions	$\pm 0.02$	$\pm 0.05$
Form-factor model	$\pm 0.03$	$\pm 0.02$
Background normalization	$\pm 0.08$	$\pm 0.07$
MC statistics	$\pm 0.12$	$\pm 0.20$
Total systematic error	$\pm 0.19$	$\pm 0.27$

## 6 Conclusions

We measured the branching fractions relative to the inclusive charmless semileptonic branching fraction for  $B^+ \rightarrow \eta\ell^+\nu$  and  $B^+ \rightarrow \eta'\ell^+\nu$ . We obtain:

$$\frac{\mathcal{B}(B^+ \rightarrow \eta\ell^+\nu)}{\mathcal{B}(B \rightarrow X\ell\nu)} = (0.75 \pm 0.24_{stat} \pm 0.19_{syst}) \times 10^{-3},$$

$$\frac{\mathcal{B}(B^+ \rightarrow \eta'\ell^+\nu)}{\mathcal{B}(B \rightarrow X\ell\nu)} = (0.30 \pm 0.53_{stat} \pm 0.27_{syst}) \times 10^{-3}.$$

Using the inclusive semileptonic branching fraction  $\mathcal{B}(B \rightarrow X\ell\nu) = (10.73 \pm 0.28)\%$  and the ratio of the  $B^0$  and  $B^+$  lifetimes  $\tau_{B^+}/\tau_{B^0} = 1.086 \pm 0.017$  [15], we derive the branching fractions for  $B^+ \rightarrow \eta\ell^+\nu$  and  $B^+ \rightarrow \eta'\ell^+\nu$ . We obtain:



$$\mathcal{B}(B^+ \rightarrow \eta \ell^+ \nu) = (0.84 \pm 0.27_{stat} \pm 0.21_{syst}) \times 10^{-4},$$

$$\mathcal{B}(B^+ \rightarrow \eta' \ell^+ \nu) = (0.33 \pm 0.60_{stat} \pm 0.30_{syst}) \times 10^{-4}.$$

The significance and the upper limit has been calculated including all the systematic and statistical uncertainties on the background.

The resulting significance is  $2.55\sigma$  for  $B^+ \rightarrow \eta \ell^+ \nu$  and  $0.95\sigma$  for  $B^+ \rightarrow \eta' \ell^+ \nu$ .

For these branching fractions we get the following 90% confidence level (*C.L.*) upper limits:

$$\mathcal{B}(B^+ \rightarrow \eta \ell^+ \nu) < 1.4 \times 10^{-4} (90\% C.L.)$$

$$\mathcal{B}(B^+ \rightarrow \eta' \ell^+ \nu) < 1.3 \times 10^{-4} (90\% C.L.)$$

## 7 ACKNOWLEDGMENTS

We are grateful for the extraordinary contributions of our PEP-II colleagues in achieving the excellent luminosity and machine conditions that have made this work possible. The success of this project also relies critically on the expertise and dedication of the computing organizations that support *BABAR*. The collaborating institutions wish to thank SLAC for its support and the kind hospitality extended to them. This work is supported by the US Department of Energy and National Science Foundation, the Natural Sciences and Engineering Research Council (Canada), Institute of High Energy Physics (China), the Commissariat à l'Energie Atomique and Institut National de Physique Nucléaire et de Physique des Particules (France), the Bundesministerium für Bildung und Forschung and Deutsche Forschungsgemeinschaft (Germany), the Istituto Nazionale di Fisica Nucleare (Italy), the Foundation for Fundamental Research on Matter (The Netherlands), the Research Council of Norway, the Ministry of Science and Technology of the Russian Federation, Ministerio de Educación y Ciencia (Spain), and the Particle Physics and Astronomy Research Council (United Kingdom). Individuals have received support from the Marie-Curie IEF program (European Union) and the A. P. Sloan Foundation.

## References

- [1] N. Cabibbo, *Phys. Rev. Lett.*, **10**, 531 (1963);  
M. Kobayashi and T. Maskawa, *Prog. Th. Phys.*, **49**, 652 (1973).
- [2] P. Ball and R. Zwicky, *Phys. Rev. D* **71** (2005) 014015.
- [3] CLEO Collaboration, S. B. Athar *et al.*, *Phys. Rev. D* **68** (2003) 072003.
- [4] Belle Collaboration, T. Hokuue *et al.*, *Measurements of branching fractions and  $q^2$  distributions for  $B \rightarrow \pi \ell \nu$  and  $B \rightarrow \rho \ell \nu$  decay tagging.*, hep-ex/0604024. Submitted to *Phys. Lett. B*.
- [5] BABAR Collaboration, B. Aubert *et al.*, *Phys. Rev. D* **72** (2005) 051102.
- [6] BABAR Collaboration, B. Aubert *et al.*, *Branching Fraction for  $B^0 \rightarrow \pi^- \ell^+ \nu$  and Determination of  $|V_{ub}|$  in  $\Upsilon(4S) \rightarrow B^0 \bar{B}^0$  Events Tagged by  $\bar{B}^0 \rightarrow D^{(*)+} \ell^- \bar{\nu}$* , hep-ex/0506064, Contribution to Lepton-Photon 2005, Uppsala, June 30-July 5, 2005.
- [7] BABAR Collaboration, B. Aubert *et al.*, *Branching Fraction for  $B^+ \rightarrow \pi^0 \ell^+ \nu$ , Measured in  $\Upsilon(4S) \rightarrow B \bar{B}$  Events Tagged by  $B^- \rightarrow D^0 \ell^- \bar{\nu}(X)$  Decays*, hep-ex/0506065, Contribution to Lepton-Photon 2005, Uppsala, June 30-July 5, 2005.
- [8] BABAR Collaboration, B. Aubert *et al.*, *Measurement of the  $B^0 \rightarrow \pi^- \ell^+ \nu$  and  $B^+ \rightarrow \pi^0 \ell^+ \nu$  Branching Fractions and Determination of  $|V_{ub}|$  in  $\Upsilon(4S) \rightarrow B^0 \bar{B}^0$  Events Tagged by a Fully Reconstructed  $B$  Meson*, hep-ex/0507085, Contribution to HEP 2005, Lisbon, Portugal July 21-July 27, 2005.
- [9] BABAR Collaboration, B. Aubert *et al.*, *Study of  $b \rightarrow u \ell \nu$  Decays on the Recoil of Fully Reconstructed  $B$  Mesons and Determination of  $|V_{ub}|$* , hep-ex/0408068, Contribution to ICHEP 2004, Beijing, August 16-22, 2004.
- [10] BABAR Collaboration, B. Aubert *et al.*, *Nucl. Instr. Methods Phys. Res., Sect. A* **479** 1 (2002).
- [11] W. Kozanecki, *Nucl. Instr. Methods Phys. Res., Sect. A* **446** (2000) 59-64.
- [12] Geant4 Collaboration, S. Agostinelli *et al.*, *Nucl. Instr. Methods Phys. Res., Sect. A* **506** (2003) 250-303.
- [13] ARGUS Collaboration, H. Albrecht *et al.*, *Z. Phys. C* **48** (1990) 543-552.
- [14] Crystall Ball Collaboration, T. Skwarnicki, *A Study of the Radiative Cascade Transitions Between the  $\Upsilon'$  and  $\Upsilon$  Resonances*, DESY F31-86-02, Ph.D. thesis.
- [15] S. Eidelman *et al.*, *Phys. Lett. B* **592** (2004) 1.
- [16] D. Scora and N. Isgur, *Phys. Rev. D* **52** (1995) 2783.