


$B \rightarrow$ Baryon decays in Belle

S.-W. Lin

Physics Department, National Taiwan University, Taipei 106, Taiwan



We report recent observations of baryonic B decays with charmless and charmed baryons in the final state. We show the angular distributions of the di-baryon low-mass enhancements in the charmless three-body baryonic B decays and the branching fractions of B decays with two charmed baryons or charmonium in the final states. We also report the observation of the decay $\eta_c \rightarrow \Lambda\bar{\Lambda}$ at Belle.

1 Introduction

Observations of several baryonic B decays have been reported by Belle. The measured branching fractions for charmless and charmed baryonic B decays are shown in Fig. 1. In the charmless final states, only the three-body decays have been observed^{1,2,3,4,5}. In this contribution, we report on the angular distribution of the di-baryon low-mass enhancements seen in the charmless three-body baryonic B decays. The data support the quark fragmentation interpretation, while the gluonic resonance picture is disfavored. In the charmed final states, we observed the two-body and three-body decays with two charmed baryons or charmonium. From the latter we can extract the branching fractions of η_c into baryon pairs $p\bar{p}$ and - for the first time - into $\Lambda\bar{\Lambda}$. Measuring decay rates of η_c to different di-baryon modes is a very useful check for theoretical predictions⁶ and can shed light on quark-diquark dynamics. The data sample was collected with Belle detector at the KEKB asymmetric-energy e^+e^- (3.5 GeV on 8.0 GeV) collider⁷. KEKB operates at the $\Upsilon(4S)$ resonance ($\sqrt{s} = 10.58$ GeV) with a peak luminosity that has exceeded $1.5 \times 10^{34} \text{ cm}^{-2}\text{s}^{-1}$.

2 Charmless baryonic B decays

Observations of several charmless baryonic B decays have been reported at Belle. One common feature of these observations is the peaking of the di-baryon mass spectra toward threshold.

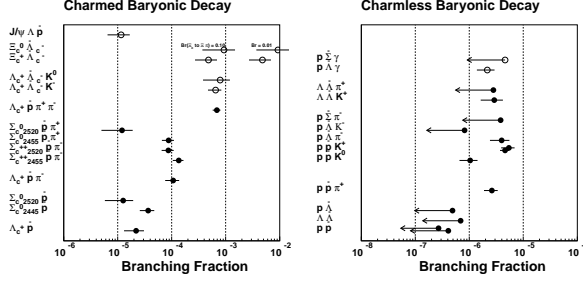


Figure 1: Branching fractions for charmless and charmed baryonic B decays. The open circles indicate new measurements from Belle.

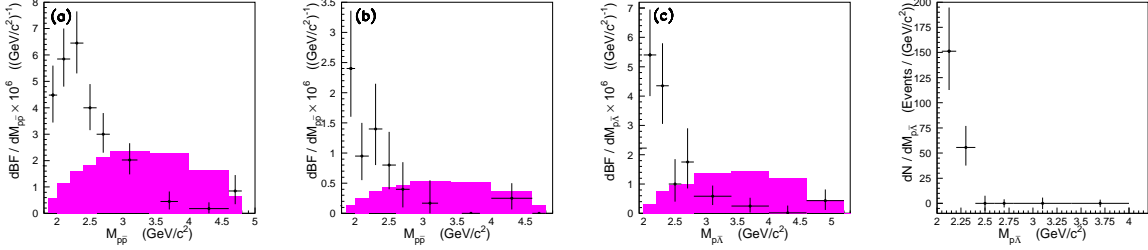


Figure 2: Differential branching fraction for (a) $p\bar{p}K^+$, (b) $p\bar{p}K_S^0$, (c) $p\bar{\Lambda}\pi^-$ and (d) $p\bar{\Lambda}\gamma$ modes as a function of di-baryon pair mass. The shaded distribution shows the expectation from a phase-space MC simulation with area scaled to the signal yield. A charmonium veto has been applied in (a) and (b).

We first measured the differential branching fractions for (a) $B^+ \rightarrow p\bar{p}K^+$, (b) $B^0 \rightarrow p\bar{p}K_S^0$, (c) $B^0 \rightarrow p\bar{\Lambda}\pi^-$ and (d) $B^+ \rightarrow p\bar{\Lambda}\gamma$ modes. There are two kinematic variables in the center of mass frame which are usually used to extract the B candidates: the beam energy constrained mass $M_{bc} = \sqrt{E_{\text{beam}} - p_B^2}$, and the energy difference $\Delta E = E_B - E_{\text{beam}}$, where E_{beam} is the beam energy, and p_B and E_B are the momentum and energy of B candidates. B signal yield is obtained by a 2D fit to the $(M_{bc}, \Delta E)$ distribution for each bin of di-baryon invariant mass. The efficiency as a function of the di-baryon mass is based on the MC simulation. The differential branching fraction for each bin in the di-baryon mass is obtained from the fitted B yield and the signal efficiency (Fig. 2). The branching fraction is a sum of the differential branching fractions^{4,5}.

The angular distribution of the proton is studied in the di-baryon system. Fig. 3 shows the angular distributions for the four decay channels. The angle θ_p is defined for (a) as the angle between the directions of \bar{p} and K^+ in the $p\bar{p}$ rest frame. There is a clear forward peak and the angular asymmetry, defined as

$$A = \frac{N_+ - N_-}{N_+ + N_-} \quad (1)$$

where N_+ and N_- stand for the efficiency corrected B yield with $\cos\theta_p > 0$ and $\cos\theta_p < 0$, respectively, amounts to $0.59^{+0.08}_{-0.07}$ for the $p\bar{p}K^+$ mode. The asymmetry of the distribution indicates that the fragmentation picture is favored. Antiprotons are emitted along the K^+ direction most of the time, which can be explained by a parent $\bar{b} \rightarrow \bar{s}$ penguin transition followed by $\bar{s}u$ fragmentation into the final state. The $\cos\theta_p$ distribution for (b) is flat, but we have to note that in this case the statistics is low and K_S^0 carries no flavor information. If in (c) we choose the θ_p angle of p with respect to the π^- in the rest frame of the $\bar{\Lambda}p$ system, the $\cos\theta_p$ distribution is quite flat. However, the $\cos\theta_p$ shows a forward peak structure if the angle is defined as the p direction relative to the $\bar{\Lambda}$ direction in the $p\pi^-$ rest frame. It is evident that the fragmentation interpretation is supported: the proton tends to emerge parallel to the

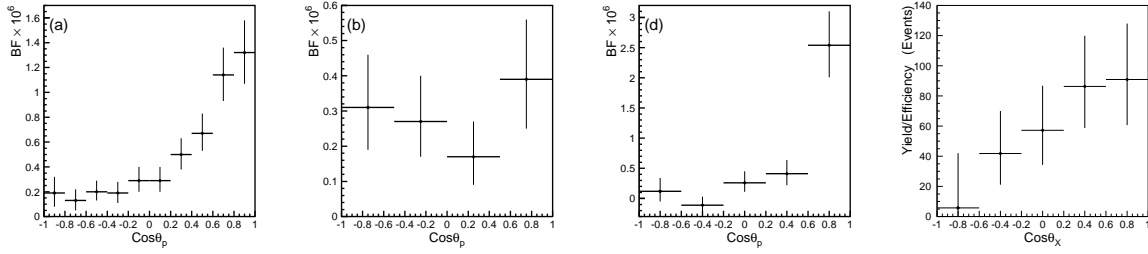


Figure 3: Branching fraction vs. $\cos \theta_p$ in the di-baryon system for (a) $p\bar{p}K^+$, (b) $p\bar{p}K_S^0$, (c) $p\bar{\Lambda}\pi^-$ and (d) $p\bar{\Lambda}\gamma$.

$\bar{\Lambda}$ baryon. The angle θ_X of (d) is measured between the proton direction and the γ direction in the baryon pair rest frame. There is also a clear forward structure in the $\cos \theta_X$ distribution and the angular asymmetry A is $0.36^{+0.23}_{-0.20}$. This distribution supports the $b \rightarrow s\gamma$ fragmentation picture where the Λ tends to emerge opposite to the direction of the photon⁵.

3 Charmed baryonic B decays

In the $B^{+0} \rightarrow \bar{\Xi}_c^{0/-}\Lambda_c^+$ analysis⁸, we reconstruct the following decay modes: $\Xi_c^0 \rightarrow \Xi^-\pi^+$ and $\Lambda K^-\pi^+$, $\Xi_c^+ \rightarrow \Xi^-\pi^+\pi^+$, $\Lambda_c^+ \rightarrow pK^-\pi^+$, $\Xi^- \rightarrow \Lambda\pi^-$ and $\Lambda \rightarrow p\pi^-$. We use a simultaneous two-dimensional binned maximum likelihood fit to the ΔE vs. M_{bc} distributions (for the two Ξ_c^0 channels) with a common value of $\mathcal{B}(B^+ \rightarrow \bar{\Xi}_c^0\Lambda_c^+) \times \mathcal{B}(\bar{\Xi}_c^0 \rightarrow \bar{\Xi}^+\pi^-) \times \mathcal{B}(\Lambda_c^+ \rightarrow pK^-\pi^+)$. For this fit, we constrain the ratio $\mathcal{B}(\Xi_c^0 \rightarrow \Lambda K^-\pi^+)/\mathcal{B}(\Xi_c^0 \rightarrow \Xi^-\pi^+)$ to the recent Belle measurement¹⁰ of $1.07 \pm 0.12 \pm 0.07$. The fit gives the product of branching fractions of $\mathcal{B}(B^+ \rightarrow \bar{\Xi}_c^0\Lambda_c^+) \times \mathcal{B}(\bar{\Xi}_c^0 \rightarrow \bar{\Xi}^+\pi^-)$ with the value of $4.8^{+1.0}_{-0.9} \pm 1.1 \pm 1.2$ and a statistical significance of 8.7σ . We also check the $B^0 \rightarrow \bar{\Xi}_c^-\Lambda_c^+$ mode which is an isospin partner of the $B^+ \rightarrow \bar{\Xi}_c^0\Lambda_c^+$ mode. The product of branching fraction of $\mathcal{B}(B^0 \rightarrow \bar{\Xi}_c^-\Lambda_c^+) \times \mathcal{B}(\bar{\Xi}_c^- \rightarrow \bar{\Xi}^+\pi^-\pi^-)$ is measured to be $(9.3^{+3.7}_{-2.8} \pm 1.9 \pm 2.4) \times 10^{-5}$. The uncertainties in the products of branching ratios are statistical, systematic and the uncertainty from the $\Lambda_c^+ \rightarrow pK^-\pi^+$ branching fraction.

The $B^+ \rightarrow \Lambda_c^+\Lambda_c^-K^+$ and $B^0 \rightarrow \Lambda_c^+\Lambda_c^-K^0$ decays are three-body decays that proceed via a $b \rightarrow c\bar{c}s$ transition. We detect the Λ_c^+ via the $\Lambda_c^+ \rightarrow pK^-\pi^+$, $p\bar{K}^0$ and $\Lambda\pi^+$ decay channels. When a Λ_c^+ and Λ_c^- are combined as B decay daughters, at least one of Λ_c^\pm is required to have been reconstructed via the $pK^\mp\pi^\pm$ decay process. Here, the parameter mass difference ΔM_B is used instead of the energy difference ΔE , since ΔE shows a correlation with M_{bc} . The mass difference is defined as $\Delta M_B \equiv M(B) - m_B$, where $M(B)$ is the reconstructed mass of the B candidate and m_B is the world average B meson mass. Fig. 4 shows ΔM_B and M_{bc} projections for $B^+ \rightarrow \Lambda_c^+\Lambda_c^-K^+$ and $B^0 \rightarrow \Lambda_c^+\Lambda_c^-K^0$ decays. A two-dimensional binned maximum likelihood fit is performed to determine the signal yield. From the fit we obtain signal yields of $48.5^{+7.5}_{-6.8}$ and $10.5^{+3.8}_{-3.1}$ events with statistical significances of 15.4σ and 6.6σ , for $B^+ \rightarrow \Lambda_c^+\Lambda_c^-K^+$ and $B^0 \rightarrow \Lambda_c^+\Lambda_c^-K^0$, respectively. Hence, we obtain the branching fractions of⁹

$$\begin{aligned} \mathcal{B}(B^+ \rightarrow \Lambda_c^+\Lambda_c^-K^+) &= (6.5^{+1.0}_{-0.9} \pm 1.1 \pm 3.4) \times 10^{-4} \\ \mathcal{B}(B^0 \rightarrow \Lambda_c^+\Lambda_c^-K^0) &= (7.9^{+2.9}_{-2.3} \pm 1.2 \pm 4.1) \times 10^{-4} \end{aligned}$$

where the first and the second errors are statistical and systematic, respectively. The last error is due to the 52 % uncertainty in the absolute branching fraction, $\mathcal{B}(\Lambda_c^+ \rightarrow pK^-\pi^+)$.

We study two-body baryonic decays of charmonia in the B meson decays, $B^+ \rightarrow p\bar{p}K^+$ and $B^+ \rightarrow \Lambda\bar{\Lambda}K^+$. The B signal yields are obtained from 10 MeV/ c^2 wide $M_{p\bar{p}}(M_{\Lambda\bar{\Lambda}})$ mass bins from the kinematic threshold to 4.5 GeV/ c^2 . The results of η_c are the mass of $M_{\eta_c} = 2.971 \pm 0.003^{+0.002}_{-0.001}$ GeV/ c^2 ($2.974 \pm 0.007^{+0.002}_{-0.001}$ GeV/ c^2) and the width of $\Gamma(\eta_c) = 48^{+8}_{-7} \pm 5$

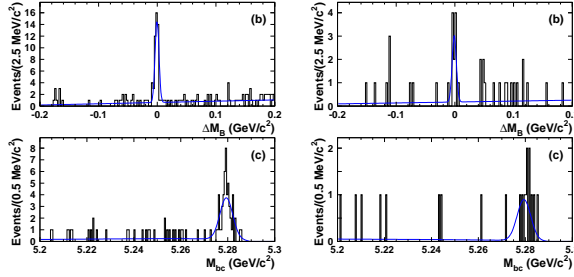


Figure 4: Candidate (a,b) $B^+ \rightarrow \Lambda_c^+ \Lambda_c^- K^+$ and (c,d) $B^0 \rightarrow \Lambda_c^+ \Lambda_c^- K^0$ decay events: (a,c) ΔM_B distribution for $M_{bc} > 5.27 \text{ GeV}/c^2$ and (b,d) M_{bc} distribution for $|\Delta M_B| < 0.015 \text{ GeV}/c^2$. Curves indicate the fit results.

Table 1: Measured Branching Fractions $\mathcal{B}(J/\psi, \eta_c \rightarrow p\bar{p}, \Lambda\bar{\Lambda})$.

Modes	Yield	Efficiency(%)	$\mathcal{B}(J/\psi, \eta_c \rightarrow p\bar{p}, \Lambda\bar{\Lambda}) \times 10^{-3}$
$B^+ \rightarrow \eta_c K^+, \eta_c \rightarrow p\bar{p}$	$195.1^{+15.7}_{-14.7}$	35.8 ± 0.3	$1.58 \pm 0.12 \quad {}^{+0.18}_{-0.22} \pm 0.47$
$B^+ \rightarrow \eta_c K^+, \eta_c \rightarrow \Lambda\bar{\Lambda}$	$19.5^{+5.2}_{-4.5}$	5.3 ± 0.1	$0.87^{+0.24+0.09}_{-0.21-0.14} \pm 0.27$
$B^+ \rightarrow J/\psi K^+, J/\psi \rightarrow p\bar{p}$	$317.2^{+19.0}_{-18.0}$	37.3 ± 0.4	$2.21 \pm 0.13 \pm 0.31 \pm 0.10$
$B^+ \rightarrow J/\psi K^+, J/\psi \rightarrow \Lambda\bar{\Lambda}$	$45.9^{+7.7}_{-6.7}$	5.9 ± 0.3	$2.00^{+0.34}_{-0.29} \pm 0.34 \pm 0.08$

$\text{MeV}/c^2(40 \pm 19 \pm 5 \text{ MeV}/c^2)$ from $\eta_c \rightarrow p\bar{p}(\eta_c \rightarrow \Lambda\bar{\Lambda})$ mode. We define the η_c signal region as $2.940 \text{ GeV}/c^2 < M_{\Lambda\bar{\Lambda}} < 3.020 \text{ GeV}/c^2$. The fitted B signal yield, efficiency and branching fraction are shown in Table 1. In this study the decay $\eta_c \rightarrow \Lambda\bar{\Lambda}$ has been observed for the first time, with $\mathcal{B}(\eta_c \rightarrow \Lambda\bar{\Lambda}) = (0.87^{+0.24+0.09}_{-0.21-0.14} \pm 0.27) \times 10^{-3}$. The observed $\mathcal{B}(\eta_c \rightarrow \Lambda\bar{\Lambda})/\mathcal{B}(\eta_c \rightarrow p\bar{p})$ is $0.67^{+0.19}_{-0.16} \pm 0.12$ which is consistent with theoretical expectation⁶. We define the J/ψ signal region as $3.075 \text{ GeV}/c^2 < M_{p\bar{p}}(M_{\Lambda\bar{\Lambda}}) < 3.117 \text{ GeV}/c^2$ and use events in this signal region to study the proton angular distribution in the helicity frame of the J/ψ . The helicity angle θ_X is defined as the angle between the proton flight direction and the direction opposite to the flight of the kaon in the J/ψ rest frame. The angular distribution of the kaon direction in the J/ψ rest frame is parameterized as $P(\alpha_B, \cos\theta_X) = (1 + \alpha_B \cos^2\theta_X)/(2 + 2\alpha_B/3)$ with $\alpha_B = (-2\alpha)/(\alpha + 1)$. We determine¹¹ α_B to be $-0.60 \pm 0.13 \pm 0.14$ ($p\bar{p}$) and $-0.44 \pm 0.51 \pm 0.31$ ($\Lambda\bar{\Lambda}$).

References

1. Belle Collaboration, M.-Z. Wang *et al.*, Phys. Rev. Lett. **90**, 201802(2003).
2. Belle Collaboration, M.-Z. Wang *et al.*, Phys. Rev. Lett. **92**, 131801(2004).
3. Belle Collaboration, Y.-J. Lee, M.-Z. Wang *et al.*, Phys. Rev. Lett. **93**, 211801 (2004).
4. Belle Collaboration, M.-Z. Wang *et al.*, Phys. Lett. B **617**, 141(2005).
5. Belle Collaboration, Y.-J. Lee, M.-Z. Wang *et al.*, Phys. Rev. Lett. **95**, 061802(2005).
6. M. Anselmino, F. Caruso, S. Forte and B. Pire, Phys. Rev. D **38**, 3516 (1988).
7. S. Kurokawa and E. Kikutani, Nucl. Instrum. Methods Phys. Res. A**499**, 1(2003).
8. Belle Collaboration, R. Chistov *et al.*, hep-ex/0510074.
9. Belle Collaboration, N. Gabyshev *et al.*, hep-ex/0508015.
10. Belle Collaboration, T. Lesiak *et al.*, Phys. Lett. B **605**, 237 (2005), Erratum **617**, 198 (2005).
11. F. Murgia and M. Melis, Phys. Rev. D **51**, 3487 (1995).