


## Single Top production at LHC

M. Mohammadi Najafabadi  
 on behalf of CMS and ATLAS collaborations  
*Institute for studies in theoretical physics and mathematics (IPM),  
 School of Physics, P.O. Box 19395-5531, Tehran, Iran*



The production of single top quarks at LHC provides an ideal framework to investigate the properties of the electroweak interaction, in particular of the  $tWb$  coupling. Moreover, single top is a powerful mean to identify physics beyond the standard model. All three different production mechanisms of single top are expected to be observed at LHC. Recent studies from ATLAS and CMS are presented.

### 1 Introduction

Top quarks are mostly produced in pairs via strong interaction at LHC. However, there are a significant number of top quarks which are produced singly, via the weak interaction. Single top production proceeds through three separate sub-processes at LHC (Fig. 1):

- t-channel: the dominant process involves the exchange of a space-like W boson . This process is also called W-gluon fusion, because the  $b$ -quark ultimately arises from a gluon splitting to  $b\bar{b}$ .
- s-channel: involves the production of a time-like W boson, which then decays to a top and a bottom quark.
- tW-channel: involves the production of a real W boson.

There are several reasons for studying single top quarks at LHC<sup>1,2</sup>:

- The cross sections of single top quark processes are proportional to  $|V_{tb}|^2$ . They provide the only way to measure  $V_{tb}$  directly.

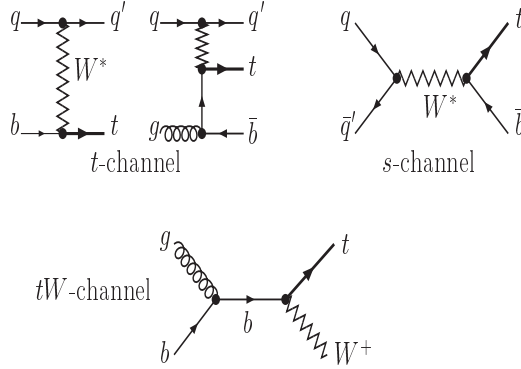


Figure 1: Feynman diagrams for single top production.

- Single top quarks are produced highly polarized due to V-A structure of weak interaction, so single top provides a good laboratory for studying the spin of the top quark.
- Single top events are backgrounds to new physics signals.
- New physics could be appeared in single top events. It provides the possibility to investigate the structure of  $tWb$  coupling, FCNC, fourth generation of the quarks and the existence of  $W'$ .

Table 1: The total cross sections for single top production processes.

process	t-channel	s-channel	tW-channel
cross section (pb)	242.6(NLO)	10.62(NLO)	60(LO)

The total cross sections of single top production processes are listed in Table 1. The t-channel process has the largest cross section, almost one third of  $t\bar{t}$  cross section. The s-channel process has the smallest cross section, one order of magnitude less than t-channel<sup>3,4,5,6</sup>. The recent selection strategies for separation of signal from backgrounds for the three production processes in ATLAS and CMS are described in the following sections.

## 2 t-channel

In the t-channel process when the  $W$  boson decays leptonically the final objects at parton level are one b-quark from top, one charged lepton, neutrino, a light quark and an additional b-quark. The kinematical distribution of the final partons are shown in Fig. 2. It is obvious from Fig. 2 that all final objects have relatively large transverse momenta except for the additional b-quark which is very soft. The identification (even the observation) of the additional b-quark is difficult due to its softness. The light quark tends to fly in the forward/backward direction which will be useful for separation of signal from backgrounds.

Since detector can measure the transverse missing energy only, one needs to calculate the longitudinal component of the neutrino. The longitudinal component of the neutrino could be obtained by using the mass of the  $W$  boson and solving a quadratic equation:

$$M_W^2 = (P_l + P_\nu)^2 \quad (1)$$

This equation has two solutions:

$$P_{z,\nu}^{1,2} = \frac{AP_{z,l} \pm \sqrt{\Delta}}{P_{T,l}^2} \quad (2)$$

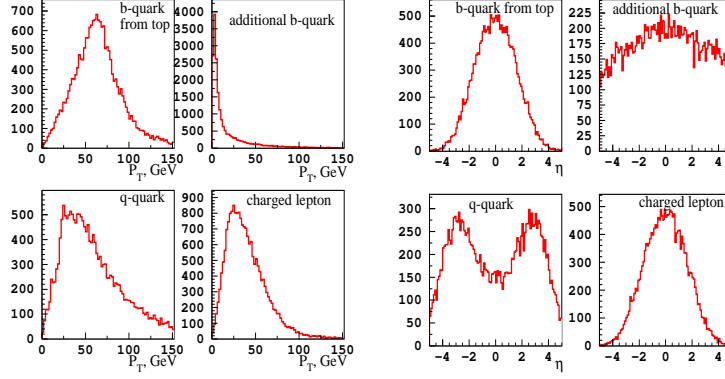


Figure 2: The transverse momenta and pseudo rapidity distributions of the final partons in t-channel.

$$A \equiv \frac{M_W^2}{2} + \vec{P}_{T,l} \cdot \vec{E}_{T,miss} , \quad \Delta \equiv E_l^2 (A^2 - E_{T,miss}^2 P_{T,l}^2)$$

Two difficulties are present here. First, in some events  $\Delta < 0$ , as a result no real solution exists for the longitudinal component of neutrino. Second, there is an ambiguity in choosing the  $P_{z,\nu}$  between the two roots.

Regarding the above properties of t-channel the selection strategies of ATLAS and CMS are presented below. Common selections are:

- One isolated high  $p_T$  lepton in the central region.
- Cut on missing transverse energy (useful for suppression backgrounds with  $W$  boson in the final state).
- Exactly two high  $p_T$  jets, one of them should be b-tagged in central region and another one should be in the forward region ( $|\eta| > 2.5$ ).

In the ATLAS analysis, the events with no real solution for  $P_{z,\nu}$  are discarded and between two real solutions of  $P_{z,\nu}$ , the solution which gives closest invariant mass of  $l\nu b$  to the nominal top mass is chosen. A window cut is applied on  $H_T$  where  $H_T = \sum_{jet} E_T^{jet} + E_{T,l} + E_{T,miss}$  and on the top mass. After following the above strategy and taking into account  $t\bar{t}$  and  $W$ +jets backgrounds the number of survived signal events are 7000 after  $30 \text{ fb}^{-1}$  of integrated luminosity and  $\frac{S}{B}$  and statistical sensitivity to  $V_{tb}$  are:

$$\frac{S}{B} \sim 3 , \quad \frac{\sqrt{S+B}}{B} = 0.014 \quad (3)$$

The main dominant systematics are due to background estimation, ISR/FSR, JES, b-tagging and luminosity. ISR and FSR have a significant influence on the jet multiplicity, the uncertainty on JES affects the selection efficiencies directly (via the thresholds of the  $p_T$  of the jets), the uncertainty on b-tagging has an important effect on the background rejection (especially on rejection of  $W$ +njets).

In CMS analysis, the events with no real solution for  $P_{z,\nu}$  are kept (in this case  $M_W$  is increased up to the value in which  $\Delta = 0$ ) and between two real solutions of  $P_{z,\nu}$ , the solution with minimal absolute value is chosen. A cut is applied on  $|\vec{\Sigma}_T|$  where  $\vec{\Sigma}_T = \vec{P}_{T,W} + \vec{P}_{T,bjet} + \vec{P}_{T,forw.jet}$  (Fig. 3). A window cut is also applied on transverse mass of the  $W$  boson where  $M_T^W = \sqrt{2(P_{T,l} E_{T,miss} - \vec{P}_{T,l} \cdot \vec{E}_{T,miss})}$ . Finally, a window cut is applied on the top mass. At  $10 \text{ fb}^{-1}$  and after applying the above strategy, the efficiency is around 1.4% and number of survived events is around 2350 events.

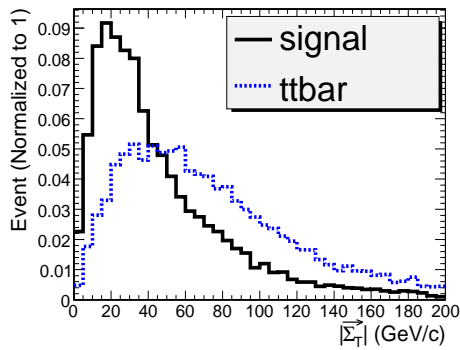


Figure 3: The distribution of  $|\vec{\Sigma}_T|$  in t-channel (CMS).

### 3 s-channel

The final objects of the s-channel mode when  $W$ -boson decays leptonically are two high  $p_T$  b-jets, one charged lepton and neutrino. In principle, searching for s-channel is more difficult than t-channel because of much smaller cross section, the presence of two high  $p_T$  b-jets, lack of any extra forward jet. However, the PDF's of the initial state of s-channel( $u(\bar{u})$  and  $d(\bar{d})$ ) are very well known while the PDF's of the initial state of t-channel( $b(\bar{b})$  and gluon) are less known, so the uncertainty due to PDF in s-channel is smaller than t-channel. In the following the selection strategies for CMS and ATLAS are presented. Common selections are:

- One isolated energetic charged lepton in the central region.
- A cut is applied on transverse missing energy.
- Exactly two high  $p_T$  b-tagged jet.

In the CMS analysis, the events with no real solution for  $P_{z,\nu}$  are kept (in this case the real part is kept) and between two real solutions of  $P_{z,\nu}$ , the solution with minimal abstract value is chosen. For top reconstruction, the b-jet which has the opposite charge sign ( $Q_{jet}$ ) to lepton is used. Jet charge is defined as the sum of the charges of the tracks inside the jet cone. A cut is applied on  $|\vec{\Sigma}_T|$  where  $\vec{\Sigma}_T = \vec{P}_{T,W} + \vec{P}_{T,bjet1} + \vec{P}_{T,bjet2}$ . A window cut is also applied on the top mass<sup>7</sup>.

In the ATLAS analysis, the selection is splitted in two parts:  $t\bar{b}$  and  $\bar{t}b$ . The events containing a secondary lepton with opposite sign are rejected. Among the four combinations of two b-tagged jets and two solutions for  $P_{z,\nu}$ , the combination which gives the closest invariant mass of  $l\nu b$  to the nominal top mass is chosen. A window cut is applied on  $H_T$  where  $H_T = \sum_{jet} E_T^{jet} + E_{T,l} + E_{T,miss}$  and also on the top mass (Fig. 4). The mentioned strategy for ATLAS leads to the following results at  $30 \text{ fb}^{-1}$ :

$$\frac{S}{B} \sim 0.15 \quad , \quad \frac{\sqrt{S+B}}{B} = 0.06 \quad (4)$$

After application of all cuts the efficiency is 1% and number of survived events is 2050. The dominant background comes from the top pair production in the dilepton and lepton+jets channels, followed by  $WQ\bar{Q}$  ( $Q = c, b$ ) contamination. The remaining  $W$ +jets contamination is due to the high cross section for such events. The dominant systematics are systematics due to background estimation, ISR/FSR, JES, b-tagging and luminosity.

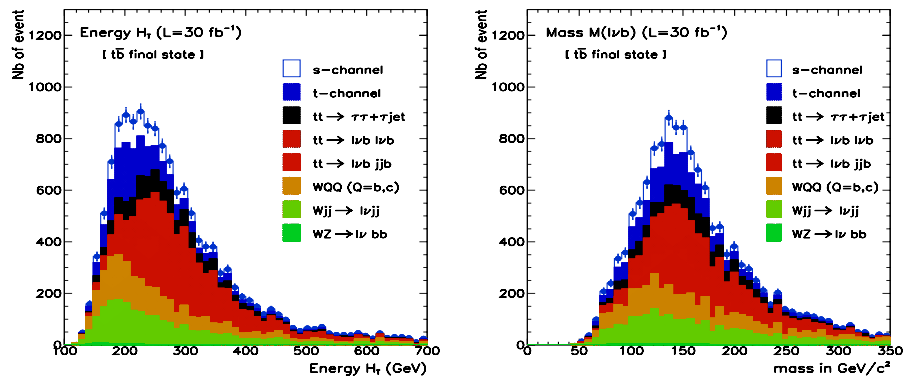


Figure 4: The distributions of  $H_T$  and the top mass in the s-channel (ATLAS).

#### 4 tW-channel

In ATLAS the study for tW-channel has been performed for the case of leptonic decay of the  $W$ -boson from top decay and hadronic decay of another  $W$ -boson. One high  $p_T$  lepton and exactly three jets are required, one of jets should be b-jet in the central region.  $W$ -boson is reconstructed by the two non b-tagged jets. Window cuts are applied on  $M_W$ , the invariant mass of the  $lvb$  system and on  $H_T$ . After applying the cuts the signal to background ratio is  $\frac{1}{7}$  and  $\frac{\sqrt{S+B}}{B} = 0.04$  (at  $30 \text{ fb}^{-1}$ ). The dominant backgrounds are  $t\bar{t}$  and  $t$ -channel. For an integrated luminosity of  $30 \text{ fb}^{-1}$  ATLAS expects 4700 events in  $tW$ -channel. A large systematic uncertainty is expected to come from the JES and from ISR/FSR.

#### 5 Conclusions

Single top quark is expected to be observed in Tevatron soon. Since the cross sections of single top quark production processes at LHC is much higher than Tevatron, LHC provides the possibility for precise measurements of all three processes. The electroweak model in the top quark sector could be tested and the  $|V_{tb}|$  CKM matrix element is determined with high precision. Single top production processes could be used as a powerful mean for probing new physics.

#### Acknowledgments

I would like to thank to Arnaud Lucotte who provided the most recent updated results from ATLAS analyses. Many thanks to the CMS single top group and Joachim Mnich.

#### References

1. M. Beneke et al., Proceedings of the Workshop on Standard model physics at the LHC, CERN-2000-004, *Top Quark Physics*.
2. T.M.P.Tait, C.-P.Yuan, *Phys. Rev. D* **63**, 014018 (2000).
3. Z. Sullivan, *Phys. Rev. D* **70**, 114012 (2004).
4. T. Stelzer, Z. Sullivan and S. Willenbrock, *Phys. Rev. D* **56**, 5919 (1997).
5. M.C. Smith and S. Willenbrock, *Phys. Rev. D* **54**, 6696 (1996).
6. J. Campbell, R.K. Ellis and F. Tramontano, *Phys. Rev. D* **70**, 094012 (2004).
7. A. Giammanco, **CMS Conference Report 2006/011**.