

# Measurement of Direct Photon Emission in the $K_L \rightarrow \pi^+\pi^-\gamma$ Decay Mode

M. Arenton<sup>13</sup>, A.R. Barker<sup>6,\*\*</sup>, L. Bellantoni<sup>8</sup>, A. Bellavance<sup>10</sup>, E. Blucher<sup>5</sup>, G.J. Bock<sup>8</sup>, E. Cheu<sup>1</sup>, R. Coleman<sup>8</sup>, M.D. Corcoran<sup>10</sup>, G. Corti<sup>13</sup>, B. Cox<sup>13</sup>, A.R. Erwin<sup>14</sup>, C.O. Escobar<sup>4</sup>, A. Glazov<sup>5</sup>, A. Golossanov<sup>13</sup>, R.A. Gomes<sup>4</sup>, P. Gouffon<sup>12</sup>, K. Hanagaki<sup>9</sup>, Y.B. Hsiung<sup>8</sup>, H. Huang<sup>6</sup>, D.A. Jensen<sup>8</sup>, R. Kessler<sup>5</sup>, K. Kotera<sup>9</sup>, A. Ledovskoy<sup>13</sup>, P.L. McBride<sup>8</sup>, E. Monnier<sup>5,\*</sup>, K.S. Nelson<sup>13</sup>, H. Nguyen<sup>8</sup>, R. Niclasen<sup>6</sup>, D.G. Phillips II<sup>13</sup>, H. Ping<sup>14</sup>, V. Prasad<sup>5</sup>, X.R. Qi<sup>8</sup>, E.J. Ramberg<sup>8</sup>, R.E. Ray<sup>8</sup>, M. Ronquest<sup>13,†</sup>, E. Santos<sup>12</sup>, J. Shields<sup>13</sup>, W. Slater<sup>2</sup>, D. Smith<sup>13</sup>, N. Solomey<sup>5</sup>, E.C. Swallow<sup>5,7</sup>, P.A. Toale<sup>6</sup>, R. Tschirhart<sup>8</sup>, C. Velissaris<sup>14</sup>, Y.W. Wah<sup>5</sup>, J. Wang<sup>1</sup>, H.B. White<sup>8</sup>, J. Whitmore<sup>8</sup>, M. Wilking<sup>6</sup>, B. Winstein<sup>5</sup>, R. Winston<sup>5</sup>, E.T. Worcester<sup>5</sup>, M. Worcester<sup>5</sup>, T. Yamanaka<sup>9</sup>, E.D. Zimmerman<sup>6</sup>, R.F. Zukanovich<sup>12</sup>  
(KTeV Collaboration)

<sup>1</sup>University of Arizona, Tucson, Arizona 85721

<sup>2</sup>University of California at Los Angeles, Los Angeles, California 90095

<sup>3</sup>University of California at San Diego, La Jolla, California 92093

<sup>4</sup>Universidade Estadual de Campinas, Campinas, Brazil 13083-970

<sup>5</sup>The Enrico Fermi Institute, The University of Chicago, Chicago, Illinois 60637

<sup>6</sup>University of Colorado, Boulder, Colorado 80309

<sup>7</sup>Elmhurst College, Elmhurst, Illinois 60126

<sup>8</sup>Fermi National Accelerator Laboratory, Batavia, Illinois 60510

<sup>9</sup>Osaka University, Toyonaka, Osaka 560 Japan

<sup>10</sup>Rice University, Houston, Texas 77005

<sup>11</sup>Rutgers University, Piscataway, New Jersey 08855

<sup>12</sup>Universidade de Sao Paulo, Sao Paulo, Brazil 05315-970

<sup>13</sup>The Dept. of Physics and Institute of Nuclear and Particle Physics, University of Virginia, Charlottesville, Virginia 22901

<sup>14</sup>University of Wisconsin, Madison, Wisconsin 53706

In this paper the KTeV collaboration reports the analysis of  $112.1 \times 10^3$  candidate  $K_L \rightarrow \pi^+\pi^-\gamma$  decays including a background of  $671 \pm 41$  events with the objective of determining the photon production mechanisms intrinsic to the decay process. These decays have been analyzed to extract the relative contributions of the CP violating bremsstrahlung process and the CP conserving M1 and CP violating E1 direct photon emission processes. The M1 direct photon emission amplitude and its associated vector form factor parameterized as  $|\tilde{g}_{M1}|(1 + \frac{a_1/a_2}{(M_\rho^2 - M_K^2) + 2M_K E_\gamma})$  have been measured to be  $|\tilde{g}_{M1}| = 1.198 \pm 0.035(\text{stat}) \pm 0.086(\text{syst})$  and  $a_1/a_2 = -0.738 \pm 0.007(\text{stat}) \pm 0.018(\text{syst})$   $\text{GeV}^2/c^2$  respectively. An upper limit for the CP violating E1 direct emission amplitude  $|g_{E1}| \leq 0.21$  (90%CL) has been found. The overall ratio of direct photon emission (DE) to total photon emission including the bremsstrahlung process (IB) has been determined to be  $\text{DE}/(\text{DE} + \text{IB}) = 0.689 \pm 0.021$  for  $E_\gamma \geq 20$  MeV.

PACS numbers: 13.20.Eb, 13.25.Es, 13.40.Gp, 14.40.Hq

The study of the direct photon emission in  $K_L \rightarrow \pi^+\pi^-\gamma$  decays gives insight into both the structure of the kaon and the sources of CP violation in this mode. This decay proceeds via two main processes [1,2]. The first of these is the inner bremsstrahlung process (IB) in which one of the charged pions from a CP violating  $K_L \rightarrow \pi^+\pi^-$  decay emits an E1 electric dipole photon by bremsstrahlung. The second process is the emission of a CP violating E1 electric dipole photon or a CP conserving M1 magnetic dipole photon together with the  $\pi^+\pi^-$  pair directly from the primary decay vertex. The photons produced by the IB process have a typical bremsstrahlung spectrum with  $E_\gamma$  in the  $K_L$  center of mass peaking toward zero and falling off like  $1/E_\gamma$ , while the direct photon emission produces an energy spectrum peaked toward larger  $E_\gamma$ . The M1 amplitude is expected to require a form factor  $(1 + \frac{a_1/a_2}{(M_\rho^2 - M_K^2) + 2M_K E_\gamma})$  according to chiral

perturbation theory [4] in order to incorporate the effects of the structure of the  $K_L$  on photons emitted at the primary decay vertex (as opposed to the photons of the bremsstrahlung process emitted from the charged pions). In this form factor  $M_\rho^2$  and  $M_K^2$  are the mass squared of the  $\rho$  (770 MeV/c<sup>2</sup>) and K (497 MeV/c<sup>2</sup>) mesons..

The KTeV collaboration previously reported a measurement [3] using 8669 candidate  $K_L \rightarrow \pi^+\pi^-\gamma$  decays accumulated in the 1996 KTeV E832 run at Fermi National Accelerator Laboratory which indicated clearly the presence of the M1 process and the need for the associated form factor. In addition, the presence of M1 photon emission and the need for a form factor have also been demonstrated by the KTeV E799 experiment [5,6] and NA48 [7] measurement of the  $K_L \rightarrow \pi^+\pi^-e^+e^-$  mode. While this mode differs from the  $K_L \rightarrow \pi^+\pi^-\gamma$  since the photon is virtual converting internally to a  $e^+e^-$

Dalitz pair in the  $K_L \rightarrow \pi^+\pi^-e^+e^-$  decay, both modes have the same amplitudes contributing except for the presence of an extra “charge radius” amplitude in the  $K_L \rightarrow \pi^+\pi^-e^+e^-$  decay. Thus we expect the same  $g_{M1}$  amplitude and associated form factor to be present in the  $K_L \rightarrow \pi^+\pi^-e^+e^-$  decay. This has been demonstrated by the measurements detailed in Refs [5–7].

Values of  $|g_{M1}|$ , its form factor, and the ratio  $DE/(DE+IB)$  presented in this paper were determined by using the much larger, complete KTeV E832 1997  $K_L \rightarrow \pi^+\pi^-\gamma$  data set containing  $112.1 \times 10^3$  candidate  $K_L \rightarrow \pi^+\pi^-\gamma$  decays. We have analyzed the  $K_L \rightarrow \pi^+\pi^-\gamma$  decay mode using the double differential decay rate

$$\frac{d\Gamma}{dE_\gamma d\cos\theta} = \left(\frac{E_\gamma}{8\pi M_K}\right)^3 \left(1 - \frac{4m_{\pi^2}}{M_K^2}\right)^{\frac{3}{2}} \left(1 - \frac{2E_\gamma}{M_K}\right) (1) \\ \times \sin^2\theta [|E1_{BR} + E1_{direct}|^2 + |M1_{direct}|^2]$$

from the model of Ref. [8]. In this expression,  $\theta$  is the angle of the photon with respect to the  $\pi^+$  in the  $\pi^+\pi^-$  center of mass system,  $E_\gamma$  is the photon energy in the  $K_L$  rest frame, and

$$E1_{BR} = \left(\frac{2M_K}{E_\gamma}\right)^2 \frac{|\eta_{+-}|e^{i\Phi_{+-}}e^{i\delta_0}}{1 - \left(1 - \frac{4m_{\pi^2}}{M_K^2}\right)\cos^2\theta} \\ E1_{direct} = |g_{E1}|e^{i\delta_1} \quad (2) \\ |M1_{direct}| = |\tilde{g}_{M1}| \left(1 + \frac{a_1/a_2}{(M_\rho^2 - M_K^2) + 2M_KE_\gamma}\right)e^{i\delta_1}$$

where  $\delta_0(s = M_K^2)$  and  $\delta_1(s = M_{\pi\pi}^2)$  are the isospin = 0,1 strong interaction  $\pi^+\pi^-$  phase shifts evaluated at the kaon mass and at the particular  $\pi^+\pi^-$  mass of a given  $K_L \rightarrow \pi^+\pi^-\gamma$  decay.  $|\eta_{+-}|e^{i\Phi_{+-}}$  is the amplitude for the CP violating  $K_L \rightarrow \pi^+\pi^-$  decay.

Note that there is no interference term between the E1 and M1 amplitudes. However, there can still be an interference term in the differential decay rate between the  $E1_{BR}$  and  $E1_{direct}$  amplitudes. The interference will generate a contribution to the  $E_\gamma$  energy spectrum intermediate in energy between the lower energy bremsstrahlung photons and the higher energy M1 photons.

The  $K_L \rightarrow \pi^+\pi^-\gamma$  signal of  $111.4 \times 10^3$  events above a background of  $671 \pm 41$  events, obtained after the analysis cuts described below, is shown in Fig. 1. Details of the detector and beam can be found in Ref. [10] so we only give a brief overview here. A proton beam with a typical intensity of  $3 \times 10^{12}$  delivered in a 20 second spill every minute was incident at an angle of 4.8 mr on a BeO target producing two nearly parallel  $K_L$  beams, one of which intercepted a  $K_S$  regenerator and the other of which remained a “vacuum” beam. The data for the  $K_L \rightarrow \pi^+\pi^-\gamma$  measurement were obtained from the “vacuum” beam decays. The configuration of the KTeV E832 vacuum beam and detector consisted of

a vacuum decay tube, a magnetic spectrometer with four drift chambers, photon vetoes, a Cesium Iodide (CsI) electromagnetic calorimeter, and a muon detector.

Approximately  $4.3 \times 10^8$  events were extracted from two track triggers [10] by requiring that the two tracks to pass track quality cuts and form a vertex with a good vertex  $\chi^2$ . These tracks were also required to have opposite charges and  $E/p \leq 0.85$ , where E was the energy deposited by the track in the CsI, and p was the momentum obtained from magnetic deflection. Showers chosen as photons are required to be far from pion showers and to have a transverse shower shape consistent with electromagnetic showers. Only photons with  $E_\gamma \geq 20$  MeV in the  $\pi^+\pi^-\gamma$  rest frame were included in this analysis.

To reduce backgrounds arising from other types of  $K_L$  decays in which decay products have been missed, the candidate  $\pi^+\pi^-\gamma$ 's were required to have transverse momentum  $P_t^2$  relative to the direction of the  $K_L$  be less than  $2.5 \times 10^{-4}$   $\text{GeV}^2/c^2$  and  $M_{\pi^+\pi^-\gamma}$ , the invariant mass of the  $\pi^+\pi^-\gamma$  system, to be  $490 \text{ MeV}/c^2 \leq M_{\pi\pi\gamma} \leq 506 \text{ MeV}/c^2$ .

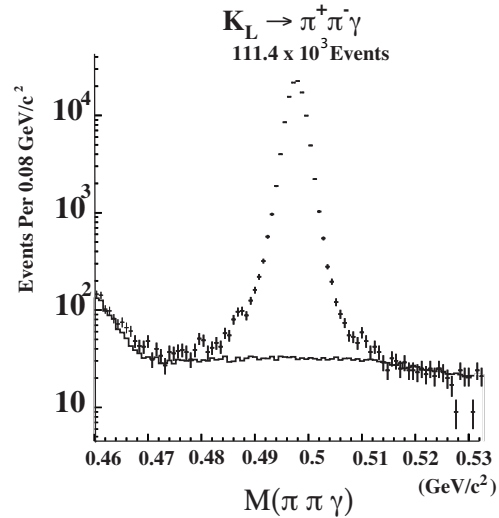


FIG. 1.  $\pi^+\pi^-\gamma$  invariant mass for events passing all  $K_L \rightarrow \pi^+\pi^-\gamma$  physics cuts except for the  $M_{\pi^+\pi^-\gamma}$  cut. Crosses are data and the solid line is the fit to the background components

The major background to the  $K_L \rightarrow \pi^+\pi^-\gamma$  mode was due to an accidental calorimeter cluster in coincidence with a  $K_L \rightarrow \pi^\pm\mu^\mp\nu$  decay in which the muon was misidentified as a pion. This background was suppressed by the muon detector identification as well as the  $P_t^2$  and  $M_{\pi\pi\gamma}$  cuts. A smaller background was due to  $K_L \rightarrow \pi^\pm e^\mp\nu$  decays in which there was an accidental photon, and the electron was misidentified as a pion. This background was suppressed by electron E/p identification and  $P_t^2$  and  $M_{\pi\pi\gamma}$  cuts. The  $M_{\pi^+\pi^-\gamma}$  spectrum shapes due to the  $K_{e3}$  and  $K_{\mu 3}$  backgrounds were similar.

A still smaller background to the  $K_L \rightarrow \pi^+\pi^-\gamma$  mode was  $K_L \rightarrow \pi^+\pi^-\pi^0$  in which one of the photons from the  $\pi^0$  decay was not detected in the CsI calorimeter or the photon vetos. To reduce the  $K_L \rightarrow \pi^+\pi^-\pi^0$  background, the longitudinal momentum  $(P_L^2)_{\pi^0}$  of all candidate  $K_L \rightarrow \pi^+\pi^-\gamma$  events was calculated (under the assumption that the events were really  $K_L \rightarrow \pi^+\pi^-\pi^0$ ) in the frame where the  $\pi^+\pi^-$  momentum was transverse to the  $K_L$  direction. In this frame,  $(P_L^2)_{\pi^0}$  is  $\geq 0.0$  (except for resolution effects) for  $K_L \rightarrow \pi^+\pi^-\pi^0$  decays. In contrast, the  $K_L \rightarrow \pi^+\pi^-\gamma$  decays should have  $(P_L^2)_{\pi^0} \leq 0$ . The requirement  $-0.10 \leq (P_L^2)_{\pi^0} \leq -0.0055 \text{ GeV}^2/c^2$ , together with the  $P_t^2$  and  $M_{\pi\pi\gamma}$  mass cut, suppressed the  $K_L \rightarrow \pi^+\pi^-\pi^0$  background.

Hyperon decays such as  $\Lambda \rightarrow p\pi^-$  plus an accidental photon with the proton misidentified as a  $\pi^+$ , or  $\Xi \rightarrow \Lambda\pi^0$  with a misidentified proton and one of the  $\pi^0$  photons missed, were determined to contribute a few events. Other sources of background such as  $K_L \rightarrow \pi^+\pi^-$  coincident with an accidental photon or  $K_S \rightarrow \pi^+\pi^-\gamma$  produced in the neutral beam production target were completely negligible.

The magnitude of the remnant background after all cuts was determined by a fit (see Fig. 1) of the sideband regions above and below the  $K_L$  mass peak to shapes obtained from a Monte Carlo of the backgrounds leading to an estimated total background of  $671 \pm 41$  events. The best estimate of the composition of this background is 9%  $K_L \rightarrow \pi^+\pi^-\pi^0$ , 30%  $K_L \rightarrow \pi^\pm e^\mp \nu$ , 60%  $K_L \rightarrow \pi^\pm \mu^\mp \nu$ , and the remainder due to the other minor backgrounds mentioned above. The  $112.1 \times 10^3$  candidate events, including the estimated 671 events of background, were analyzed in a likelihood fit based on equations 1 and 2. The likelihood was a function of the two independent variables  $\theta$  and  $E_\gamma$ , the values of the fit parameters  $a_1/a_2$ ,  $|\tilde{g}_{M1}|$  and  $|g_{E1}|$  and nominal values from the PDG [11] for the other model parameters such as  $\eta_{+-}$ . The strong interaction phase shifts of the  $\pi^+\pi^-$  system are taken from Ref. [12]. The likelihood was calculated using a Monte Carlo event sample generated with nominal values of the fit parameters, traced through the spectrometer undergoing multiple scattering, bremsstrahlung, and secondary decays. The resulting events are then reconstructed using the same reconstruction code as was used on data. These reconstructed Monte Carlo events are then reweighted with a new set of fit parameters using the  $K_L \rightarrow \pi^+\pi^-\gamma$  matrix element of Ref. [8] and a likelihood is calculate for the new parameters. The maximum likelihood fits to the two independent variables  $\cos\theta$  and  $E_\gamma$  are shown in Fig. 2a) and Fig.2b) respectively.

Possible systematic uncertainties in  $a_1/a_2$ ,  $|\tilde{g}_{M1}|$  and  $|g_{E1}|$  due to disagreements between data and Monte Carlo simulations were investigated by varying analysis cuts and observing variations in these fit parameters. In addition, the momentum spectrum of the  $\pi^+\pi^-\gamma$  system observed in the  $K_L \rightarrow \pi^+\pi^-$  decays has been adjusted

to agree with the  $K_L$  momentum spectrum observed in  $K_L^0 \rightarrow \pi^+\pi^-$  mode and the data has been refit after the adjustment. Any differences between  $a_1/a_2$ ,  $|\tilde{g}_{M1}|$  and  $|g_{E1}|$  before and after the final adjustments were taken to be a systematic error due to uncertainty in the kaon beam momentum spectrum. Systematics due to uncertainties of parameters such as  $\eta_{+-}$ , and the strong interaction phase shifts  $\delta_{0,1}$  that were not determined by the fit were studied by varying each parameter over  $\pm 1\sigma$  of their published values and observing the variation of  $a_1/a_2$ ,  $|\tilde{g}_{M1}|$ , and  $|g_{E1}|$ . Bremsstrahlung radiation from the pions was studied using the PHOTOS program [13]. This radiation could lead to  $\pi^+\pi^-\gamma\gamma$  final states in which one of the photons is not observed causing shifts of the kinematics of the original  $\pi\pi\gamma$  decay. Possible systematic effects due to the non-orthogonality of drift chamber planes were also studied. Final overall systematic errors in  $a_1/a_2$ ,  $|\tilde{g}_{M1}|$ , and  $|g_{E1}|$  were obtained by adding the individual errors in quadrature. Table I lists the non-zero systematic uncertainties of  $a_1/a_2$  and  $|\tilde{g}_{M1}|$ , and  $|g_{E1}|$ .

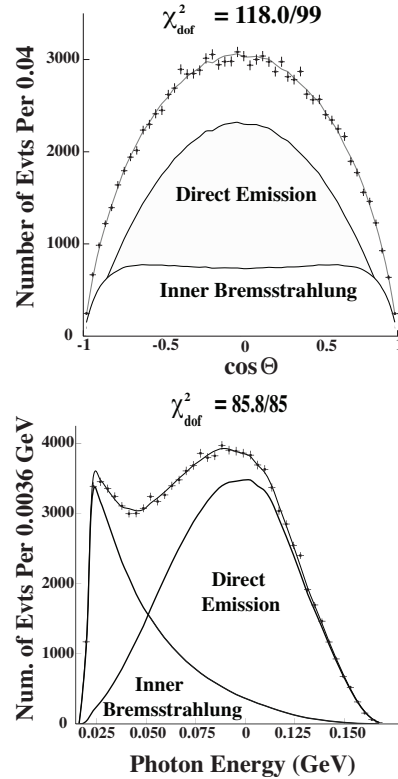


FIG. 2. Likelihood fit to the two independent variables in the  $K_L$  rest frame: a) the angle  $\theta$  between the  $\pi^+$  and the  $\gamma$  in the  $\pi^+\pi^-$  center of mass and b) the photon energy spectrum  $E_\gamma$  in the  $K_L$  rest frame. The components of the photon energy spectrum and the  $\cos\theta$  spectrum due to the bremsstrahlung and M1 direct emission processes are shown.

The results, including systematic errors of the measurement of the M1 direct photon emission amplitude

and the attendant vector form factor, are  $a_1/a_2 = (-0.738 \pm 0.007(\text{stat}) \pm 0.018(\text{syst})) \text{ GeV}^2/c^2$  and  $|\tilde{g}_{M1}| = 1.198 \pm 0.035(\text{stat}) \pm 0.086(\text{syst})$ . These measurements are in good agreement with the measurements of Ref. [3,5–7] (see Fig. 3). After incorporating the systematic errors, an upper limit of  $|g_{E1}| \leq 0.21$  (90% CL) was obtained.

Using the result for  $|\tilde{g}_{M1}|$  and its associated form factor and taking  $|g_{E1}|$  to be equal to zero, the ratio of direct to total photon emission in  $K_L \rightarrow \pi^+\pi^-\gamma$  decay was determined by integrating the M1 and bremsstrahlung processes over  $\theta$  and  $E_\gamma$  (for  $E_\gamma \geq 20$  MeV) to be  $\text{DE}/(\text{DE}+\text{IB}) = 0.689 \pm 0.021$ . This result is in good agreement with Ref. [3].

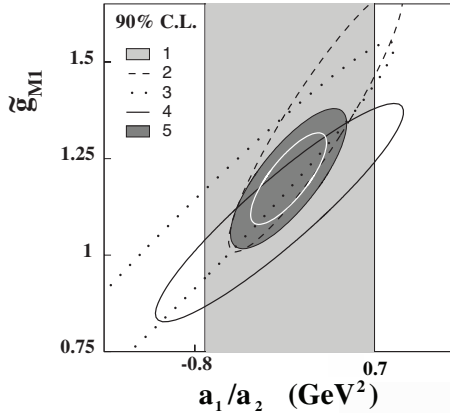


FIG. 3. 90% CL contours of  $\tilde{g}_{M1}$  vs.  $a_1/a_2$  for various experimental measurements; 90% CL results from the  $K_L \rightarrow \pi^+\pi^-\gamma$  mode from this paper (5-shaded contour) with the 68% CL contour also shown (white contour); For comparison, we show the results from the  $K_L \rightarrow \pi^+\pi^-e^+e^-$  mode for NA48 data (3-dotted contour) of Ref. [7], for KTeV 1997 data (2-dashed contour) in Ref. [5], and for KTeV 1997+1999 data (4-solid contour) of Ref. [6], and for  $a_1/a_2$  from earlier KTeV 96  $K_L \rightarrow \pi^+\pi^-\gamma$  data (1-light gray vertical region) of Ref. [3].

In conclusion, this paper presents the best measurements achieved to date for the M1 direct photon emission form factor parameters  $|\tilde{g}_{M1}| = 1.198 \pm 0.035(\text{stat}) \pm 0.086(\text{syst})$  and  $a_1/a_2 = -0.738 \pm 0.007(\text{stat}) \pm 0.018(\text{syst}) \text{ GeV}^2/c^2$  in the  $K_L \rightarrow \pi^+\pi^-\gamma$  and  $K_L \rightarrow \pi^+\pi^-e^+e^-$  decay modes. These measurements are in good agreement with our previous measurement of  $a_1/a_2$  using the 1996 KTeV  $K_L \rightarrow \pi^+\pi^-\gamma$  data [3] and with our measurements of  $|\tilde{g}_{M1}|$  and  $a_1/a_2$  using the 1997 and 1999 KTeV  $K_L \rightarrow \pi^+\pi^-e^+e^-$  data [5,6] and with NA48 results [7] from  $K_L \rightarrow \pi^+\pi^-e^+e^-$ . We have also determined an upper limit  $|g_{E1}| \leq 0.21$  (90%CL) for CP violating E1 direct photon emission in the  $K_L \rightarrow \pi^+\pi^-\gamma$  mode consistent with that measured using  $K_L \rightarrow$

$\pi^+\pi^-e^+e^-$  decays [6].

We thank the FNAL staff for their contributions. This work was supported by the U.S. Department of Energy, the U.S. National Science Foundation, the Ministry of Education and Science of Japan, the Fundao de Ampaaro Pesquisa do Estado de So Paulo-FAPESP, the Conselho Nacional de Desenvolvimento Cientifico e Technologico-CNPq, and the CAPES-Ministerio da Educao.

<sup>†</sup> To whom correspondence should be addressed.

Electronic address: ronquest@uvahep.phys.virginia.edu

\* Permanent address C.P.P. Marseille/C.N.R.S., France

\*\* Deceased

- 
- [1] L.M. Sehgal and M. Wanninger, Phys. Rev. **D46**, 1035(1992); *ibid.* **D46**, 5209(E)(1992).
  - [2] P. Heiliger and L.M. Sehgal, Phys. Rev. **D48**, 4146(1993).
  - [3] A. Avati-Harati *et al.*, Phys. Rev. Lett. **86**, 761(2001).
  - [4] Y.C.R. Lin and G. Valencia, Phys. Rev. **D37**, 143(1988).
  - [5] A. Avati-Harati *et al.*, Phys. Rev. Lett. **84**, 408(2000).
  - [6] E. Abouzaid *et al.*, hep-ex/05080010.
  - [7] A. Lai *et al.* Eur. Phys. Jou. **C30**, 33(2003).
  - [8] L.M. Sehgal and J. van Leusen, Phys. Rev. Lett. **83**, 4933(1999).
  - [9] J.K. Elwood, M.B. Wise, and M.J. Savage, Phys. Rev. **D52**, 5095(1995); J.K. Elwood *et al.*, *ibid.*, **D53**, 2855(E)(1996); J.K. Elwood *et al.*, *ibid.*, **D53**, 4078(1996).
  - [10] A. Avati-Harati *et al.*, Phys. Rev. **D67**, 012005(2003); *ibid.* **D70**, 079904(2004).
  - [11] S. Eidelman *et al.*, Phys. Lett. **B592**, 010001(2004).
  - [12] S. Pislak *et al.*, Phys. Rev. Lett. **87**, 221801(2001).
  - [13] E. Barberio and Z. Was, Comput. Phys. Commun. **79**, 291(1994).

Source	$ \tilde{g}_{M1} $	$a_1/a_2$	$ g_{E1} $
Differing initial MC parameters	0.0093	0.0021	0.013
Kaon Beam Momentum Uncertainty	0.0031	0.0004	0.005
Background uncertainty	0.0355	0.0067	0.045
Pion bremsstrahlung	0.0326	0.0140	0.097
Non-Orthogonality of chambers	0.0402	0.0013	0.009
Physics cut variations	0.0463	0.0056	-
Fitting resolution	0.014	0.0056	0.024
$E_\gamma, \cos\theta$ resolution	0.023	0.0042	0.038
$\eta_{+-}$ uncertainty	0.0171	0.0014	-
$\delta_0$ phase uncertainty	0.0111	0.0021	-
$\delta_1$ phase uncertainty	0.0053	-	-
Total Systematic Error	0.086	0.018	0.117

TABLE I. Contributions to the systematic errors (67% CL) for  $a_1/a_2$ ,  $|\tilde{g}_{M1}|$ , and  $|g_{E1}|$ .