

Measurement of the cross section for $e^+e^- \rightarrow p\bar{p}$ at center-of-mass energies from 2.0 to 3.07 GeV

M. Ablikim¹, J. Z. Bai¹, Y. Ban¹¹, J. G. Bian¹, X. Cai¹, H. F. Chen¹⁶, H. S. Chen¹, H. X. Chen¹, J. C. Chen¹, Jin Chen¹, Y. B. Chen¹, S. P. Chi², Y. P. Chu¹, X. Z. Cui¹, Y. S. Dai¹⁸, Z. Y. Deng¹, L. Y. Dong^{1a}, Q. F. Dong¹⁴, S. X. Du¹, Z. Z. Du¹, J. Fang¹, S. S. Fang², C. D. Fu¹, C. S. Gao¹, Y. N. Gao¹⁴, S. D. Gu¹, Y. T. Gu⁴, Y. N. Guo¹, Y. Q. Guo¹, Z. J. Guo¹⁵, F. A. Harris¹⁵, K. L. He¹, M. He¹², Y. K. Heng¹, H. M. Hu¹, T. Hu¹, G. S. Huang^{1b}, X. P. Huang¹, X. T. Huang¹², X. B. Ji¹, X. S. Jiang¹, J. B. Jiao¹², D. P. Jin¹, S. Jin¹, Yi Jin¹, Y. F. Lai¹, G. Li², H. B. Li¹, H. H. Li¹, J. Li¹, R. Y. Li¹, S. M. Li¹, W. D. Li¹, W. G. Li¹, X. L. Li⁸, X. Q. Li¹⁰, Y. L. Li⁴, Y. F. Liang¹³, H. B. Liao⁶, C. X. Liu¹, F. Liu⁶, Fang Liu¹⁶, H. H. Liu¹, H. M. Liu¹, J. Liu¹¹, J. B. Liu¹, J. P. Liu¹⁷, R. G. Liu¹, Z. A. Liu¹, F. Lu¹, G. R. Lu⁵, H. J. Lu¹⁶, J. G. Lu¹, C. L. Luo⁹, F. C. Ma⁸, H. L. Ma¹, L. L. Ma¹, Q. M. Ma¹, X. B. Ma⁵, Z. P. Mao¹, X. H. Mo¹, J. Nie¹, S. L. Olsen¹⁵, H. P. Peng¹⁶, N. D. Qi¹, H. Qin⁹, J. F. Qiu¹, Z. Y. Ren¹, G. Rong¹, L. Y. Shan¹, L. Shang¹, D. L. Shen¹, X. Y. Shen¹, H. Y. Sheng¹, F. Shi¹, X. Shi^{11c}, H. S. Sun¹, J. F. Sun¹, S. S. Sun¹, Y. Z. Sun¹, Z. J. Sun¹, Z. Q. Tan⁴, X. Tang¹, Y. R. Tian¹⁴, G. L. Tong¹, G. S. Varner¹⁵, D. Y. Wang¹, L. Wang¹, L. S. Wang¹, M. Wang¹, P. Wang¹, P. L. Wang¹, W. F. Wang^{1d}, Y. F. Wang¹, Z. Wang¹, Z. Y. Wang¹, Zhe Wang¹, Zheng Wang², C. L. Wei¹, D. H. Wei¹, N. Wu¹, X. M. Xia¹, X. X. Xie¹, B. Xin^{8b}, G. F. Xu¹, Y. Xu¹⁰, M. L. Yan¹⁶, F. Yang¹⁰, H. X. Yang¹, J. Yang¹⁶, Y. X. Yang³, M. H. Ye², Y. X. Ye¹⁶, Z. Y. Yi¹, G. W. Yu¹, C. Z. Yuan¹, J. M. Yuan¹, Y. Yuan¹, S. L. Zang¹, Y. Zeng⁷, Yu Zeng¹, B. X. Zhang¹, B. Y. Zhang¹, C. C. Zhang¹, D. H. Zhang¹, H. Y. Zhang¹, J. W. Zhang¹, J. Y. Zhang¹, Q. J. Zhang¹, X. M. Zhang¹, X. Y. Zhang¹², Yiyun Zhang¹³, Z. P. Zhang¹⁶, Z. Q. Zhang⁵, D. X. Zhao¹, J. W. Zhao¹, M. G. Zhao¹⁰, P. P. Zhao¹, W. R. Zhao¹, Z. G. Zhao^{1e}, H. Q. Zheng¹¹, J. P. Zheng¹, Z. P. Zheng¹, L. Zhou¹, N. F. Zhou¹, K. J. Zhu¹, Q. M. Zhu¹, Y. C. Zhu¹, Y. S. Zhu¹, Yingchun Zhu^{1f}, Z. A. Zhu¹, B. A. Zhuang¹, X. A. Zhuang¹, B. S. Zou¹

(BES Collaboration)

¹ Institute of High Energy Physics, Beijing 100049, People's Republic of China

² China Center for Advanced Science and Technology(CCAST), Beijing 100080, People's Republic of China

³ Guangxi Normal University, Guilin 541004, People's Republic of China

⁴ Guangxi University, Nanning 530004, People's Republic of China

⁵ Henan Normal University, Xinxiang 453002, People's Republic of China

⁶ Huazhong Normal University, Wuhan 430079, People's Republic of China

⁷ Hunan University, Changsha 410082, People's Republic of China

⁸ Liaoning University, Shenyang 110036, People's Republic of China

⁹ Nanjing Normal University, Nanjing 210097, People's Republic of China

¹⁰ Nankai University, Tianjin 300071, People's Republic of China

¹¹ Peking University, Beijing 100871, People's Republic of China

¹² Shandong University, Jinan 250100, People's Republic of China

¹³ Sichuan University, Chengdu 610064, People's Republic of China

¹⁴ Tsinghua University, Beijing 100084, People's Republic of China

¹⁵ University of Hawaii, Honolulu, HI 96822, USA

¹⁶ University of Science and Technology of China, Hefei 230026, People's Republic of China

¹⁷ Wuhan University, Wuhan 430072, People's Republic of China

¹⁸ Zhejiang University, Hangzhou 310028, People's Republic of China

^a Current address: Iowa State University, Ames, IA 50011-3160, USA

^b Current address: Purdue University, West Lafayette, IN 47907, USA

1. Introduction

Positron-electron annihilation produces hadronic final states with an amplitude proportional to

$$A \sim \frac{e^2}{s} j_\mu J^\mu, \quad (1)$$

where e is the charge of the electron, s is the square of the center-of-mass energy, j_μ is the e^+e^- current, and J^μ is the hadronic current for the final state. The object of many experiments is to measure the matrix elements of J^μ . In $e^+e^- \rightarrow p\bar{p}$, a pair of spin-1/2 baryons with internal structure are produced, and the current contains two independent form factors, electric and magnetic, $G_E(q^2)$ and $G_M(q^2)$ [1].

Understanding nuclon structure is one of the central problems of hadronic physics. In the time-like region, two processes, $e^+e^- \rightarrow p\bar{p}$ and $p\bar{p} \rightarrow e^+e^-$, are used to measure the proton form factors $G_E(q^2)$ and $G_M(q^2)$ as functions of the four-momentum transfer q^2 . Data samples in previous experiments are limited [2]-[7]. For $6 < s < 8 \text{ GeV}^2$, there is no data up till now.

In this letter, we use the data from the upgraded Beijing Spectrometer (BESII) at the Beijing Electron-Positron Collider (BEPC) covering the center-of-mass energy of 2.0-3.0 GeV in 1999 [8] and the data at 2.2, 2.6, and 3.07 GeV in 2004 to measure the cross section of $e^+e^- \rightarrow p\bar{p}$, and also determine the proton form factor in this energy range.

2. BES detector

BES is a conventional solenoidal magnet detector that is described in detail in Ref. [9]; BESII is the upgraded version of the detector [10]. A 12-layer vertex chamber (VC) surrounding the beam pipe provides trigger and coordinate information. A forty-layer main drift chamber (MDC), located radially outside the VC, provides trajectory and energy loss (dE/dx) information for charged tracks over 85% of the total solid angle. The momentum resolution is $\sigma_p/p = 0.017\sqrt{1+p^2}$ (p in GeV/ c), and the dE/dx resolution for hadron tracks is $\sim 8\%$. An array of 48 scintillation counters surrounding the MDC measures the time-of-flight (TOF) of charged tracks with a resolution of ~ 200 ps for hadrons. Radially outside the TOF system is a 12 radiation length, lead-gas barrel shower counter (BSC). This measures the

3. Event selection

To select $e^+e^- \rightarrow p\bar{p}$, the following criteria are used:

1. There must be two oppositely charged tracks in the MDC. Each track should have a good helix fit in the polar angle range $|\cos\theta| < 0.8$ in the MDC, and the point of closest approach of the tracks to the beam axis should be within 2 cm in the radial direction and within 15 cm of the interaction point longitudinally.
2. Tracks should be back-to-back. Fig. 1 shows the acollinearity ($Acol$) distributions for Monte Carlo (MC) simulated events at $\sqrt{s} = 2.0, 2.2, 2.6$, and 3.0 GeV. Because of energy loss, the $Acol$ distribution for low energy charged particles is somewhat different from higher energy ones. For 2.0 GeV data, we require that $Acol$ is less than 10° , and for other energy points, less than 3° .
3. To remove Bhabha events, $E_p/p_p < 0.6$ is required, where E_p is the deposited energy in the BSC and p_p is the momentum of the candidate proton. Fig. 2 shows E_p/p_p distributions for protons and positrons for MC $e^+e^- \rightarrow p\bar{p}$ events and Bhabha events at $\sqrt{s} = 2.2, 2.6$, and 3.0 GeV. This requirement removes most Bhabha background.

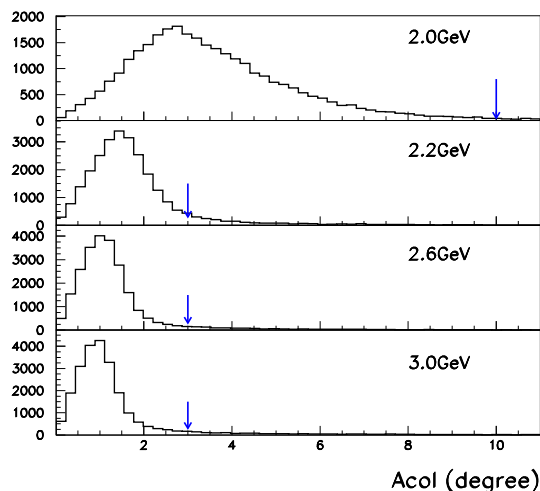


Figure 1. $Acol$ distributions for MC $e^+e^- \rightarrow p\bar{p}$

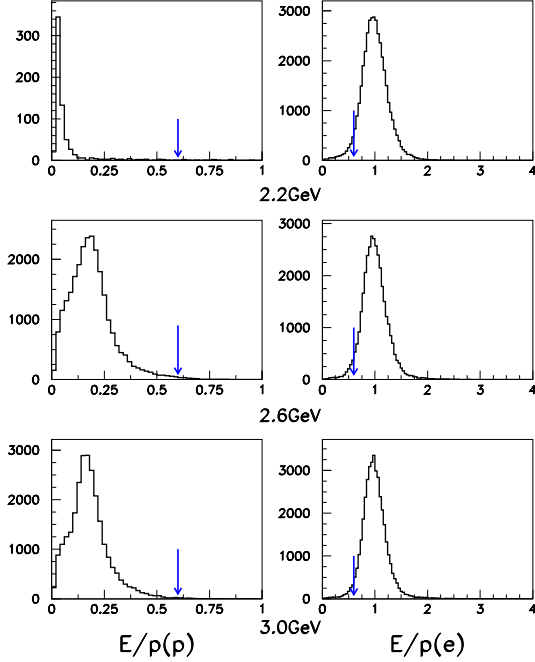


Figure 2. Distributions of the ratio of the deposited energy in the BSC and the momentum for final state particles of MC $e^+e^- \rightarrow p\bar{p}$ events and Bhabha events at $\sqrt{s} = 2.2, 2.6$, and 3.0 GeV. Left plots are protons, right are positrons.

5. Lastly, dE/dx information is used to identify $p\bar{p}$ pairs at $\sqrt{s} = 2.0$ and 2.2 GeV, and TOF information is used at all other energy points [11]. Each charged track must satisfy $Prob_p > 0.01$, where $Prob_p$ is the particle identification confidence level for the proton or antiproton hypothesis determined either from dE/dx or TOF information.

The numbers of events passing the selection criteria are listed in Table 1.

4. Luminosity

The integrated luminosity is determined from large-angle Bhabha events using [12][13]

$$\mathcal{L} = \frac{N_{ee}}{\varepsilon_{trg}^{ee} \cdot A \cdot C_\varepsilon \cdot \sigma_{ee}}, \quad (2)$$

where N_{ee} is the number of Bhabha events se-

5. Efficiency

A MC simulation is used for the determination of the detection efficiency. In the $e^+e^- \rightarrow p\bar{p}(\gamma)$ generator, corrections for initial state radiation [14], the Coulomb effect [15][16], and final state radiation [17] have been taken into account. The correction factors for these items, $1 + \delta$, F_c , and F_f , respectively, are listed in Table 1.

For each energy point, 50,000 MC events are generated. MC events must satisfy the same selection criteria as used for the real data. The detection efficiencies, ε , are given in Table 1.

6. Systematic errors

Systematic errors come from uncertainties in the detection efficiency, trigger efficiency, luminosity, and background contamination. The detection efficiency uncertainty includes the MC statistical error and the differences in the particle identification (PID) and tracking efficiencies for the MC sample and the real data.

There are few $e^+e^- \rightarrow p\bar{p}$ events, so p and \bar{p} samples from $J/\psi \rightarrow \pi^+\pi^-p\bar{p}$ are used for the PID efficiency study. The momenta of the candidate p and \bar{p} tracks are required to be within 30 MeV/c of the expected values for each energy point. The samples are obtained without using PID. The PID efficiency for each energy point is then determined by the fraction of p and \bar{p} tracks that pass PID selection criteria. The same method is used for MC $J/\psi \rightarrow \pi^+\pi^-p\bar{p}$ events to determine the PID efficiency for the MC data. At 2.0 GeV, there is a large difference in PID efficiency between the MC sample and the data, so for all energy points detection efficiencies (F_ε) are corrected for this difference, and the errors in the PID efficiency difference are taken as a source of systematic error.

For $e^+e^- \rightarrow p\bar{p}$, possible backgrounds are from $e^+e^- \rightarrow e^+e^-(\gamma)$, $\mu^+\mu^-(\gamma)$, $\pi^+\pi^-$, K^+K^- , and $p\bar{p}\pi^0$. MC events are generated for these five decays at $\sqrt{s} = 2.2, 2.6$ and 3.0 GeV to estimate the amount of background contamination, which is included as a systematic error: 1.5% for 2.0 and 2.2 GeV, 4.4% for 2.4, 2.5, and 2.6 GeV, and 7.8% for other energy points.

Systematic errors are listed in Table 2. An uncertainty of 1.0% is taken for the initial state radiation correction.

Table 1

Summary of results at center-of-mass energies from 2.0 to 3.07 GeV. N is the number of $e^+e^- \rightarrow p\bar{p}$ events, \mathcal{L} is the integrated luminosity, ε is the detection efficiency, F_ε is the detection efficiency correction factor from the PID efficiency difference between the MC sample and the real data, $1 + \delta$ is the initial state radiation correction factor, F_c is the correction factor for the Coulomb effect, F_f is the final state radiation correction factor, σ_0 is the measured lowest order cross section, and $|G|$ is the form factor. In the last two columns, the first error is statistical and the second is systematic.

\sqrt{s} (GeV)	N	\mathcal{L} (nb^{-1})	ε	F_ε	$1 + \delta$	F_c	F_f	σ_0 (pb)	$ G $ ($\times 10^{-3}$)
2.0	$3^{+2.3}_{-1.9}$	45.8 ± 1.4	0.53 ± 0.03	0.41	0.89	1.03	0.99	$330^{+253}_{-209} \pm 24$	$175^{+67}_{-55} \pm 6$
2.2	29 ± 5.4	123.5 ± 3.7	0.56 ± 0.02	1.04	0.98	1.02	0.99	$408 \pm 76 \pm 22$	$179 \pm 17 \pm 5$
2.4	$2^{+2.2}_{-1.3}$	61.0 ± 1.6	0.48 ± 0.02	1.03	1.04	1.02	0.98	$64^{+73}_{-41} \pm 4$	$72^{+41}_{-23} \pm 2$
2.5	$5^{+2.8}_{-2.2}$	47.0 ± 1.0	0.50 ± 0.02	0.99	1.07	1.02	0.98	$201^{+113}_{-91} \pm 13$	$131^{+37}_{-29} \pm 4$
2.6	24 ± 4.9	1351 ± 24	0.51 ± 0.02	0.96	1.10	1.02	0.98	$33 \pm 7 \pm 2$	$54 \pm 6 \pm 2$
2.7	$2^{+2.2}_{-1.3}$	71.6 ± 2.1	0.48 ± 0.02	1.00	1.13	1.02	0.98	$51^{+58}_{-32} \pm 5$	$70^{+39}_{-22} \pm 3$
2.8	$2^{+2.2}_{-1.3}$	89.0 ± 1.8	0.50 ± 0.02	0.96	1.17	1.02	0.98	$40^{+45}_{-25} \pm 4$	$63^{+36}_{-20} \pm 3$
2.9	0	94.0 ± 2.6	0.49 ± 0.02	0.96	1.20	1.02	0.98	< 51	< 73
3.0	$4^{+2.8}_{-1.7}$	947 ± 22	0.50 ± 0.02	0.96	1.24	1.01	0.98	$7^{+5}_{-3} \pm 1$	$28^{+10}_{-6} \pm 1$
3.07	$9^{+3.8}_{-2.7}$	2347 ± 59	0.49 ± 0.02	0.96	1.27	1.01	0.98	$7^{+3}_{-2} \pm 1$	$27^{+6}_{-4} \pm 1$

Table 2

The relative systematic error (%): $\Delta\varepsilon/\varepsilon$ is the contribution from detection efficiency, including the MC statistical error (err_N), the PID difference (err_{PID}) and tracking efficiency difference (err_{track}) between MC and real data; $\Delta\varepsilon_{trig}/\varepsilon_{trig}$ is the contribution from the trigger efficiency; $\Delta\mathcal{L}/\mathcal{L}$ is the contribution from luminosity; and BG is the contribution from the background contamination.

\sqrt{s} (GeV)	$\Delta\varepsilon/\varepsilon$				$\Delta\varepsilon_{trig}/\varepsilon_{trig}$	$\Delta\mathcal{L}/\mathcal{L}$	BG	total
	err_N	err_{PID}	err_{track}	total				
2.0	0.4	5.0	4.0	6.4	0.5	3.0	1.5	7.3
2.2	0.4	0.6	4.0	4.1	0.5	3.0	1.5	5.3
2.4	0.5	0.9	4.0	4.1	0.5	2.7	4.4	6.6
2.5	0.4	1.0	4.0	4.1	0.5	2.2	4.4	6.4
2.6	0.4	1.0	4.0	4.1	0.5	1.8	4.4	6.3
2.7	0.5	1.0	4.0	4.2	0.5	2.9	7.8	9.3
2.8	0.4	1.9	4.0	4.4	0.5	2.0	7.8	9.2
2.9	0.5	1.0	4.0	4.4	0.5	2.8	7.8	9.4

efficiency, and ε_{trig} is the trigger efficiency. The lowest order cross section is determined from

$$\sigma_0 = \frac{\sigma_T}{(1 + \delta) \cdot F_c \cdot F_f}, \quad (4)$$

where $1 + \delta$, F_c , and F_f are correction factors for initial state radiation, the Coulomb effect, and final state radiation, respectively.

The form factor can be calculated from the theoretical lowest order cross section [5]

$$\sigma_0 = \frac{4\pi\alpha^2\nu}{3s} \left(1 + \frac{2m_p^2}{s}\right) |G(s)|^2, \quad (5)$$

in which α is the fine structure constant, ν is the proton velocity, m_p is the proton mass, and $|G|$ is the form factor assuming $|G_E| = |G_M|$.

The trigger efficiency ε_{trig} for the hadron is about 100%, and the error is estimated to be 0.5% [18].

The cross section of $e^+e^- \rightarrow p\bar{p}$ and proton form factor have been measured for 10 center-of-mass energies between 2.0 and 3.07 GeV. The measured values are listed in Table 1. There is no signal found at $\sqrt{s} = 2.9$ GeV, but upper limits on the cross section and the form factor at the 90% C.L. are given, using the method from Ref. [19].

For large momentum transfers pQCD predicts [20] that $q^4 G$ should be nearly proportional to the square of the running coupling constant for strong interactions, $\alpha_s^2(q^2)$, yielding the relation

$$|G| = \frac{C}{s^2 \ln^2(s/\Lambda^2)}, \quad (6)$$

where $\Lambda = 0.3$ GeV is the QCD scale parameter and C is a free parameter. In Fig. 3, BES results are compared with other experimental proton form factor results. The line is the $|G(s)|$ energy dependence obtained by fitting all measurements with Eq. 6, and the result is consistent with the pQCD prediction.

Acknowledgments

The BES collaboration thanks the staff of BEPC for their hard efforts. This work is supported in part by the National Natural Science Foundation of China under contracts Nos. 10491300, 10225524, 10225525, 10425523, the Chinese Academy of Sciences under contract No.

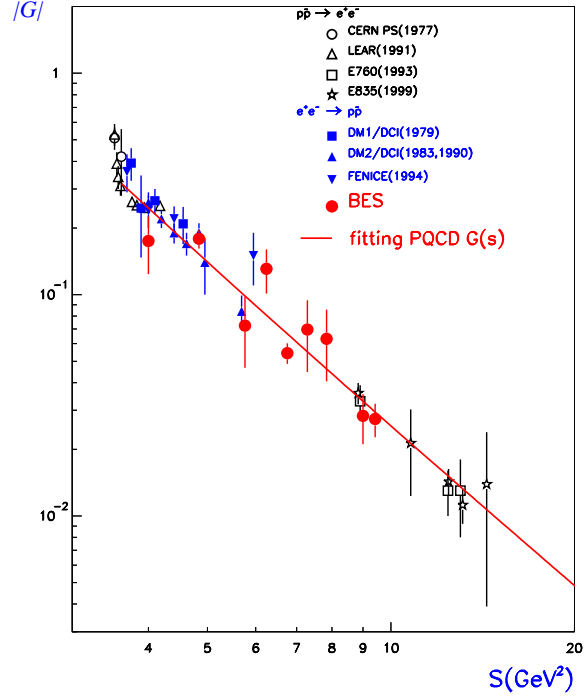


Figure 3. Form factors measured by BES and other experiments. The line shows the energy dependence of $|G(s)|$ by fitting all measurements.

REFERENCES

1. Donald H. Perkins, Introduction to High Energy Physics, Third Edition (1987) 194.
2. G. Bardin, *et al.*, Nucl. Phys. B411 (1994) 3.
3. B. Delcourt, *et al.*, Phys. Lett. B86 (1979) 395.
4. D. Bisello, *et al.*, Nucl. Phys. B224 (1983) 379.
5. A. Antonelli, *et al.*, Phys. Lett. B334 (1994) 431.
6. T. A. Armstrong, *et al.*, Phys. Rev. Lett. 70 (1993) 1212.
7. M. Ambrogiani, *et al.*, Phys. Rev. D60 (1999) 032002.
8. BES Collab., J. Z. Bai, *et al.*, Phys. Rev. Lett. 88 (2002) 101802.
9. BES Collab., J. Z. Bai, *et al.*, Nucl. Instr. Meth. A344 (1994) 319.
10. BES Collab., J. Z. Bai, *et al.*, Nucl. Instr. Meth. A458 (2001) 627.
11. H. H. Li, *et al.*, HEP&NP27 (2003) 659 (in

- Mechanics 3rd., Pergammon Press (1977) 123.
16. J. M. Wu, P. Y. Zhao, HEP&NP17 (1993) 379 (in Chinese).
 17. J. Schwinger, Particles, Sources, and Fields III, Addison-Wesley (1989) 109.
 18. G. S. Huang, *et al.*, HEP&NP25 (2001) 889 (in Chinese).
 19. G. J. Feldman and R. D. Cousins, Phys. Rev. D57 (1998) 3873.
 20. G. P. Lepage and S. J. Brodsky, Phys. Rev. Lett. 43 (1979) 545; Phys. Rev. D22 (1980) 2157.