

A Measurement of CP Violating Asymmetries in $B^0 \rightarrow f_0(980)K_s^0$ Decays

The *BABAR* Collaboration

October 7, 2018

Abstract

We present preliminary measurements of the CP -violating asymmetries in the decay $B^0 \rightarrow f_0(980)(\rightarrow \pi^+\pi^-)K_s^0$. The results are obtained from a data sample of 209×10^6 $\Upsilon(4S) \rightarrow B\bar{B}$ decays collected with the *BABAR* detector at the PEP-II asymmetric-energy B Factory at SLAC. From a time-dependent maximum-likelihood fit we measure the mixing-induced CP violation parameter $S = -0.95_{-0.23}^{+0.32} \pm 0.10$ and the direct CP violation parameter $C = -0.24 \pm 0.31 \pm 0.15$, where the first errors are statistical and the second systematic.

Submitted to the 32nd International Conference on High-Energy Physics, ICHEP 04,
16 August—22 August 2004, Beijing, China

Stanford Linear Accelerator Center, Stanford University, Stanford, CA 94309

Work supported in part by Department of Energy contract DE-AC03-76SF00515.

The BABAR Collaboration,

B. Aubert, R. Barate, D. Boutigny, F. Couderc, J.-M. Gaillard, A. Hicheur, Y. Karyotakis, J. P. Lees,
V. Tisserand, A. Zghiche

Laboratoire de Physique des Particules, F-74941 Annecy-le-Vieux, France

A. Palano, A. Pompili

Università di Bari, Dipartimento di Fisica and INFN, I-70126 Bari, Italy

J. C. Chen, N. D. Qi, G. Rong, P. Wang, Y. S. Zhu

Institute of High Energy Physics, Beijing 100039, China

G. Eigen, I. Ofte, B. Stugu

University of Bergen, Inst. of Physics, N-5007 Bergen, Norway

G. S. Abrams, A. W. Borgland, A. B. Breon, D. N. Brown, J. Button-Shafer, R. N. Cahn, E. Charles,
C. T. Day, M. S. Gill, A. V. Gritsan, Y. Groysman, R. G. Jacobsen, R. W. Kadel, J. Kadyk, L. T. Kerth,
Yu. G. Kolomensky, G. Kukartsev, G. Lynch, L. M. Mir, P. J. Oddone, T. J. Orimoto, M. Pripstein,
N. A. Roe, M. T. Ronan, V. G. Shelkov, W. A. Wenzel

Lawrence Berkeley National Laboratory and University of California, Berkeley, CA 94720, USA

M. Barrett, K. E. Ford, T. J. Harrison, A. J. Hart, C. M. Hawkes, S. E. Morgan, A. T. Watson

University of Birmingham, Birmingham, B15 2TT, United Kingdom

M. Fritsch, K. Goetzen, T. Held, H. Koch, B. Lewandowski, M. Pelizaeus, M. Steinke
Ruhr Universität Bochum, Institut für Experimentalphysik 1, D-44780 Bochum, Germany

J. T. Boyd, N. Chevalier, W. N. Cottingham, M. P. Kelly, T. E. Latham, F. F. Wilson

University of Bristol, Bristol BS8 1TL, United Kingdom

T. Cuhadar-Donszelmann, C. Hearty, N. S. Knecht, T. S. Mattison, J. A. McKenna, D. Thiessen

University of British Columbia, Vancouver, BC, Canada V6T 1Z1

A. Khan, P. Kyberd, L. Teodorescu

Brunel University, Uxbridge, Middlesex UB8 3PH, United Kingdom

A. E. Blinov, V. E. Blinov, V. P. Druzhinin, V. B. Golubev, V. N. Ivanchenko, E. A. Kravchenko,
A. P. Onuchin, S. I. Serednyakov, Yu. I. Skovpen, E. P. Solodov, A. N. Yushkov

Budker Institute of Nuclear Physics, Novosibirsk 630090, Russia

D. Best, M. Bruinsma, M. Chao, I. Eschrich, D. Kirkby, A. J. Lankford, M. Mandelkern, R. K. Mommsen,
W. Roethel, D. P. Stoker

University of California at Irvine, Irvine, CA 92697, USA

C. Buchanan, B. L. Hartfiel

University of California at Los Angeles, Los Angeles, CA 90024, USA

S. D. Foulkes, J. W. Gary, B. C. Shen, K. Wang

University of California at Riverside, Riverside, CA 92521, USA

- D. del Re, H. K. Hadavand, E. J. Hill, D. B. MacFarlane, H. P. Paar, Sh. Rahatlou, V. Sharma
University of California at San Diego, La Jolla, CA 92093, USA
- J. W. Berryhill, C. Campagnari, B. Dahmes, O. Long, A. Lu, M. A. Mazur, J. D. Richman, W. Verkerke
University of California at Santa Barbara, Santa Barbara, CA 93106, USA
- T. W. Beck, A. M. Eisner, C. A. Heusch, J. Kroseberg, W. S. Lockman, G. Nesom, T. Schalk,
B. A. Schumm, A. Seiden, P. Spradlin, D. C. Williams, M. G. Wilson
University of California at Santa Cruz, Institute for Particle Physics, Santa Cruz, CA 95064, USA
- J. Albert, E. Chen, G. P. Dubois-Felsmann, A. Dvoretzki, D. G. Hitlin, I. Narsky, T. Piatenko,
F. C. Porter, A. Ryd, A. Samuel, S. Yang
California Institute of Technology, Pasadena, CA 91125, USA
- S. Jayatileke, G. Mancinelli, B. T. Meadows, M. D. Sokoloff
University of Cincinnati, Cincinnati, OH 45221, USA
- T. Abe, F. Blanc, P. Bloom, S. Chen, W. T. Ford, U. Nauenberg, A. Olivas, P. Rankin, J. G. Smith,
J. Zhang, L. Zhang
University of Colorado, Boulder, CO 80309, USA
- A. Chen, J. L. Harton, A. Soffer, W. H. Toki, R. J. Wilson, Q. Zeng
Colorado State University, Fort Collins, CO 80523, USA
- D. Altenburg, T. Brandt, J. Brose, M. Dickopp, E. Feltresi, A. Hauke, H. M. Lacker, R. Müller-Pfefferkorn,
R. Nogowski, S. Otto, A. Petzold, J. Schubert, K. R. Schubert, R. Schwierz, B. Spaan, J. E. Sundermann
Technische Universität Dresden, Institut für Kern- und Teilchenphysik, D-01062 Dresden, Germany
- D. Bernard, G. R. Bonneaud, F. Brochard, P. Grenier, S. Schrenk, Ch. Thiebaux, G. Vasileiadis, M. Verderi
Ecole Polytechnique, LLR, F-91128 Palaiseau, France
- D. J. Bard, P. J. Clark, D. Lavin, F. Muheim, S. Playfer, Y. Xie
University of Edinburgh, Edinburgh EH9 3JZ, United Kingdom
- M. Andreotti, V. Azzolini, D. Bettoni, C. Bozzi, R. Calabrese, G. Cibinetto, E. Luppi, M. Negrini,
L. Piemontese, A. Sarti
Università di Ferrara, Dipartimento di Fisica and INFN, I-44100 Ferrara, Italy
- E. Treadwell
Florida A&M University, Tallahassee, FL 32307, USA
- F. Anulli, R. Baldini-Ferrolì, A. Calcaterra, R. de Sangro, G. Finocchiaro, P. Patteri, I. M. Peruzzi,
M. Piccolo, A. Zallo
Laboratori Nazionali di Frascati dell'INFN, I-00044 Frascati, Italy
- A. Buzzo, R. Capra, R. Contri, G. Crosetti, M. Lo Vetere, M. Macri, M. R. Monge, S. Passaggio,
C. Patrignani, E. Robutti, A. Santroni, S. Tosi
Università di Genova, Dipartimento di Fisica and INFN, I-16146 Genova, Italy
- S. Bailey, G. Brandenburg, K. S. Chaisanguanthum, M. Morii, E. Won
Harvard University, Cambridge, MA 02138, USA

R. S. Dubitzky, U. Langenegger

Universität Heidelberg, Physikalisches Institut, Philosophenweg 12, D-69120 Heidelberg, Germany

W. Bhimji, D. A. Bowerman, P. D. Dauncey, U. Egede, J. R. Gaillard, G. W. Morton, J. A. Nash,
M. B. Nikolich, G. P. Taylor

Imperial College London, London, SW7 2AZ, United Kingdom

M. J. Charles, G. J. Grenier, U. Mallik

University of Iowa, Iowa City, IA 52242, USA

J. Cochran, H. B. Crawley, J. Lamsa, W. T. Meyer, S. Prell, E. I. Rosenberg, A. E. Rubin, J. Yi

Iowa State University, Ames, IA 50011-3160, USA

M. Biasini, R. Covarelli, M. Pioppi

Università di Perugia, Dipartimento di Fisica and INFN, I-06100 Perugia, Italy

M. Davier, X. Giroux, G. Grosdidier, A. Höcker, S. Laplace, F. Le Diberder, V. Lepeltier, A. M. Lutz,
T. C. Petersen, S. Plaszczynski, M. H. Schune, L. Tantot, G. Wormser

Laboratoire de l'Accélérateur Linéaire, F-91898 Orsay, France

C. H. Cheng, D. J. Lange, M. C. Simani, D. M. Wright

Lawrence Livermore National Laboratory, Livermore, CA 94550, USA

A. J. Bevan, C. A. Chavez, J. P. Coleman, I. J. Forster, J. R. Fry, E. Gabathuler, R. Gamet,
D. E. Hutchcroft, R. J. Parry, D. J. Payne, R. J. Sloane, C. Touramanis

University of Liverpool, Liverpool L69 7ZE, United Kingdom

J. J. Back,¹ C. M. Cormack, P. F. Harrison,¹ F. Di Lodovico, G. B. Mohanty¹

Queen Mary, University of London, E1 4NS, United Kingdom

C. L. Brown, G. Cowan, R. L. Flack, H. U. Flaecher, M. G. Green, P. S. Jackson, T. R. McMahon,
S. Ricciardi, F. Salvatore, M. A. Winter

*University of London, Royal Holloway and Bedford New College, Egham, Surrey TW20 0EX,
United Kingdom*

D. Brown, C. L. Davis

University of Louisville, Louisville, KY 40292, USA

J. Allison, N. R. Barlow, R. J. Barlow, P. A. Hart, M. C. Hodgkinson, G. D. Lafferty, A. J. Lyon,
J. C. Williams

University of Manchester, Manchester M13 9PL, United Kingdom

A. Farbin, W. D. Hulsbergen, A. Jawahery, D. Kovalskyi, C. K. Lae, V. Lillard, D. A. Roberts

University of Maryland, College Park, MD 20742, USA

G. Blaylock, C. Dallapiccola, K. T. Flood, S. S. Hertzbach, R. Kofler, V. B. Koptchev, T. B. Moore,
S. Saremi, H. Staengle, S. Willocq

University of Massachusetts, Amherst, MA 01003, USA

¹Now at Department of Physics, University of Warwick, Coventry, United Kingdom

R. Cowan, G. Sciolla, S. J. Sekula, F. Taylor, R. K. Yamamoto
Massachusetts Institute of Technology, Laboratory for Nuclear Science, Cambridge, MA 02139, USA

D. J. J. Mangeol, P. M. Patel, S. H. Robertson
McGill University, Montréal, QC, Canada H3A 2T8

A. Lazzaro, V. Lombardo, F. Palombo
Università di Milano, Dipartimento di Fisica and INFN, I-20133 Milano, Italy

J. M. Bauer, L. Cremaldi, V. Eschenburg, R. Godang, R. Kroeger, J. Reidy, D. A. Sanders, D. J. Summers,
H. W. Zhao
University of Mississippi, University, MS 38677, USA

S. Brunet, D. Côté, P. Taras
Université de Montréal, Laboratoire René J. A. Lévesque, Montréal, QC, Canada H3C 3J7

H. Nicholson
Mount Holyoke College, South Hadley, MA 01075, USA

N. Cavallo,² F. Fabozzi,² C. Gatto, L. Lista, D. Monorchio, P. Paolucci, D. Piccolo, C. Sciacca
Università di Napoli Federico II, Dipartimento di Scienze Fisiche and INFN, I-80126, Napoli, Italy

M. Baak, H. Bulten, G. Raven, H. L. Snoek, L. Wilden
*NIKHEF, National Institute for Nuclear Physics and High Energy Physics, NL-1009 DB Amsterdam,
The Netherlands*

C. P. Jessop, J. M. LoSecco
University of Notre Dame, Notre Dame, IN 46556, USA

T. Allmendinger, K. K. Gan, K. Honscheid, D. Hufnagel, H. Kagan, R. Kass, T. Pulliam, A. M. Rahimi,
R. Ter-Antonyan, Q. K. Wong
Ohio State University, Columbus, OH 43210, USA

J. Brau, R. Frey, O. Igonkina, C. T. Potter, N. B. Sinev, D. Strom, E. Torrence
University of Oregon, Eugene, OR 97403, USA

F. Colecchia, A. Dorigo, F. Galeazzi, M. Margoni, M. Morandin, M. Posocco, M. Rotondo, F. Simonetto,
R. Stroili, G. Tiozzo, C. Voci
Università di Padova, Dipartimento di Fisica and INFN, I-35131 Padova, Italy

M. Benayoun, H. Briand, J. Chauveau, P. David, Ch. de la Vaissière, L. Del Buono, O. Hamon,
M. J. J. John, Ph. Leruste, J. Malcles, J. Ocariz, M. Pivk, L. Roos, S. T'Jampens, G. Therin
*Universités Paris VI et VII, Laboratoire de Physique Nucléaire et de Hautes Energies, F-75252 Paris,
France*

P. F. Manfredi, V. Re
Università di Pavia, Dipartimento di Elettronica and INFN, I-27100 Pavia, Italy

²Also with Università della Basilicata, Potenza, Italy

P. K. Behera, L. Gladney, Q. H. Guo, J. Panetta
University of Pennsylvania, Philadelphia, PA 19104, USA

C. Angelini, G. Batignani, S. Bettarini, M. Bondioli, F. Bucci, G. Calderini, M. Carpinelli, F. Forti,
M. A. Giorgi, A. Lusiani, G. Marchiori, F. Martinez-Vidal,³ M. Morganti, N. Neri, E. Paoloni, M. Rama,
G. Rizzo, F. Sandrelli, J. Walsh
Università di Pisa, Dipartimento di Fisica, Scuola Normale Superiore and INFN, I-56127 Pisa, Italy

M. Haire, D. Judd, K. Paick, D. E. Wagoner
Prairie View A&M University, Prairie View, TX 77446, USA

J. Biesiada, N. Danielson, P. Elmer, Y. P. Lau, C. Lu, V. Miftakov, J. Olsen, A. J. S. Smith, A. V. Telnov
Princeton University, Princeton, NJ 08544, USA

F. Bellini, G. Cavoto,⁴ R. Faccini, F. Ferrarotto, F. Ferroni, M. Gaspero, L. Li Gioi, M. A. Mazzoni,
S. Morganti, M. Pierini, G. Piredda, F. Safai Tehrani, C. Voena
Università di Roma La Sapienza, Dipartimento di Fisica and INFN, I-00185 Roma, Italy

S. Christ, G. Wagner, R. Waldi
Universität Rostock, D-18051 Rostock, Germany

T. Adye, N. De Groot, B. Franek, N. I. Geddes, G. P. Gopal, E. O. Olaiya
Rutherford Appleton Laboratory, Chilton, Didcot, Oxon, OX11 0QX, United Kingdom

R. Aleksan, S. Emery, A. Gaidot, S. F. Ganzhur, P.-F. Giraud, G. Hamel de Monchenault, W. Kozanecki,
M. Legendre, G. W. London, B. Mayer, G. Schott, G. Vasseur, Ch. Yèche, M. Zito
DSM/Daphnia, CEA/Saclay, F-91191 Gif-sur-Yvette, France

M. V. Purohit, A. W. Weidemann, J. R. Wilson, F. X. Yumiceva
University of South Carolina, Columbia, SC 29208, USA

D. Aston, R. Bartoldus, N. Berger, A. M. Boyarski, O. L. Buchmueller, R. Claus, M. R. Convery,
M. Cristinziani, G. De Nardo, D. Dong, J. Dorfan, D. Dujmic, W. Dunwoodie, E. E. Elsen, S. Fan,
R. C. Field, T. Glanzman, S. J. Gowdy, T. Hadig, V. Halyo, C. Hast, T. Hryn'ova, W. R. Innes,
M. H. Kelsey, P. Kim, M. L. Kocian, D. W. G. S. Leith, J. Libby, S. Luitz, V. Luth, H. L. Lynch,
H. Marsiske, R. Messner, D. R. Muller, C. P. O'Grady, V. E. Ozcan, A. Perazzo, M. Perl, S. Petrak,
B. N. Ratcliff, A. Roodman, A. A. Salnikov, R. H. Schindler, J. Schwiening, G. Simi, A. Snyder, A. Soha,
J. Stelzer, D. Su, M. K. Sullivan, J. Va'vra, S. R. Wagner, M. Weaver, A. J. R. Weinstein,
W. J. Wisniewski, M. Wittgen, D. H. Wright, A. K. Yarritu, C. C. Young
Stanford Linear Accelerator Center, Stanford, CA 94309, USA

P. R. Burchat, A. J. Edwards, T. I. Meyer, B. A. Petersen, C. Roat
Stanford University, Stanford, CA 94305-4060, USA

S. Ahmed, M. S. Alam, J. A. Ernst, M. A. Saeed, M. Saleem, F. R. Wappler
State University of New York, Albany, NY 12222, USA

³Also with IFIC, Instituto de Física Corpuscular, CSIC-Universidad de Valencia, Valencia, Spain

⁴Also with Princeton University, Princeton, USA

W. Bugg, M. Krishnamurthy, S. M. Spanier
University of Tennessee, Knoxville, TN 37996, USA

R. Eckmann, H. Kim, J. L. Ritchie, A. Satpathy, R. F. Schwitters
University of Texas at Austin, Austin, TX 78712, USA

J. M. Izen, I. Kitayama, X. C. Lou, S. Ye
University of Texas at Dallas, Richardson, TX 75083, USA

F. Bianchi, M. Bona, F. Gallo, D. Gamba
Università di Torino, Dipartimento di Fisica Sperimentale and INFN, I-10125 Torino, Italy

L. Bosisio, C. Cartaro, F. Cossutti, G. Della Ricca, S. Dittongo, S. Grancagnolo, L. Lanceri, P. Poropat,⁵
L. Vitale, G. Vuagnin
Università di Trieste, Dipartimento di Fisica and INFN, I-34127 Trieste, Italy

R. S. Panvini
Vanderbilt University, Nashville, TN 37235, USA

Sw. Banerjee, C. M. Brown, D. Fortin, P. D. Jackson, R. Kowalewski, J. M. Roney, R. J. Sobie
University of Victoria, Victoria, BC, Canada V8W 3P6

H. R. Band, B. Cheng, S. Dasu, M. Datta, A. M. Eichenbaum, M. Graham, J. J. Hollar, J. R. Johnson,
P. E. Kutter, H. Li, R. Liu, A. Mihalyi, A. K. Mohapatra, Y. Pan, R. Prepost, P. Tan, J. H. von
Wimmersperg-Toeller, J. Wu, S. L. Wu, Z. Yu
University of Wisconsin, Madison, WI 53706, USA

M. G. Greene, H. Neal
Yale University, New Haven, CT 06511, USA

⁵Deceased

1 Introduction

In the Standard Model (SM), CP violation arises from a single phase in the three-generation Cabibbo-Kobayashi-Maskawa quark-mixing matrix [1]. Possible indications of physics beyond the SM may be observed in time-dependent CP asymmetries of B decays dominated by penguin-type diagrams to states such as ϕK^0 , $\eta' K^0$, $K^+ K^- K^0$, and $f_0(980) K^0$ [2]. Neglecting CKM-suppressed amplitudes, these decays carry the same weak phase as the decay $B^0 \rightarrow J/\psi K^0$ [3]. As a consequence, their mixing-induced CP -violation parameter is expected to be $-\eta_f \times \sin 2\beta = -\eta_f \times 0.74 \pm 0.05$ [4] in the SM, where $\beta \equiv \arg[-V_{cd}V_{cb}^*/V_{td}V_{tb}^*]$ and η_f is the CP eigenvalue of the final state f , which is $+1$ for $f_0(980)K_s^0$. There is no direct CP violation expected in these decays since they are dominated by a single amplitude in the SM. Due to the large virtual masses occurring in the penguin loops, additional diagrams with non-SM heavy particles in the loops and new CP -violating phases may contribute. Measurements of CP violation in these channels and their comparisons with the SM expectation are therefore sensitive probes for physics beyond the SM.

We present the preliminary results of an update of a measurement [5] of CP -violating asymmetries in the penguin-dominated decay $B^0 \rightarrow f_0 K_s^0$ † from a time-dependent maximum-likelihood analysis. We restrict the analysis to the region of the $\pi^+ \pi^- K_s^0$ Dalitz plot that is dominated by the f_0 and we refer to this as the quasi-two-body (Q2B) approach. Effects due to the interference between the f_0 and the other resonances in the Dalitz plot are taken as systematic uncertainties.

The structure of the scalar meson f_0 has been discussed for decades and is still obscure. There were attempts to interpret it as $K\bar{K}$ molecular states [6], four-quark states [7] and normal $q\bar{q}$ states [8]. However, recent studies of $\phi \rightarrow \gamma f_0$ ($f_0 \rightarrow \gamma\gamma$) [9, 10] and $D_s^+ \rightarrow f_0 \pi^+$ [11] decays favor the $q\bar{q}$ state models. In this interpretation the flavor content of the f_0 is given by $f_0 = \cos(\phi_s) s\bar{s} + \sin(\phi_s) n\bar{n}$, with $n\bar{n} = (u\bar{u} + d\bar{d})/\sqrt{2}$. A mixing phase of $\phi_s = -48^\circ \pm 6^\circ$ has been experimentally determined from $\phi \rightarrow \gamma f_0$ decays [10]. If the assumption is true that the f_0 state has a sizable content of $s\bar{s}$, then the decay $B^0 \rightarrow f_0 K_s^0$ would be dominated by the penguin transition, $b \rightarrow s\bar{s}s$ (*cf.* Fig. 1(b)). Thus, we expect that a measurement of mixing-induced CP violation leads to $S \simeq -\sin 2\beta$, where S is the coefficient of the sine modulation term[2].

The data used in this analysis were accumulated with the *BABAR* detector [12] at the PEP-II asymmetric-energy e^+e^- storage ring at SLAC. The data sample consists of an integrated luminosity of 192 fb^{-1} collected at the $\Upsilon(4S)$ resonance (“on-resonance”) corresponding to $209 \times 10^6 B\bar{B}$ pairs, and 11.8 fb^{-1} collected about 40 MeV below the $\Upsilon(4S)$ (“off-resonance”). In Ref. [12] we describe

†Throughout the paper f_0 refer to the $f_0(980)$ and its decay to $\pi^+ \pi^-$. In addition, charge conjugate decay modes are assumed unless explicitly stated.

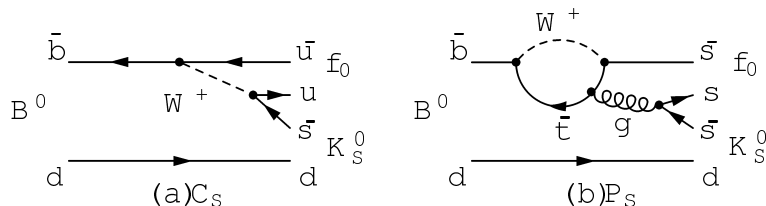


Figure 1: *The color-suppressed tree (a) and dominant gluonic penguin (b) are diagrams that could contribute to the decay $B^0 \rightarrow f_0(980)K_s^0$.*

the silicon vertex tracker and drift chamber used for track and vertex reconstruction, and the Cherenkov detector (DIRC), the electromagnetic calorimeter (EMC), and the instrumented flux return (IFR) used for particle identification.

If we denote by Δt the difference between the proper times of the decay of the fully reconstructed $B^0 \rightarrow f_0 K_S^0$ (B_{rec}^0) and the decay of the other meson (B_{tag}^0)^{||}, the time-dependent decay rate $f_{Q_{\text{tag}}}$ is given by

$$f_{Q_{\text{tag}}}(\Delta t) = \frac{e^{-|\Delta t|/\tau}}{4\tau} \left(1 + Q_{\text{tag}} S \sin(\Delta m_d \Delta t) - Q_{\text{tag}} C \cos(\Delta m_d \Delta t) \right) \quad (1)$$

where $Q_{\text{tag}} = 1(-1)$ when the tagging meson B_{tag}^0 is a $B^0(\bar{B}^0)$, τ is the mean B^0 lifetime, and Δm_d is the $B^0\bar{B}^0$ oscillation frequency corresponding to the mass difference. The parameter S is non-zero if there is mixing-induced CP violation, while a non-zero value for C would indicate direct CP violation.

2 Candidate Selection

We reconstruct $B^0 \rightarrow f_0(\rightarrow \pi^+\pi^-)K_S^0$ candidates from combinations of two tracks and a K_S^0 decaying to $\pi^+\pi^-$. For the $\pi^+\pi^-$ pair from the f_0 candidate, we use information from the tracking system, EMC, and DIRC to remove tracks consistent with electron, kaon, and proton hypotheses. In addition, we require at least one track to have a signature in the IFR that is inconsistent with the muon hypothesis. The mass of the f_0 candidate must satisfy $0.86 < m(\pi^+\pi^-) < 1.10 \text{ GeV}/c^2$. To reduce combinatorial background from low energy pions, we require $|\cos\theta(\pi^+)| < 0.9$, where $\theta(\pi^+)$ is the angle between the positive pion direction in the f_0 rest frame and the f_0 flight direction in the laboratory frame. The K_S^0 candidate is required to have a mass within $10 \text{ MeV}/c^2$ of the nominal K^0 mass [14] and a decay vertex separated from the B^0 decay vertex by at least five standard deviations. In addition, the cosine of the angle between the K_S^0 flight direction and the vector between the f_0 and the K_S^0 vertices must be greater than 0.99.

Two kinematic variables are used to discriminate between signal- B decays and combinatorial background. One variable is the difference ΔE between the measured center-of-mass (CM) energy of the B candidate and $\sqrt{s}/2$, where \sqrt{s} is the CM energy. The other variable is the beam-energy-substituted mass $m_{\text{ES}} \equiv \sqrt{(s/2 + \mathbf{p}_i \cdot \mathbf{p}_B)^2/E_i^2 - \mathbf{p}_B^2}$, where the B momentum \mathbf{p}_B and the four-momentum of the initial state (E_i, \mathbf{p}_i) are defined in the laboratory frame. We require $5.23 < m_{\text{ES}} < 5.29 \text{ GeV}/c^2$ and $|\Delta E| < 0.1 \text{ GeV}$.

Continuum $e^+e^- \rightarrow q\bar{q}$ ($q = u, d, s, c$) events are the dominant background. To enhance discrimination between signal and continuum, we use a neural network (NN) to combine four variables: the cosine of the angle between the B_{rec}^0 direction and the beam axis in the CM, the cosine of the angle between the thrust axis of the B_{rec}^0 candidate and the beam axis, and the zeroth and second angular moments $L_{0,2}$ of the energy flow about the B_{rec}^0 thrust axis. The moments are defined by $L_j = \sum_i p_i \times |\cos\theta_i|^j$, where θ_i is the angle with respect to the B_{rec}^0 thrust axis of the track or neutral cluster i , and p_i is its momentum. The sum excludes the B_{rec}^0 candidate. The thrust axis is defined as the direction that maximizes the sum of the longitudinal momenta of the B_{rec}^0 daughters. The NN is trained with off-resonance data and simulated signal events. The final sample of signal candidates is selected with a cut on the NN output > -1.5 , which retains $\sim 97\%$ and 52% of the signal and continuum, respectively.

^{||}The B_{tag}^0 is so called because its flavor is determined using the tagging algorithm of Ref. [13].

The signal efficiency determined from Monte Carlo (MC) simulation is $(38.7 \pm 0.4)\%$. MC simulation shows that 4.7% of the selected signal events are mis-reconstructed, mostly due to combinatorial background from low-momentum tracks used to form the f_0 candidate. In total, 12586 on-resonance data events pass all selection criteria.

3 Background from other B Decays

We use MC-simulated events to study the background from other B decays. The charmless decay modes are grouped into eight classes with similar kinematic and topological properties. The modes that decay to the $\pi^+\pi^-K_S^0$ final state are of particular importance since they have signal-like ΔE and m_{ES} distributions and their decay amplitudes interfere with the $f_0K_S^0$ decay amplitude. Among these modes are $\rho^0K_S^0$, $f_0(1370)K_S^0$, $f_2(1270)K_S^0$, $K^{*+}\pi^-$ (including other kaon resonances decaying to $K_S^0\pi^+$), and non-resonant $\pi^+\pi^-K_S^0$ decays. The mode $\rho^0K_S^0$ is particularly important because it has $\eta_f = -1$ and thus any $\rho^0K_S^0$ events misidentified as signal will dilute the observed CP asymmetry in our data. The inclusive charmless $\pi^+\pi^-K_S^0$ branching fraction $(23.4 \pm 3.3) \times 10^{-6}$ [4], together with the available exclusive measurements [4], are used to infer upper limits on the branching fractions of these decays. Along with selection efficiencies obtained from MC, these branching fractions are used to estimate the expected background. The charmed decays $B^0 \rightarrow D^-\pi^+ \rightarrow K_S^0\pi^-\pi^+$ and $B^+ \rightarrow \bar{D}^0\pi^+ \rightarrow K_S^0\pi^0\pi^+$ contribute significantly to the selected data sample. Each of these modes is treated as a separate class. Two additional classes account for the remaining neutral and charged $b \rightarrow c$ decays. In the selected data sample we expect 106 ± 23 charmless and 218 ± 93 $b \rightarrow c$ events.

4 Maximum-Likelihood Fit

The time difference Δt is obtained from the measured distance between the z positions (along the beam direction) of the B_{rec}^0 and B_{tag}^0 decay vertices, and the boost $\beta\gamma = 0.56$ of the e^+e^- system [13, 15]. To determine the flavor of the B_{tag}^0 we use the tagging algorithm of Ref. [13]. This produces four mutually exclusive tagging categories. We also retain untagged events in a fifth category to improve the efficiency of the signal selection.

We use an unbinned extended maximum-likelihood fit to extract the $f_0K_S^0$ event yield, the CP parameters defined in Eq. (1), and the f_0 resonance parameters. The likelihood function for the N_k candidates tagged in category k is

$$\mathcal{L}_k = e^{-N'_k} \prod_{i=1}^{N_k} \left\{ N_S \epsilon_k \left[(1 - f_{\text{MR}}^k) \mathcal{P}_{i,k}^{S-\text{CR}} + f_{\text{MR}}^k \mathcal{P}_{i,k}^{S-\text{MR}} \right] + N_{C,k} \mathcal{P}_{i,k}^C + \sum_{j=1}^{n_B} N_{B,j} \epsilon_{j,k} \mathcal{P}_{i,j,k}^B \right\} \quad (2)$$

where N'_k is the sum of the signal, continuum and the n_B B -background yields tagged in category k , N_S is the number of $f_0K_S^0$ signal events in the sample, ϵ_k is the fraction of signal events tagged in category k , f_{MR}^k is the fraction of mis-reconstructed signal events in tagging category k , $N_{C,k}$ is the number of continuum background events that are tagged in category k , and $N_{B,j} \epsilon_{j,k}$ is the number of B -background events of class j (see section 3) that are tagged in category k . The B -background event yields are fixed parameters, with the exception of the $D^-\pi^+$ yield. Since $B^0 \rightarrow D^-\pi^+$ events have a characteristic distribution in $\cos\theta(\pi^+)$, well separated from continuum and $f_0K_S^0$ events, the $D^-\pi^+$ is free to vary in the fit along with the signal and continuum yields. The total likelihood \mathcal{L} is the product of the likelihoods for each tagging category.

The probability density functions (PDFs) $\mathcal{P}_k^{S\text{-CR}}$, $\mathcal{P}_k^{S\text{-MR}}$, \mathcal{P}_k^C and $\mathcal{P}_{j,k}^B$, for correctly reconstructed signal, mis-reconstructed signal, continuum background and B -background class j , respectively, are the products of the PDFs of six discriminating variables. The correctly reconstructed signal PDF is thus given by: $\mathcal{P}_k^{S\text{-CR}} = \mathcal{P}^{S\text{-CR}}(m_{\text{ES}}) \cdot \mathcal{P}^{S\text{-CR}}(\Delta E) \cdot \mathcal{P}_k^{S\text{-CR}}(\text{NN}) \cdot \mathcal{P}^{S\text{-CR}}(|\cos\theta(\pi^+)|) \cdot \mathcal{P}^{S\text{-CR}}(m(\pi^+\pi^-)) \cdot \mathcal{P}_k^{S\text{-CR}}(\Delta t)$, where $\mathcal{P}_k^{S\text{-CR}}(\Delta t)$ contains the time-dependent CP parameters defined in Eq. (1), diluted by the effects of mis-tagging and the Δt resolution.

The fractions of mis-reconstructed signal events in each tagging category are estimated by MC simulation. The m_{ES} , ΔE , NN, $|\cos\theta(\pi^+)|$, and $m(\pi^+\pi^-)$ PDFs for signal and B background are taken from the simulation except for the means of the signal Gaussian PDFs for m_{ES} and ΔE as well as the mass and width of the f_0 , which are free to vary in the fit. We use a relativistic Breit-Wigner function to parameterize the f_0 resonance. The Δt -resolution function for signal and B -background events is a sum of three Gaussian distributions, with parameters determined by a fit to fully reconstructed B^0 decays [13]. The continuum Δt distribution is parameterized as the sum of three Gaussian distributions with two distinct means and three distinct widths, which are scaled by the Δt per-event error. For the B -background modes that are CP eigenstates, the parameters C and S are fixed to 0 and $\pm \sin 2\beta$, respectively, depending on their CP eigenvalues. For continuum, four tag asymmetries and the five yields $N_{C,k}$ are free. The signal yield, S , C , and the f_0 mass and width are among the 41 parameters that are free to vary in the fit. The majority of the free parameters are used to describe the shape of the continuum background.

5 Systematic Errors

The contributions to the systematic error on the signal parameters are summarized in Table 1. To estimate the errors due to the fit procedure, we perform fits on a large number of MC samples with the proportions of signal, continuum and B -background events measured from data. Biases of a few percent observed in these fits are due to imperfections in the likelihood model such as neglected correlations between the discriminating variables of the signal and B -background PDFs and are assigned as a systematic uncertainty of the fit procedure. The error due to the fit procedure includes these biases added in quadrature with their statistical errors. The expected event yields from the B -background modes are varied according to the uncertainties in the measured or estimated branching fractions. Since B -background modes may exhibit CP violation, the corresponding CP parameters are varied within their physical ranges. We vary the parameters of the Δt model and tagging fractions incoherently within their errors and assign the observed changes, summed in quadrature, as a systematic error. The uncertainties due to the simulated signal PDFs are obtained from a

Table 1: Summary of systematic uncertainties.

Error Source	S	C
Fitting Procedure	0.06	0.10
B -background	0.04	0.08
Δt Model	0.01	0.01
Tagging	0.02	0.01
Signal Model	0.02	0.02
DCS Decays	0.01	0.04
Δm_d and τ	0.00	0.01
Q2B Approximation	0.04	0.07
Sub-total	0.10	0.15

control sample of fully reconstructed $B^0 \rightarrow D^-(\rightarrow K_S^0 \pi^-) \pi^+$ decays. The systematic errors due to interference between the doubly-Cabibbo-suppressed (DCS) $\bar{b} \rightarrow \bar{u}c\bar{d}$ amplitude with the Cabibbo-favored $\bar{b} \rightarrow \bar{c}u\bar{d}$ amplitude for tag-side B decays have been estimated from simulation by varying freely all relevant strong phases [16]. The errors associated with Δm_d and τ are estimated by varying these parameters within the errors on the world average [14].

The systematic error introduced in the Q2B approximation by ignoring interference effects between the f_0 and the other resonances in the Dalitz plot is estimated from simulation by varying freely all relative strong phases and taking the largest observed change in each parameter as the error. Eleven resonances are used in this study including the three lowest lying ρ resonances, $f_0(980)$, $f_0(1370)$, $f_2(1270)$, and the $K^{*\pm}$ and higher kaon states. In addition, a non-resonant component is allowed. The proportion of each contribution is estimated using known exclusive measurements and the inclusive $\pi^+ \pi^- K_S^0$ rate. The systematic effects due to interference are small compared with the statistical error for S and C .

6 Fit Results

The maximum-likelihood fit results in the CP -violation parameters:

$$\begin{aligned} S &= -0.95_{-0.23}^{+0.32} \pm 0.10, \\ C &= -0.24 \pm 0.31 \pm 0.15, \end{aligned}$$

where the first errors are statistical and the second are systematic. The improvement in the error with respect to the previous result ($127 \times 10^6 \Upsilon(4S) \rightarrow B\bar{B}$ decays, $\sigma_{\text{stat}}(S) = {}_{-0.51}^{+0.56}$) is due mainly to the increased luminosity, but is due also to one event with large signal probability and to the proximity of the measured S and the physical limit ($|S| \leq 1$). We find an $f_0 K_S^0$ event yield of 152.4 ± 18.5 which is consistent with the previously measured branching fraction [5].

Figure 2 shows distributions of ΔE , m_{ES} , $|\cos \theta(\pi^+)|$ and $m(\pi^+ \pi^-)$, that are enhanced in signal content by cuts on the signal-to-continuum likelihood ratios of the other discriminating variables. The time-dependent distributions and asymmetry $A_{B^0/\bar{B}^0} = (N_{B^0} - N_{\bar{B}^0}) / (N_{B^0} + N_{\bar{B}^0})$ in the tagged events are presented in Fig. 3.

We validated the stability of the nominal fit by testing different fit configurations where each configuration had a discriminating variable removed. As another cross-check, we allow the B^0 lifetime, τ_{B^0} , to vary. We find $\tau_{B^0} = (1.52 \pm 0.22)$ ps, in agreement with the world average $\tau_{B^0} = (1.536 \pm 0.014)$ ps [4], and the remaining free parameters are consistent with the nominal fit.

7 Summary

In summary, we have presented an updated preliminary measurement of the CP -violating asymmetries in $B^0 \rightarrow f_0(980)(\rightarrow \pi^+ \pi^-) K_S^0$ decays. Our results for S and C are consistent with the Standard Model. The hypothesis of no mixing-induced CP violation is excluded at the 2.3σ level.

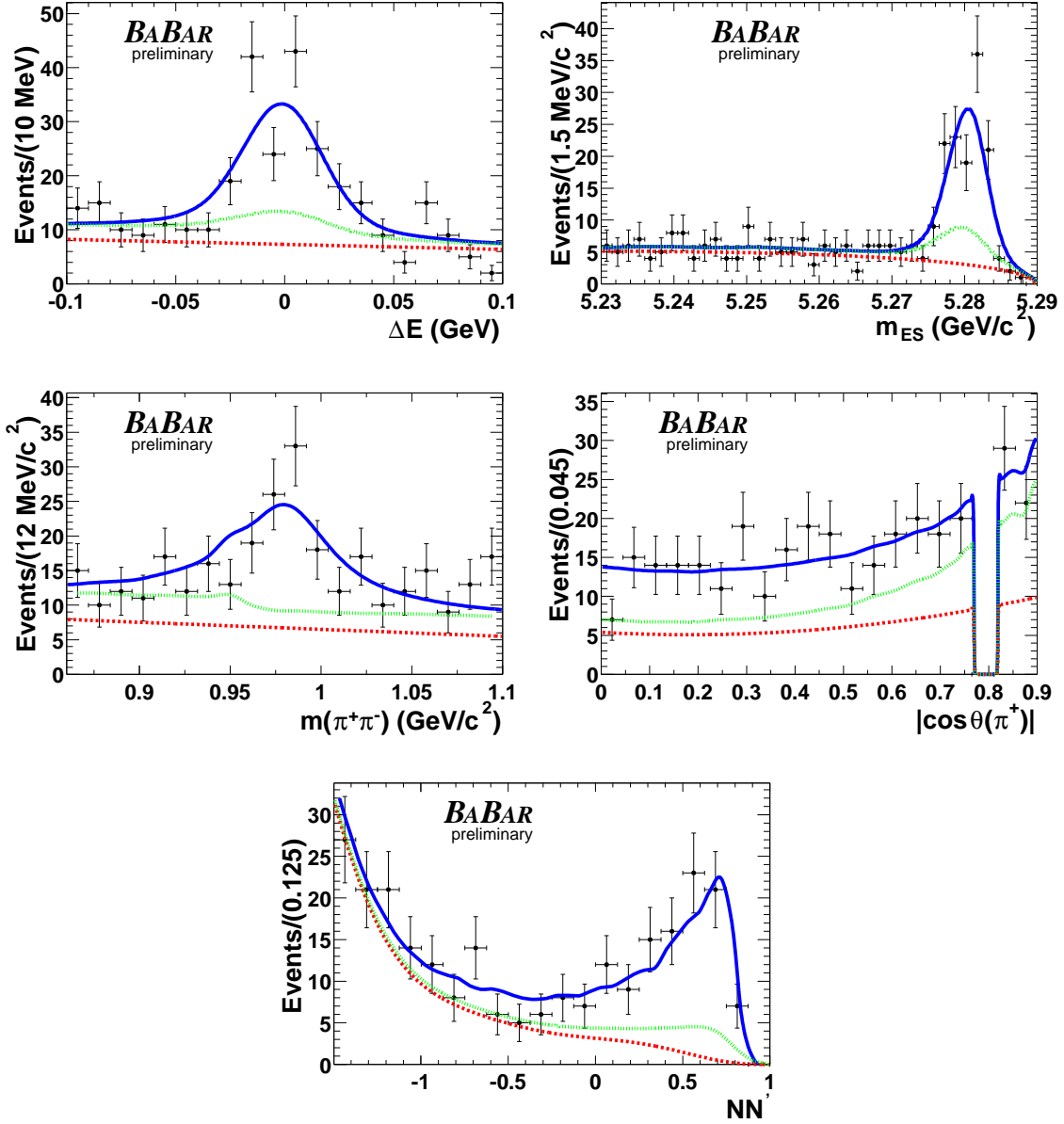


Figure 2: Distributions of (clockwise from top left) ΔE , m_{ES} , $|\cos\theta(\pi^+)|$, $m(\pi^+\pi^-)$ and the NN output for samples enhanced in $f_0K_S^0$ signal (purity is $\sim 45\%$.) The solid curve represents a projection of the maximum-likelihood fit result. The dashed curve represents the contribution from continuum events, and the dotted line (middle) indicates the combined contributions from continuum events and B backgrounds. For presentation purposes, the region $0.765 < |\cos\theta(\pi^+)| < 0.81$ has been removed to suppress the contribution from $D^-\pi^+$ events.

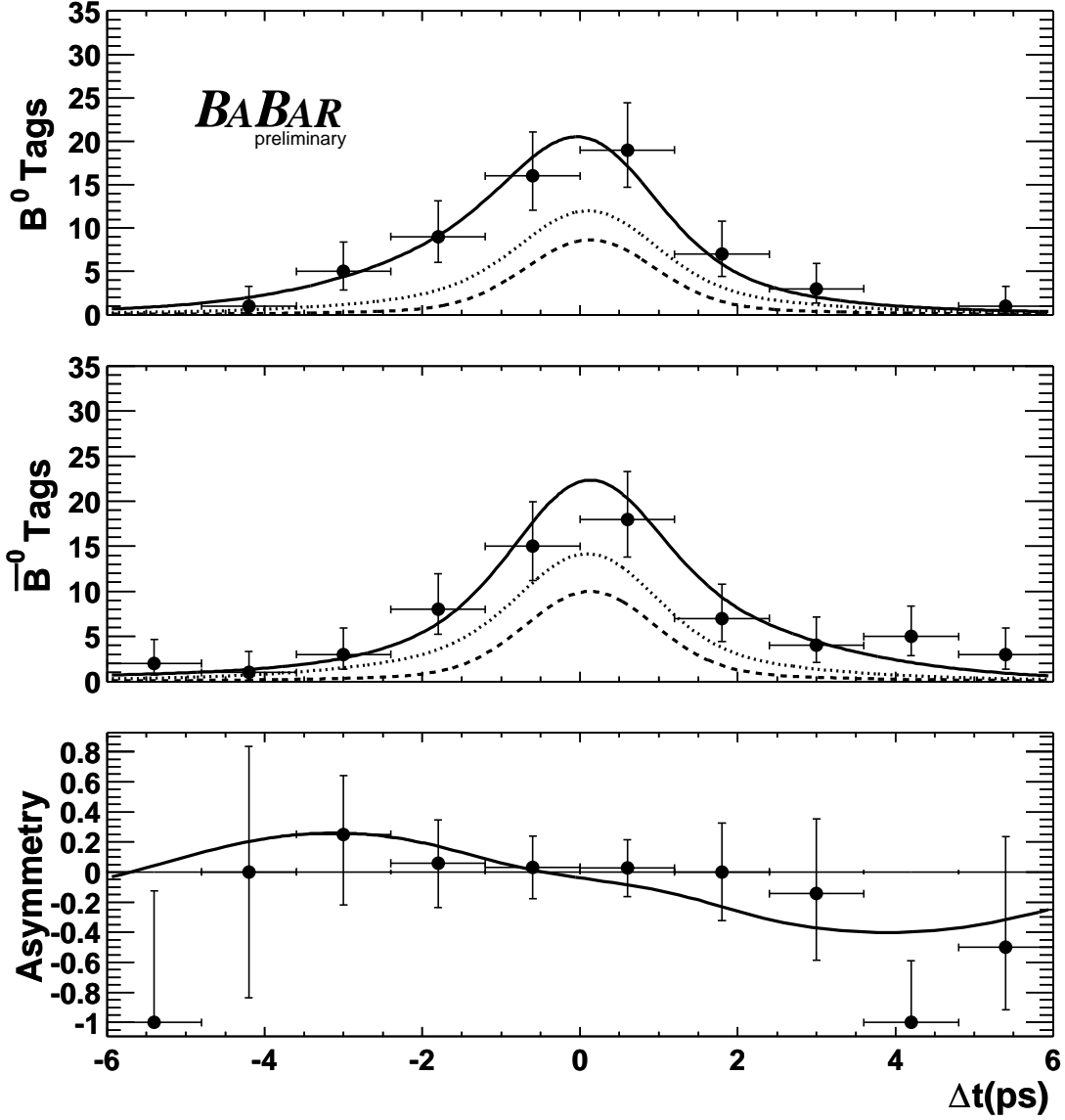


Figure 3: The signal enhanced time distributions tagged as B_{tag}^0 (top) and \bar{B}_{tag}^0 (middle), and the asymmetry, A_{B^0/\bar{B}^0} (bottom). The solid curve is a projection of the fit result. The dashed line is the distribution for continuum background and the dotted line is the total B - and continuum-background contribution.

8 Acknowledgments

We are grateful for the extraordinary contributions of our PEP-II colleagues in achieving the excellent luminosity and machine conditions that have made this work possible. The success of this project also relies critically on the expertise and dedication of the computing organizations that support *BABAR*. The collaborating institutions wish to thank SLAC for its support and the kind hospitality extended to them. This work is supported by the US Department of Energy and National Science Foundation, the Natural Sciences and Engineering Research Council (Canada), Institute of High Energy Physics (China), the Commissariat à l’Energie Atomique and Institut National de Physique Nucléaire et de Physique des Particules (France), the Bundesministerium für Bildung und Forschung and Deutsche Forschungsgemeinschaft (Germany), the Istituto Nazionale di Fisica Nucleare (Italy), the Foundation for Fundamental Research on Matter (The Netherlands), the Research Council of Norway, the Ministry of Science and Technology of the Russian Federation, and the Particle Physics and Astronomy Research Council (United Kingdom). Individuals have received support from CONACyT (Mexico), the A. P. Sloan Foundation, the Research Corporation, and the Alexander von Humboldt Foundation.

References

- [1] N. Cabibbo, Phys. Rev. Lett. **10**, 531 (1963); M. Kobayashi and T. Maskawa, Prog. Theor. Phys. **49**, 652 (1973).
- [2] Y. Grossman and M. P. Worah, Phys. Lett. B **395**, 241 (1997); M. Ciuchini *et al.*, Phys. Rev. Lett. **79**, 978 (1997); D. London and A. Soni, Phys. Lett. B **407**, 61 (1997).
- [3] R. Fleischer, Z. Phys. C **62**, 81 (1994); Y. Grossman, Z. Ligeti, Y. Nir and H. Quinn, Phys. Rev. D **68**, 015004 (2003).
- [4] The Heavy Flavor Averaging Group (HFAG), J. Alexander *et al.*, <http://www.slac.stanford.edu/xorg/hfag/>
- [5] *BABAR* Collaboration, B. Aubert *et al.*, hep-ex/0406040 (2004).
- [6] J. Weinstein and N. Isgur, Phys. Rev. Lett. **48**, 659 (1982); Phys. Rev. **D27**, 583 (1983); Phys. Rev. **D41**, 2236 (1990); M.P. Locher *et al.*, Eur. Phys. J. **C4** 317 (1998).
- [7] R.J. Jaffe, Phys. Rev. **D15**, 267 (1997); M. Alford and R.J. Jaffe, Nucl. Phys. **B578**, 367 (2000).
- [8] N.A. Torinqvist, Phys. Rev. Lett. **49**, 624 (1982); N.A. Tornquits and M. Roos, Phys. Rev. Lett. **76**, 1575 (1996).
- [9] F. De Fazio and M.R. Pennington, Phys. Lett. **B521**, 15 (2001); R. Delborgo, D. Liu and M.D. Scadron, Phys. Lett. **B446**, 332 (1999); T.M. Aliev *et al.*, Phys. Lett. **B527**, 193 (2002).
- [10] A.V. Anisovich, V.V. Anisovich and V.A. Nikonov, hep-ph/0011191 (2000)
- [11] F. Kleefeld *et al.*, Phys. Rev. **D66**, 034007 (2002); E. van Beveren, G. Rupp and M.D. Scadron, Phys. Lett. **B495**, 300 (2000); A. Deandrea *et al.*, Phys. Lett. **B502**, 79 (2001).

- [12] *BABAR* Collaboration, B. Aubert *et al.*, Nucl. Instrum. Methods Phys. Res., Sect. A **479**, 1 (2002).
- [13] *BABAR* Collaboration, B. Aubert *et al.*, Phys. Rev. D**66**, 032003 (2002).
- [14] Particle Data Group, K. Hagiwara *et al.*, Phys. Rev. D **66**, 010001 (2002).
- [15] *BABAR* Collaboration, B. Aubert *et al.*, Phys. Rev. Lett. **89**, 281802 (2002).
- [16] O. Long and M. Baak, R.N. Cahn, D. Kirkby, Phys. Rev. D **68**, 034010 (2003).
- [17] E791 Collaboration, E.M. Aitala *et al.*, Phys. Rev. Lett. **86**, 765 (2001).