

# Observation of the Decay $B^0 \rightarrow \rho^+ \rho^-$ and Measurement of the Branching Fraction and Polarization

The *BABAR* Collaboration

August 8, 2003

## Abstract

We have observed the rare decay  $B^0 \rightarrow \rho^+ \rho^-$  in a sample of 89 million  $B\bar{B}$  pairs recorded with the *BABAR* detector. We measure the branching fraction  $\mathcal{B}(B^0 \rightarrow \rho^+ \rho^-) = (27_{-6}^{+7+5}) \times 10^{-6}$  and determine the longitudinal polarization fraction  $\Gamma_L/\Gamma = 0.99_{-0.07}^{+0.01} \pm 0.03$ .

Contributed to the XXI<sup>st</sup> International Symposium on Lepton and Photon Interactions at  
High Energies, 8/11 — 8/16/2003, Fermilab, Illinois USA

---

*Stanford Linear Accelerator Center, Stanford University, Stanford, CA 94309*

Work supported in part by Department of Energy contract DE-AC03-76SF00515.

The BABAR Collaboration,

B. Aubert, R. Barate, D. Boutigny, J.-M. Gaillard, A. Hicheur, Y. Karyotakis, J. P. Lees, P. Robbe,  
V. Tisserand, A. Zghiche

*Laboratoire de Physique des Particules, F-74941 Annecy-le-Vieux, France*

A. Palano, A. Pompili

*Università di Bari, Dipartimento di Fisica and INFN, I-70126 Bari, Italy*

J. C. Chen, N. D. Qi, G. Rong, P. Wang, Y. S. Zhu

*Institute of High Energy Physics, Beijing 100039, China*

G. Eigen, I. Ofte, B. Stugu

*University of Bergen, Inst. of Physics, N-5007 Bergen, Norway*

G. S. Abrams, A. W. Borgland, A. B. Breon, D. N. Brown, J. Button-Shafer, R. N. Cahn, E. Charles,  
C. T. Day, M. S. Gill, A. V. Gritsan, Y. Groysman, R. G. Jacobsen, R. W. Kadel, J. Kadyk, L. T. Kerth,  
Yu. G. Kolomensky, J. F. Kral, G. Kukartsev, C. LeClerc, M. E. Levi, G. Lynch, L. M. Mir, P. J. Oddone,  
T. J. Orimoto, M. Pripstein, N. A. Roe, A. Romosan, M. T. Ronan, V. G. Shelkov, A. V. Telnov,  
W. A. Wenzel

*Lawrence Berkeley National Laboratory and University of California, Berkeley, CA 94720, USA*

K. Ford, T. J. Harrison, C. M. Hawkes, D. J. Knowles, S. E. Morgan, R. C. Penny, A. T. Watson,  
N. K. Watson

*University of Birmingham, Birmingham, B15 2TT, United Kingdom*

T. Held, K. Goetzen, H. Koch, B. Lewandowski, M. Pelizaeus, K. Peters, H. Schmuecker, M. Steinke  
*Ruhr Universität Bochum, Institut für Experimentalphysik 1, D-44780 Bochum, Germany*

N. R. Barlow, J. T. Boyd, N. Chevalier, W. N. Cottingham, M. P. Kelly, T. E. Latham, C. Mackay,  
F. F. Wilson

*University of Bristol, Bristol BS8 1TL, United Kingdom*

K. Abe, T. Cuhadar-Donszelmann, C. Hearty, T. S. Mattison, J. A. McKenna, D. Thiessen

*University of British Columbia, Vancouver, BC, Canada V6T 1Z1*

P. Kyberd, A. K. McKemey

*Brunel University, Uxbridge, Middlesex UB8 3PH, United Kingdom*

V. E. Blinov, A. D. Bukin, V. B. Golubev, V. N. Ivanchenko, E. A. Kravchenko, A. P. Onuchin,  
S. I. Serebnyakov, Yu. I. Skovpen, E. P. Solodov, A. N. Yushkov

*Budker Institute of Nuclear Physics, Novosibirsk 630090, Russia*

D. Best, M. Bruinsma, M. Chao, D. Kirkby, A. J. Lankford, M. Mandelkern, R. K. Mommsen, W. Roethel,  
D. P. Stoker

*University of California at Irvine, Irvine, CA 92697, USA*

C. Buchanan, B. L. Hartfiel

*University of California at Los Angeles, Los Angeles, CA 90024, USA*

B. C. Shen

*University of California at Riverside, Riverside, CA 92521, USA*

D. del Re, H. K. Hadavand, E. J. Hill, D. B. MacFarlane, H. P. Paar, Sh. Rahatlou, V. Sharma

*University of California at San Diego, La Jolla, CA 92093, USA*

J. W. Berryhill, C. Campagnari, B. Dahmes, N. Kuznetsova, S. L. Levy, O. Long, A. Lu, M. A. Mazur,  
J. D. Richman, W. Verkerke

*University of California at Santa Barbara, Santa Barbara, CA 93106, USA*

T. W. Beck, J. Beringer, A. M. Eisner, C. A. Heusch, W. S. Lockman, T. Schalk, R. E. Schmitz,  
B. A. Schumm, A. Seiden, M. Turri, W. Walkowiak, D. C. Williams, M. G. Wilson

*University of California at Santa Cruz, Institute for Particle Physics, Santa Cruz, CA 95064, USA*

J. Albert, E. Chen, G. P. Dubois-Felsmann, A. Dvoretzkii, D. G. Hitlin, I. Narsky, F. C. Porter, A. Ryd,  
A. Samuel, S. Yang

*California Institute of Technology, Pasadena, CA 91125, USA*

S. Jayatileke, G. Mancinelli, B. T. Meadows, M. D. Sokoloff

*University of Cincinnati, Cincinnati, OH 45221, USA*

T. Abe, F. Blanc, P. Bloom, S. Chen, P. J. Clark, W. T. Ford, U. Nauenberg, A. Olivas, P. Rankin, J. Roy,  
J. G. Smith, W. C. van Hoek, L. Zhang

*University of Colorado, Boulder, CO 80309, USA*

J. L. Harton, T. Hu, A. Soffer, W. H. Toki, R. J. Wilson, J. Zhang

*Colorado State University, Fort Collins, CO 80523, USA*

D. Altenburg, T. Brandt, J. Brose, T. Colberg, M. Dickopp, R. S. Dubitzky, A. Hauke, H. M. Lacker,  
E. Maly, R. Müller-Pfefferkorn, R. Nogowski, S. Otto, J. Schubert, K. R. Schubert, R. Schwierz, B. Spaan,  
L. Wilden

*Technische Universität Dresden, Institut für Kern- und Teilchenphysik, D-01062 Dresden, Germany*

D. Bernard, G. R. Bonneaud, F. Brochard, J. Cohen-Tanugi, P. Grenier, Ch. Thiebaux, G. Vasileiadis,  
M. Verderi

*Ecole Polytechnique, LLR, F-91128 Palaiseau, France*

A. Khan, D. Lavin, F. Muheim, S. Playfer, J. E. Swain

*University of Edinburgh, Edinburgh EH9 3JZ, United Kingdom*

M. Andreotti, V. Azzolini, D. Bettoni, C. Bozzi, R. Calabrese, G. Cibinetto, E. Luppi, M. Negrini,  
L. Piemontese, A. Sarti

*Università di Ferrara, Dipartimento di Fisica and INFN, I-44100 Ferrara, Italy*

E. Treadwell

*Florida A&M University, Tallahassee, FL 32307, USA*

F. Anulli,<sup>1</sup> R. Baldini-Ferrolì, M. Biasini,<sup>1</sup> A. Calcaterra, R. de Sangro, D. Falciari, G. Finocchiaro,  
P. Patteri, I. M. Peruzzi,<sup>1</sup> M. Piccolo, M. Pioppi,<sup>1</sup> A. Zallo

*Laboratori Nazionali di Frascati dell'INFN, I-00044 Frascati, Italy*

---

<sup>1</sup>Also with Università di Perugia, Perugia, Italy

A. Buzzo, R. Capra, R. Contri, G. Crosetti, M. Lo Vetere, M. Macri, M. R. Monge, S. Passaggio,  
C. Patrignani, E. Robutti, A. Santroni, S. Tosi

*Università di Genova, Dipartimento di Fisica and INFN, I-16146 Genova, Italy*

S. Bailey, M. Morii, E. Won

*Harvard University, Cambridge, MA 02138, USA*

W. Bhimji, D. A. Bowerman, P. D. Dauncey, U. Egede, I. Eschrich, J. R. Gaillard, G. W. Morton,  
J. A. Nash, P. Sanders, G. P. Taylor

*Imperial College London, London, SW7 2BW, United Kingdom*

G. J. Grenier, S.-J. Lee, U. Mallik

*University of Iowa, Iowa City, IA 52242, USA*

J. Cochran, H. B. Crawley, J. Lamsa, W. T. Meyer, S. Prell, E. I. Rosenberg, J. Yi

*Iowa State University, Ames, IA 50011-3160, USA*

M. Davier, G. Grosdidier, A. Höcker, S. Laplace, F. Le Diberder, V. Lepeltier, A. M. Lutz, T. C. Petersen,  
S. Plaszczynski, M. H. Schune, L. Tantot, G. Wormser

*Laboratoire de l'Accélérateur Linéaire, F-91898 Orsay, France*

V. Brigljević, C. H. Cheng, D. J. Lange, D. M. Wright

*Lawrence Livermore National Laboratory, Livermore, CA 94550, USA*

A. J. Bevan, J. P. Coleman, J. R. Fry, E. Gabathuler, R. Gamet, M. Kay, R. J. Parry, D. J. Payne,  
R. J. Sloane, C. Touramanis

*University of Liverpool, Liverpool L69 3BX, United Kingdom*

J. J. Back, P. F. Harrison, H. W. Shorthouse, P. Strother, P. B. Vidal

*Queen Mary, University of London, E1 4NS, United Kingdom*

C. L. Brown, G. Cowan, R. L. Flack, H. U. Flaecher, S. George, M. G. Green, A. Kurup, C. E. Marker,  
T. R. McMahon, S. Ricciardi, F. Salvatore, G. Vaitsas, M. A. Winter

*University of London, Royal Holloway and Bedford New College, Egham, Surrey TW20 0EX, United Kingdom*

D. Brown, C. L. Davis

*University of Louisville, Louisville, KY 40292, USA*

J. Allison, R. J. Barlow, A. C. Forti, P. A. Hart, M. C. Hodgkinson, F. Jackson, G. D. Lafferty, A. J. Lyon,  
J. H. Weatherall, J. C. Williams

*University of Manchester, Manchester M13 9PL, United Kingdom*

A. Farbin, A. Jawahery, D. Kovalskyi, C. K. Lae, V. Lillard, D. A. Roberts

*University of Maryland, College Park, MD 20742, USA*

G. Blaylock, C. Dallapiccola, K. T. Flood, S. S. Hertzbach, R. Kofler, V. B. Koptchev, T. B. Moore,  
S. Saremi, H. Staengle, S. Willocq

*University of Massachusetts, Amherst, MA 01003, USA*

R. Cowan, G. Sciolla, F. Taylor, R. K. Yamamoto  
*Massachusetts Institute of Technology, Laboratory for Nuclear Science, Cambridge, MA 02139, USA*

D. J. J. Mangeol, P. M. Patel  
*McGill University, Montréal, QC, Canada H3A 2T8*

A. Lazzaro, F. Palombo  
*Università di Milano, Dipartimento di Fisica and INFN, I-20133 Milano, Italy*

J. M. Bauer, L. Cremaldi, V. Eschenburg, R. Godang, R. Kroeger, J. Reidy, D. A. Sanders, D. J. Summers,  
H. W. Zhao  
*University of Mississippi, University, MS 38677, USA*

S. Brunet, D. Cote-Ahern, C. Hast, P. Taras  
*Université de Montréal, Laboratoire René J. A. Lévesque, Montréal, QC, Canada H3C 3J7*

H. Nicholson  
*Mount Holyoke College, South Hadley, MA 01075, USA*

C. Cartaro, N. Cavallo,<sup>2</sup> G. De Nardo, F. Fabozzi,<sup>2</sup> C. Gatto, L. Lista, P. Paolucci, D. Piccolo, C. Sciacca  
*Università di Napoli Federico II, Dipartimento di Scienze Fisiche and INFN, I-80126, Napoli, Italy*

M. A. Baak, G. Raven  
*NIKHEF, National Institute for Nuclear Physics and High Energy Physics, NL-1009 DB Amsterdam, The  
Net herlands*

J. M. LoSecco  
*University of Notre Dame, Notre Dame, IN 46556, USA*

T. A. Gabriel  
*Oak Ridge National Laboratory, Oak Ridge, TN 37831, USA*

B. Brau, K. K. Gan, K. Honscheid, D. Hufnagel, H. Kagan, R. Kass, T. Pulliam, Q. K. Wong  
*Ohio State University, Columbus, OH 43210, USA*

J. Brau, R. Frey, C. T. Potter, N. B. Sinev, D. Strom, E. Torrence  
*University of Oregon, Eugene, OR 97403, USA*

F. Colecchia, A. Dorigo, F. Galeazzi, M. Margoni, M. Morandin, M. Posocco, M. Rotondo, F. Simonetto,  
R. Stroili, G. Tiozzo, C. Voci  
*Università di Padova, Dipartimento di Fisica and INFN, I-35131 Padova, Italy*

M. Benayoun, H. Briand, J. Chauveau, P. David, Ch. de la Vaissière, L. Del Buono, O. Hamon,  
M. J. J. John, Ph. Leruste, J. Ocariz, M. Pivk, L. Roos, J. Stark, S. T'Jampens, G. Therin  
*Universités Paris VI et VII, Lab de Physique Nucléaire H. E., F-75252 Paris, France*

P. F. Manfredi, V. Re  
*Università di Pavia, Dipartimento di Elettronica and INFN, I-27100 Pavia, Italy*

---

<sup>2</sup>Also with Università della Basilicata, Potenza, Italy

P. K. Behera, L. Gladney, Q. H. Guo, J. Panetta  
*University of Pennsylvania, Philadelphia, PA 19104, USA*

C. Angelini, G. Batignani, S. Bettarini, M. Bondioli, F. Bucci, G. Calderini, M. Carpinelli, V. Del Gamba,  
F. Forti, M. A. Giorgi, A. Lusiani, G. Marchiori, F. Martinez-Vidal,<sup>3</sup> M. Morganti, N. Neri, E. Paoloni,  
M. Rama, G. Rizzo, F. Sandrelli, J. Walsh  
*Università di Pisa, Dipartimento di Fisica, Scuola Normale Superiore and INFN, I-56127 Pisa, Italy*

M. Haire, D. Judd, K. Paick, D. E. Wagoner  
*Prairie View A&M University, Prairie View, TX 77446, USA*

N. Danielson, P. Elmer, C. Lu, V. Miftakov, J. Olsen, A. J. S. Smith, H. A. Tanaka E. W. Varnes  
*Princeton University, Princeton, NJ 08544, USA*

F. Bellini, G. Cavoto,<sup>4</sup> R. Faccini,<sup>5</sup> F. Ferrarotto, F. Ferroni, M. Gaspero, M. A. Mazzoni, S. Morganti,  
M. Pierini, G. Piredda, F. Safai Tehrani, C. Voena  
*Università di Roma La Sapienza, Dipartimento di Fisica and INFN, I-00185 Roma, Italy*

S. Christ, G. Wagner, R. Walldi  
*Universität Rostock, D-18051 Rostock, Germany*

T. Adye, N. De Groot, B. Franek, N. I. Geddes, G. P. Gopal, E. O. Olaiya, S. M. Xella  
*Rutherford Appleton Laboratory, Chilton, Didcot, Oxon, OX11 0QX, United Kingdom*

R. Aleksan, S. Emery, A. Gaidot, S. F. Ganzhur, P.-F. Giraud, G. Hamel de Monchenault, W. Kozanecki,  
M. Langer, M. Legendre, G. W. London, B. Mayer, G. Schott, G. Vasseur, M. Zito  
*DSM/Daphnia, CEA/Saclay, F-91191 Gif-sur-Yvette, France*

M. V. Purohit, A. W. Weidemann, F. X. Yumiceva  
*University of South Carolina, Columbia, SC 29208, USA*

D. Aston, R. Bartoldus, N. Berger, A. M. Boyarski, O. L. Buchmueller, M. R. Convery, D. P. Coupal,  
D. Dong, J. Dorfan, D. Dujmic, W. Dunwoodie, R. C. Field, T. Glanzman, S. J. Gowdy, E. Grauges-Pous,  
T. Hadig, V. Halyo, T. Hryn'ova, W. R. Innes, C. P. Jessop, M. H. Kelsey, P. Kim, M. L. Kocian,  
U. Langenegger, D. W. G. S. Leith, S. Luitz, V. Luth, H. L. Lynch, H. Marsiske, R. Messner, D. R. Muller,  
C. P. O'Grady, V. E. Ozcan, A. Perazzo, M. Perl, S. Petrak, B. N. Ratcliff, S. H. Robertson, A. Roodman,  
A. A. Salnikov, R. H. Schindler, J. Schwiening, G. Simi, A. Snyder, A. Soha, J. Stelzer, D. Su,  
M. K. Sullivan, J. Va'vra, S. R. Wagner, M. Weaver, A. J. R. Weinstein, W. J. Wisniewski, D. H. Wright,  
C. C. Young

*Stanford Linear Accelerator Center, Stanford, CA 94309, USA*

P. R. Burchat, A. J. Edwards, T. I. Meyer, B. A. Petersen, C. Roat  
*Stanford University, Stanford, CA 94305-4060, USA*

S. Ahmed, M. S. Alam, J. A. Ernst, M. Saleem, F. R. Wappler  
*State Univ. of New York, Albany, NY 12222, USA*

---

<sup>3</sup>Also with IFIC, Instituto de Física Corpuscular, CSIC-Universidad de Valencia, Valencia, Spain

<sup>4</sup>Also with Princeton University

<sup>5</sup>Also with University of California at San Diego

W. Bugg, M. Krishnamurthy, S. M. Spanier  
*University of Tennessee, Knoxville, TN 37996, USA*

R. Eckmann, H. Kim, J. L. Ritchie, R. F. Schwitters  
*University of Texas at Austin, Austin, TX 78712, USA*

J. M. Izen, I. Kitayama, X. C. Lou, S. Ye  
*University of Texas at Dallas, Richardson, TX 75083, USA*

F. Bianchi, M. Bona, F. Gallo, D. Gamba  
*Università di Torino, Dipartimento di Fisica Sperimentale and INFN, I-10125 Torino, Italy*

C. Borean, L. Bosisio, G. Della Ricca, S. Dittongo, S. Grancagnolo, L. Lanceri, P. Poropat,<sup>6</sup> L. Vitale,  
G. Vuagnin  
*Università di Trieste, Dipartimento di Fisica and INFN, I-34127 Trieste, Italy*

R. S. Panvini  
*Vanderbilt University, Nashville, TN 37235, USA*

Sw. Banerjee, C. M. Brown, D. Fortin, P. D. Jackson, R. Kowalewski, J. M. Roney  
*University of Victoria, Victoria, BC, Canada V8W 3P6*

H. R. Band, S. Dasu, M. Datta, A. M. Eichenbaum, J. R. Johnson, P. E. Kutter, H. Li, R. Liu,  
F. Di Lodovico, A. Mihalyi, A. K. Mohapatra, Y. Pan, R. Prepost, S. J. Sekula, J. H. von  
Wimmersperg-Toeller, J. Wu, S. L. Wu, Z. Yu  
*University of Wisconsin, Madison, WI 53706, USA*

H. Neal  
*Yale University, New Haven, CT 06511, USA*

---

<sup>6</sup>Deceased

# 1 INTRODUCTION

Charmless  $B$  meson decays provide an opportunity to measure the weak-interaction phases arising from the elements of the Cabibbo-Kobayashi-Maskawa (CKM) quark-mixing matrix [1]. There has been increasing interest in the study of  $B \rightarrow \pi\pi$  and  $\rho\pi$  decays where the time-dependent  $CP$ -violating asymmetries are related to CKM angle  $\alpha \equiv \arg[-V_{td}V_{tb}^*/V_{ud}V_{ub}^*]$  and interference between the tree and penguin amplitudes could give rise to direct- $CP$  violation. The decay<sup>7</sup>  $B^0 \rightarrow \rho^+\rho^-$  is another promising mode for  $CP$  violation studies and constraints on the angle  $\alpha$ . The angular correlations in this decay to two vector particles introduce additional complications in the analysis, but the measurement of the magnitudes or phases of the helicity amplitudes will provide better understanding of the decay models [2, 3, 4].

The decay  $B^0 \rightarrow \rho^+\rho^-$  is expected to proceed through tree-level  $b \rightarrow u$  transitions and CKM-suppressed  $b \rightarrow d$  penguins as illustrated in Fig. 1. The presence of penguins and both  $CP$ -even

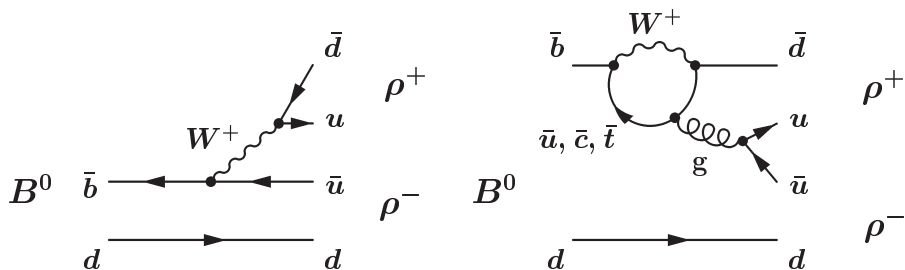


Figure 1: Two of the diagrams describing the decays  $B^0 \rightarrow \rho^+\rho^-$ .

(S- and D-wave) and  $CP$ -odd (P-wave) components in the decay amplitude complicate the measurement of  $\alpha$ . Isospin relations among the three  $B \rightarrow \rho\rho$  modes may reduce the uncertainties in the measurement of  $\alpha$  due to penguin contributions (penguin pollution), analogous to the methods proposed for  $B \rightarrow \pi\pi$  [5]. The recent limit on the  $B^0 \rightarrow \rho^0\rho^0$  decay rate [6] and the measurements of the  $B^+ \rightarrow \rho^+\rho^0$  branching fraction [6, 7] result in experimental limits on the amount of penguin pollution, while  $B^+ \rightarrow \rho^+\rho^0$  polarization measurements provide evidence that the  $CP$ -even longitudinal component dominates in the  $B \rightarrow \rho\rho$  decay amplitudes. In this paper we report on the observation of the  $B^0 \rightarrow \rho^+\rho^-$  decay mode and the measurement of its branching fraction and the longitudinal polarization fraction in the decay.

## 2 THE BABAR DETECTOR AND DATASET

In this analysis, we use the data collected with the *BABAR* detector [8] at the PEP-II asymmetric-energy  $e^+e^-$  collider [9] operated at the center-of-mass (CM) energy of the  $\Upsilon(4S)$  resonance ( $\sqrt{s} = 10.58$  GeV). These data represent an integrated luminosity of  $81.9 \text{ fb}^{-1}$ , corresponding to 88.9 million  $B\bar{B}$  pairs, at the  $\Upsilon(4S)$  energy (on-resonance) and  $9.6 \text{ fb}^{-1}$  approximately 40 MeV below this energy (off-resonance).

Charged-particle momenta are measured in a tracking system consisting a five-layer double-sided silicon vertex tracker (SVT) and a 40-layer central drift chamber (DCH), both immersed in a

<sup>7</sup>Charge conjugation is implied here and throughout this paper unless explicitly stated.



1.5 T axial magnetic field. *BABAR* achieves an impact parameter resolution of about  $40 \mu\text{m}$  for the high momentum charged particles in the  $B$  decay final states, allowing the precise determination of decay vertices. The tracking system covers 92% of the solid angle in the CM frame.

Charged-particle identification is provided by measurements of the energy loss ( $dE/dx$ ) in the tracking devices (SVT and DCH) and by an internally reflecting ring-imaging Cherenkov detector (DIRC) covering the central region. A  $K$ - $\pi$  separation of better than four standard deviations ( $\sigma$ ) is achieved for momenta below  $3 \text{ GeV}/c$ , decreasing to  $2.5 \sigma$  at the highest momenta in the  $B$  decay final states. Photons are detected by a CsI(Tl) electromagnetic calorimeter (EMC). The EMC provides good energy and angular resolution for detection of photons in the range from  $20 \text{ MeV}$  to  $4 \text{ GeV}$ . The energy and angular resolutions are 3% and 4 mrad, respectively, for a  $1 \text{ GeV}$  photon.

### 3 EVENT SELECTION

Hadronic events are selected based on track multiplicity and event topology. We fully reconstruct  $B^0 \rightarrow \rho^+\rho^-$  candidates from their decay products  $\rho^\pm \rightarrow \pi^\pm\pi^0$  and  $\pi^0 \rightarrow \gamma\gamma$ . Charged track candidates are required to originate from the interaction point, and to have at least 12 DCH hits and a minimum transverse momentum of  $0.1 \text{ GeV}/c$ . Charged pion tracks are distinguished from kaon and proton tracks via a likelihood ratio that includes  $dE/dx$  information from the SVT and DCH for momenta below  $0.7 \text{ GeV}/c$  and the DIRC Cherenkov angle and number of photons for higher momenta. They are also distinguished from electrons primarily on the basis of the EMC shower energy and lateral shower moments.

We reconstruct  $\pi^0$  mesons from pairs of photons, each with a minimum energy of  $30 \text{ MeV}$ , with the shower shape consistent with the photon hypothesis, and not matched to a track. The typical width of the reconstructed  $\pi^0$  mass is  $7 \text{ MeV}$ . We accept  $\pi^0$  candidates in the invariant mass interval  $\pm 15 \text{ MeV}$  from the nominal mass. We select  $\rho$  candidates to satisfy  $0.52 \text{ GeV} < m_{\pi\pi} < 1.02 \text{ GeV}$ . The helicity angles  $\theta_1$  and  $\theta_2$  of  $\rho^+$  and  $\rho^-$  are defined as the angles between the  $\pi^0$  direction in the  $\rho$  rest frame and the direction of the  $\rho$  boost with respect to the  $B$  as shown in Fig. 2. We restrict the helicity angles to the region  $-0.75 \leq \cos \theta_{1,2} \leq 0.95$  to suppress combinatorial background and reduce acceptance uncertainties due to low-momentum pion reconstruction.

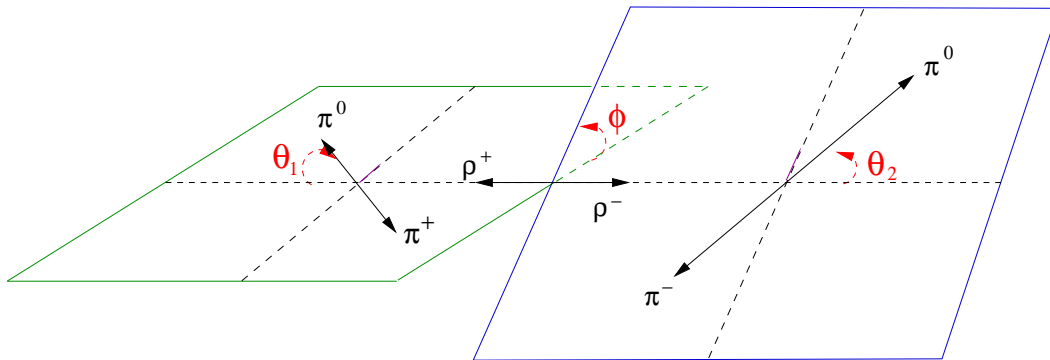


Figure 2: Definition of helicity angles ( $\theta_1$  and  $\theta_2$ ) in  $B^0 \rightarrow \rho^+\rho^-$  decays.

To reject the dominant continuum background (from  $e^+e^- \rightarrow q\bar{q}$  events,  $q = u, d, s, c$ ), we require  $|\cos \theta_T| < 0.8$ , where  $\theta_T$  is the angle between the thrust axis of the  $B$  candidate and the

thrust axis of the rest of the tracks and neutral clusters in the event, calculated in the CM frame. The distribution of  $|\cos \theta_T|$  is sharply peaked near 1 for jet-like events originating from  $q\bar{q}$  pairs and nearly uniform for the isotropic decays of the  $B$  meson. We also construct a Fisher discriminant ( $\mathcal{F}$ ) that combines 11 variables: the polar angle of the  $B$  momentum vector, the polar angle of the  $B$ -candidate thrust axis, both calculated with respect to the beam axis in the CM frame, and the scalar sum of the CM momenta of charged particles and photons (excluding particles from the  $B$  candidate) entering nine coaxial angular intervals of  $10^\circ$  around the  $B$ -candidate thrust axis [10].

We identify  $B$  meson candidates using two nearly independent kinematic variables [8], the beam energy-substituted mass  $m_{\text{ES}} = [(s/2 + \mathbf{p}_i \cdot \mathbf{p}_B)^2/E_i^2 - \mathbf{p}_B^2]^{1/2}$  and the energy difference  $\Delta E = (E_i E_B - \mathbf{p}_i \cdot \mathbf{p}_B - s/2)/\sqrt{s}$ , where  $(E_i, \mathbf{p}_i)$  is the  $e^+e^-$  initial state four-momentum, and  $(E_B, \mathbf{p}_B)$  is the four-momentum of the reconstructed  $B$  candidate, all defined in the laboratory frame. For signal events the  $m_{\text{ES}}$  distribution peaks at the  $B$  mass and the  $\Delta E$  distribution peaks near zero. Our initial selection requires  $m_{\text{ES}} > 5.2$  GeV and  $|\Delta E| < 0.2$  GeV, while the signal resolution is roughly 3 MeV and 50 MeV, respectively. The selected sample contains 54042 events most of which are retained in sidebands of the variables for later fitting.

## 4 ANALYSIS METHOD

We use an unbinned, extended maximum-likelihood (ML) fit to extract simultaneously the signal yield and angular polarization. There are three event yield ( $n_j$ ) categories  $j$ : signal, continuum  $q\bar{q}$ , and  $B\bar{B}$  combinatorial background. We define the likelihood for each  $B^0 \rightarrow \rho^+ \rho^-$  event candidate  $i$ :

$$\mathcal{L}_i = \sum_{j=1}^3 n_j \mathcal{P}_j(\vec{x}_i; \vec{\alpha}), \quad (1)$$

where each of the  $\mathcal{P}_j(\vec{x}_i; \vec{\alpha})$  is the probability density function (PDF) for measured variables  $\vec{x}_i$ . The numbers  $\vec{\alpha}$  parameterize the expected PDFs of measured variables in each category. We allow for multiple candidates in a given event by assigning to each selected candidate a weight of  $1/N_i$ , where  $N_i$  is the number of candidates in that same event. The average number of candidates per event is 1.27. The extended likelihood for a sample of  $N_{\text{cand}}$  candidates is

$$\mathcal{L} = \exp\left(-\sum_{j=1}^3 n_j\right) \prod_{i=1}^{N_{\text{cand}}} \exp\left(\frac{\ln \mathcal{L}_i}{N_i}\right). \quad (2)$$

The seven fit input variables  $\vec{x}_i$  are  $m_{\text{ES}}$ ,  $\Delta E$ ,  $\mathcal{F}$ , invariant masses of the  $\rho^+$  and  $\rho^-$  candidates, and the corresponding helicity angles  $\theta_1$  and  $\theta_2$ . The correlations among the fit input variables for the data and signal Monte Carlo (MC) [11] are found to be small (typically less than 5%), except for angular correlations in the signal as discussed below. The PDF,  $\mathcal{P}_j(\vec{x}_i; \vec{\alpha})$ , for a given candidate  $i$  is the product of those for each of the variables and a joint PDF for the helicity angles, which accounts for the angular correlations in the signal and for detector acceptance effects. We integrate over the angle  $\phi$  between the two decay planes shown in Fig. 2, leaving a PDF that depends only on the two helicity angles and the unknown longitudinal polarization fraction  $f_L \equiv \Gamma_L/\Gamma$ , where  $\Gamma_L$  and  $\Gamma$  are the longitudinal and total decay widths. The differential decay width [2] is defined as:

$$\frac{1}{\Gamma} \frac{d^2\Gamma}{d\cos\theta_1 d\cos\theta_2} = \frac{9}{4} \left\{ \frac{1}{4}(1 - f_L) \sin^2\theta_1 \sin^2\theta_2 + f_L \cos^2\theta_1 \cos^2\theta_2 \right\}. \quad (3)$$

The PDF parameters  $\vec{\alpha}$ , except for  $f_L$ , are extracted from MC simulation and on-resonance  $m_{\text{ES}}$  and  $\Delta E$  sidebands. The MC resolutions are adjusted by comparisons of data and simulation in abundant calibration channels with similar kinematics and topology, such as  $B \rightarrow D\pi, D\rho$  with  $D \rightarrow K\pi\pi, K\pi$ . To describe the signal distributions, we use Gaussian functions for the parameterization of the PDFs for  $m_{\text{ES}}$  and  $\Delta E$ , and a relativistic P-wave Breit-Wigner distribution for the  $\rho$  resonance masses. The angular acceptance effects are parameterized with empirical polynomial functions for each helicity angle and are included in the joint helicity-angle PDF as a product with ideal distribution in Eq. (3). For the background PDFs, we use polynomials or, in the case of  $m_{\text{ES}}$ , an empirical phase-space function [12]. In the background PDF we incorporate a small linear correlation between the curvature of the phase-space function and the event shape variable  $\mathcal{F}$ . The background parameterizations for the  $\rho$  candidate masses also include a resonant component to account for  $\rho$  production in the continuum. The background helicity-angle distribution is also separated into contributions from combinatorial background and from real  $\rho$  mesons, both described by polynomials. The PDF for  $\mathcal{F}$  is represented by a Gaussian distribution with different widths above and below the mean for both signal and background.

There is a fraction of incorrectly reconstructed (fake)  $B^0 \rightarrow \rho^+\rho^-$  events expected in the selected sample. This happens when at least one candidate photon in a  $\pi^0$  candidate or one charged track in a  $\rho$  candidate belongs to the decay tree of the other  $B$ . MC simulation shows that about 30% of selected  $B^0 \rightarrow \rho^+\rho^-$  events with longitudinal polarization do not have the correct decay tree reconstructed, while about 20% of the events have both correctly and incorrectly reconstructed decay candidates. We do not account explicitly for the fake events in the signal PDF parameterization since they introduce substantial tails in the distributions; these tails have weak discrimination power from background and we cannot fully rely on the MC simulation of the fake component distributions. We account for these effects in the signal efficiency evaluation.

MC simulation indicates that about 5% of the events in the final sample are from other  $B$  decays. This background, arising mainly from  $b \rightarrow c$  transitions, is explicitly accounted for in the fit. PDFs for this background are taken from MC including a contribution from charmless decays such as  $B \rightarrow \rho\pi, \rho^0\rho^+, \rho K^*, a_1\pi$ , and  $a_1\rho$ . The branching fractions for these and many other exclusive modes were taken from the most recent experimental measurements [13] or extrapolated from other results with flavor symmetry approximation. Their contribution was shown to be well accounted for by a single  $B$ -background fit component. In this analysis we do not explicitly include a fit component for other partial waves, including non-resonant decays, with the same final-state particles selected within the  $\rho$  resonance mass window. These types of decays are assumed to be negligible, they are significantly suppressed by the mass and helicity-angle information in the fit, and they are examined in the mass and helicity-angle distributions as discussed below.

The event yields  $n_j$  and polarization  $f_L$  are obtained by minimizing the quantity  $\chi^2 \equiv -2 \ln \mathcal{L}$ . The dependence of  $\chi^2$  on a fit parameter  $n_j$  or  $f_L$  is obtained with the other fit parameters floating. We quote statistical errors corresponding to a unit increase in  $\chi^2$ . The statistical significance of the signal is defined as the square root of the change in  $\chi^2$  when constraining the number of signal events to zero in the likelihood fit.

## 5 PHYSICS RESULTS

The results of our maximum likelihood fits are summarized in Table 1. The statistical significance of the  $B^0 \rightarrow \rho^+\rho^-$  signal is  $5.9 \sigma$ . We find that the decay amplitude is predominantly longitudinal. To compute the branching fraction, we assume equal production rates for  $B^0\bar{B}^0$  and  $B^+B^-$ . To

check the stability of our results we refit removing each variable from the fit and find consistent results. The number of fitted events, statistical significance, branching fraction and polarization measurement errors, and the ML fit  $\chi^2$  value are well reproduced with generated MC samples.

The projections of the fit input variables are shown in Fig. 3. The projections are made after a requirement on the signal-to-background probability ratio  $\mathcal{P}_{\text{sig}}/\mathcal{P}_{\text{bkg}}$ , where  $\mathcal{P}_{\text{sig}}$  and  $\mathcal{P}_{\text{bkg}}$  are the signal and background PDFs defined in Eq. (1), but with the PDF for the plotted variable excluded. The histograms show the data with about 40–60% of signal retained, the lines show the PDF projections from the full sample. Both mass and helicity-angle projections provide no evidence for non-resonant  $B$  decays with the same four-pion final states.

To check the sensitivity of our results to the presence of non-resonant  $B^0 \rightarrow \rho^\pm \pi^\mp \pi^0$  and  $B^0 \rightarrow \pi^+ \pi^- \pi^0 \pi^0$  decays, we explicitly include a fit component assuming phase-space decay model. The selection requirements alone suppress the  $B \rightarrow \rho\pi\pi$  ( $4\pi$ ) efficiency by one (two) order(s) of magnitude relative to  $B^0 \rightarrow \rho^+ \rho^-$ . The fit results with non-resonant component are consistent with our assumption of negligible non-resonant contribution. We exclude the hypothesis that all the signal is non-resonant  $B \rightarrow \rho\pi\pi$  ( $4\pi$ ) with  $4.7 \sigma$  ( $5.4 \sigma$ ) statistical significance. However, we cannot exclude that  $B \rightarrow \rho\pi\pi$  signal could represent  $(9 \pm 15)\%$  (statistical errors only) of our nominal  $B^0 \rightarrow \rho^+ \rho^-$  event yield, where we ignore interference effects.

Table 1: A summary of the fit results. The efficiency includes systematic errors, the significance with systematic uncertainties is quoted in parentheses, while for other results, the first error is statistical and the second systematic.

Reconstruction efficiency	$3.9^{+0.9}_{-0.6} \%$
Signal event yield ( $n_{\text{sig}}$ )	$93^{+23}_{-21} \pm 9$
Statistical significance	$5.9 \sigma$ ( $5.3 \sigma$ )
Branching fraction ( $\mathcal{B}$ )	$(27^{+7}_{-6} \text{ } ^{+5}_{-7}) \times 10^{-6}$
Signal polarization ( $f_L$ )	$0.99^{+0.01}_{-0.07} \pm 0.03$

## 6 SYSTEMATIC STUDIES

Systematic uncertainties in the ML fit originate from assumptions about the PDF parameters. Uncertainties in the PDF parameters arise from the limited statistics in the background sideband data and signal control samples. We vary them within their respective uncertainties, and derive the associated systematic error on the event yield (9%). The signal remains statistically significant under these variations ( $5.3 \sigma$  including systematics). Additional systematic errors in the number of signal events originate from the uncertainty in the other  $B$ -decay cross-feed (3%) that was studied with exclusive MC generated samples.

The systematic errors in the efficiency are due to track finding (2% for two tracks), particle identification (2% for two tracks), and  $\pi^0$  reconstruction (13% for two  $\pi^0$ s). The efficiency in the ML fit to signal samples, calculated as the ratio of the fit signal yield over the number of fully reconstructed decays in the fit sample, is less than 100% because of fake combinations passing

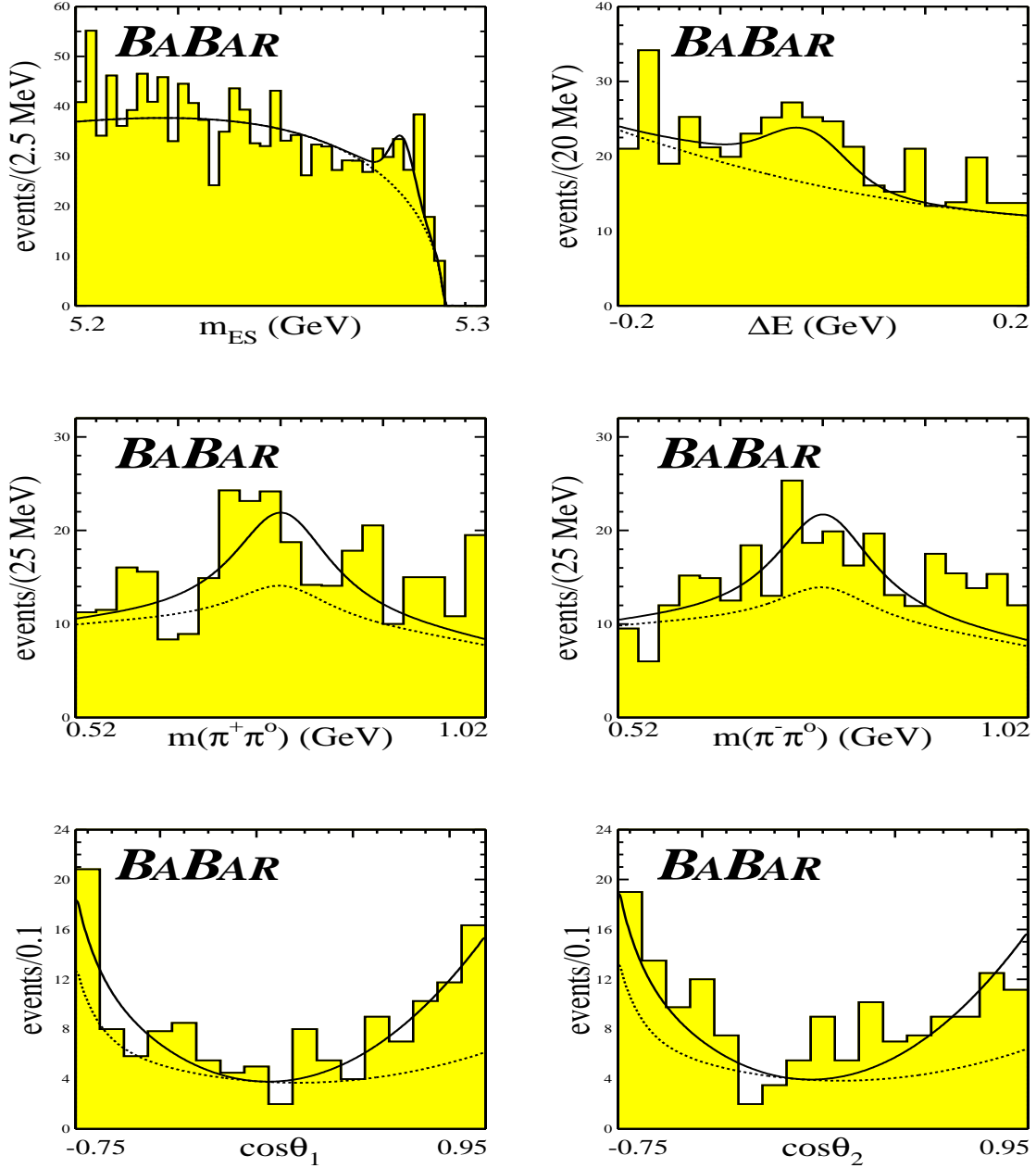


Figure 3: Projections onto the variables  $m_{ES}$ ,  $\Delta E$ ,  $m_{\pi^+\pi^0}$ ,  $m_{\pi^-\pi^0}$ ,  $\cos\theta_1$ , and  $\cos\theta_2$  after a requirement on the signal-to-background probability ratio  $\mathcal{P}_{\text{sig}}/\mathcal{P}_{\text{bkg}}$  with the PDF for the plotted variable excluded. The histograms show the data, the solid (dashed) line shows the signal-plus-background (background only) PDF projection.

the selection criteria. We account for this in the efficiency evaluation and assign a systematic uncertainty of 7% taken to be 1/2 of the inefficiency. The reconstruction efficiency depends on the decay polarization. We calculate the efficiencies using the measured polarization and assign a systematic error ( $^{+17}_{-2}\%$ ) corresponding to the total polarization measurement error. Smaller systematic uncertainties arise from event-selection criteria, MC statistics, and the number of produced  $B$  mesons.

For the polarization measurement, we also include systematic errors from PDF variations that account for uncertainties in the detector acceptance and background parameterizations (0.025). The biases from the resolution in helicity-angle measurement and dilution due to the presence of the fake combinations are studied with MC simulation and are accounted for with a systematic error of 0.02.

## 7 SUMMARY AND DISCUSSION

We have observed the decay  $B^0 \rightarrow \rho^+\rho^-$ , measured its branching fraction  $\mathcal{B} = (27_{-6}^{+7+5}) \times 10^{-6}$  and determined the longitudinal polarization fraction  $f_L = 0.99_{-0.07}^{+0.01} \pm 0.03$ . This completes the measurements of the isospin-related  $B \rightarrow \rho\rho$  modes [6, 7]. The measured branching fraction agrees well with the more recent predictions in the range of  $(18\text{--}35) \times 10^{-6}$  [4], and the suppression of the transverse amplitude (by a factor of  $m_\rho/m_B$ ) was expected [4]. These measurements improve our understanding of the dynamics of hadronic weak decays and allow experimental tests of effective theories and factorization [2, 3, 4].

The rates of the  $B^0 \rightarrow \rho^+\rho^-$  and  $B^+ \rightarrow \rho^0\rho^+$  decays appear to be larger than the corresponding rates of  $B \rightarrow \pi\pi$  decays [13], while the recent measurement of the  $B^+ \rightarrow \rho^0 K^{*+}$  branching fraction [6] does not show significant enhancement with respect to  $B \rightarrow \pi K$  decays [13]. This indicates that the penguin pollution in the  $B \rightarrow \rho\rho$  decay is smaller than in the  $\pi\pi$  case, as predicted prior to the experimental measurements of the  $B \rightarrow \rho\rho$  modes [3]. The dominance of the  $CP$ -even longitudinal polarization in both  $B^0 \rightarrow \rho^+\rho^-$  and  $B^+ \rightarrow \rho^0\rho^+$  decays will also simplify  $CP$ -violation studies.

At the same time, a relatively smaller experimental limit on the decay rate can be achieved in the  $B^0 \rightarrow \rho^0\rho^0$  decays than in the  $B^0 \rightarrow \pi^0\pi^0$  decays, this allows better experimental limit on the amount of penguin pollution in the  $B \rightarrow \rho\rho$  decay amplitudes. Since the tree contribution for the  $B^0 \rightarrow \rho^0\rho^0$  decay is color-suppressed, the decay rate is sensitive to the penguin diagram in Fig. 1. Using the earlier *BABAR* measurements [6] we obtain a 90% confidence level upper limit on the ratio of the longitudinal amplitudes  $A_L$  in the  $B \rightarrow \rho\rho$  decays:

$$\frac{|A_L(B^0 \rightarrow \rho^0\rho^0)|^2 + |A_L(\bar{B}^0 \rightarrow \rho^0\rho^0)|^2}{2 \times |A_L(B^+ \rightarrow \rho^0\rho^+)|^2} \equiv \frac{\mathcal{B}(B^0 \rightarrow \rho^0\rho^0) \times f_L(B^0 \rightarrow \rho^0\rho^0)}{\mathcal{B}(B^+ \rightarrow \rho^0\rho^+) \times f_L(B^+ \rightarrow \rho^0\rho^+)} < 0.10. \quad (4)$$

In the above calculation we assume conservatively the  $B^0 \rightarrow \rho^0\rho^0$  decay polarization to be fully longitudinal ( $f_L = 1$ ), use the average branching fraction measurements for the  $B$  and  $\bar{B}$  decays, and assume  $|A_L(B^+ \rightarrow \rho^0\rho^+)| = |A_L(B^- \rightarrow \rho^0\rho^-)|$  with only a tree-diagram contribution. A similar experimental limit for the  $B^0 \rightarrow \pi^0\pi^0$  and  $B^+ \rightarrow \pi^+\pi^0$  decay amplitudes is 0.61 [14], though still restrictive on the penguin pollution in the measurement of  $\alpha$  [5]. The above observations make the  $B^0 \rightarrow \rho^+\rho^-$  decay a promising channel to study  $CP$ -violation and set constraints on the weak-interaction angle  $\alpha$ .

## 8 ACKNOWLEDGMENTS

We are grateful for the extraordinary contributions of our PEP-II colleagues in achieving the excellent luminosity and machine conditions that have made this work possible. The success of this project also relies critically on the expertise and dedication of the computing organizations that support *BABAR*. The collaborating institutions wish to thank SLAC for its support and the kind hospitality extended to them. This work is supported by the US Department of Energy and National Science Foundation, the Natural Sciences and Engineering Research Council (Canada), Institute of High Energy Physics (China), the Commissariat à l’Energie Atomique and Institut National de Physique Nucléaire et de Physique des Particules (France), the Bundesministerium für Bildung und Forschung and Deutsche Forschungsgemeinschaft (Germany), the Istituto Nazionale di Fisica Nucleare (Italy), the Foundation for Fundamental Research on Matter (The Netherlands), the Research Council of Norway, the Ministry of Science and Technology of the Russian Federation, and the Particle Physics and Astronomy Research Council (United Kingdom). Individuals have received support from the A. P. Sloan Foundation, the Research Corporation, and the Alexander von Humboldt Foundation.

## References

- [1] M. Kobayashi and T. Maskawa, *Prog. Theor. Phys.* **49**, 652 (1973).
- [2] G. Kramer and W.F. Palmer, *Phys. Rev. D* **45**, 193 (1992).
- [3] R. Aleksan *et al.*, *Phys. Lett. B* **356**, 95 (1995).
- [4] D. Ebert, R.N. Faustov, and V.O. Galkin, *Phys. Rev. D* **56**, 312 (1997); A. Ali, G. Kramer, and C.-D. Lu, *Phys. Rev. D* **58**, 094009 (1998); Y.-H. Chen *et al.*, *Phys. Rev. D* **60**, 094014 (1999); H.-Y. Cheng and K.-C. Yang, *Phys. Lett. B* **511**, 40 (2001).
- [5] M. Gronau and D. London, *Phys. Rev. Lett.* **65**, 3381 (1990); Y. Grossman and H. Quinn, *Phys. Rev. D* **58**, 017504 (1998).
- [6] *BABAR* Collaboration, B. Aubert *et al.*, BABAR-PUB-03-018, hep-ex/0307026, submitted to *Phys. Rev. Lett.*
- [7] BELLE Collaboration, J. Zhang *et al.*, BELLE-2003-6, hep-ex/0306007, submitted to *Phys. Rev. Lett.*
- [8] *BABAR* Collaboration, B. Aubert *et al.*, *Nucl. Instrum. Methods* **A479**, 1 (2002).
- [9] PEP-II Conceptual Design Report, SLAC-R-418 (1993).
- [10] CLEO Collaboration, D.M. Asner *et al.*, *Phys. Rev. D* **53**, 1039 (1996).
- [11] The *BABAR* detector Monte Carlo simulation is based on GEANT: R. Brun *et al.*, CERN DD/EE/84-1.
- [12] ARGUS Collaboration, H. Albrecht *et al.*, *Phys. Lett. B* **241**, 278 (1990).
- [13] Particle Data Group, K. Hagiwara *et al.*, *Phys. Rev. D* **66**, 010001 (2002).
- [14] *BABAR* Collaboration, B. Aubert *et al.*, *Phys. Rev. Lett.* **91**, 021801 (2003).