

DESY-03-012

January 2003

Search for single-top production in ep collisions at HERA

ZEUS Collaboration

Abstract

A search for single-top production, $ep \rightarrow etX$, has been made with the ZEUS detector at HERA using an integrated luminosity of 130.1 pb^{-1} . Events from both the leptonic and hadronic decay channels of the W boson resulting from the decay of the top quark were sought. For the leptonic mode, the search was made for events with isolated high-energy leptons and significant missing transverse momentum. For the hadronic decay mode, three-jet events in which two of the jets had an invariant mass consistent with that of the W were selected. No evidence for top production was found. The results are used to constrain single-top production via flavour-changing neutral current (FCNC) transitions. The ZEUS limit excludes a substantial region in the FCNC $tu\gamma$ coupling not ruled out by other experiments.

The ZEUS Collaboration

S. Chekanov, M. Derrick, D. Krakauer, J.H. Loizides¹, S. Magill, B. Musgrave, J. Repond,
R. Yoshida

Argonne National Laboratory, Argonne, Illinois 60439-4815ⁿ

M.C.K. Mattingly

Andrews University, Berrien Springs, Michigan 49104-0380

P. Antonioli, G. Bari, M. Basile, L. Bellagamba, D. Boscherini, A. Bruni, G. Bruni,
G. Cara Romeo, L. Cifarelli, F. Cindolo, A. Contin, M. Corradi, S. De Pasquale, P. Giusti,
G. Iacobucci, A. Margotti, R. Nania, F. Palmonari, A. Pesci, G. Sartorelli, A. Zichichi
University and INFN Bologna, Bologna, Italy^e

G. Aghuzumtsyan, D. Bartsch, I. Brock, S. Goers, H. Hartmann, E. Hilger, P. Irrgang,
H.-P. Jakob, A. Kappes², U.F. Katz², O. Kind, U. Meyer, E. Paul³, J. Rautenberg,
R. Renner, A. Stifutkin, J. Tandler, K.C. Voss, M. Wang, A. Weber⁴
Physikalisches Institut der Universität Bonn, Bonn, Germany^b

D.S. Bailey⁵, N.H. Brook⁵, J.E. Cole, B. Foster, G.P. Heath, H.F. Heath, S. Robins,
E. Rodrigues⁶, J. Scott, R.J. Tapper, M. Wing
H.H. Wills Physics Laboratory, University of Bristol, Bristol, United Kingdom^m

M. Capua, A. Mastroberardino, M. Schioppa, G. Susinno
Calabria University, Physics Department and INFN, Cosenza, Italy^e

J.Y. Kim, Y.K. Kim, J.H. Lee, I.T. Lim, M.Y. Pac⁷
Chonnam National University, Kwangju, Korea^g

A. Caldwell⁸, M. Helbich, X. Liu, B. Mellado, Y. Ning, S. Paganis, Z. Ren, W.B. Schmidke,
F. Sciulli
Nevis Laboratories, Columbia University, Irvington on Hudson, New York 10027^o

J. Chwastowski, A. Eskreys, J. Figiel, K. Olkiewicz, P. Stopa, L. Zawiejski
Institute of Nuclear Physics, Cracow, Polandⁱ

L. Adamczyk, T. Bóld, I. Grabowska-Bóld, D. Kisiielewska, A.M. Kowal, M. Kowal,
T. Kowalski, M. Przybycień, L. Suszycki, D. Szuba, J. Szuba⁹
*Faculty of Physics and Nuclear Techniques, University of Mining and Metallurgy, Cracow,
Poland^p*

A. Kotański¹⁰, W. Słomiński¹¹
Department of Physics, Jagellonian University, Cracow, Poland

L.A.T. Bauerdick¹², U. Behrens, I. Bloch, K. Borras, V. Chiochia, D. Dannheim, G. Drews, J. Fourletova, U. Fricke, A. Geiser, F. Goebel⁸, P. Göttlicher¹³, O. Gutsche, T. Haas, W. Hain, G.F. Hartner, S. Hillert, B. Kahle, U. Kötz, H. Kowalski¹⁴, G. Kramberger, H. Labes, D. Lelas, B. Löhr, R. Mankel, I.-A. Melzer-Pellmann, M. Moritz¹⁵, C.N. Nguyen, D. Notz, M.C. Petrucci¹⁶, A. Polini, A. Raval, U. Schneekloth, F. Selonke³, H. Wessoleck, G. Wolf, C. Youngman, W. Zeuner

Deutsches Elektronen-Synchrotron DESY, Hamburg, Germany

S. Schlenstedt

DESY Zeuthen, Zeuthen, Germany

G. Barbagli, E. Gallo, C. Genta, P. G. Pelfer

University and INFN, Florence, Italy^e

A. Bamberger, A. Benen

Fakultät für Physik der Universität Freiburg i.Br., Freiburg i.Br., Germany^b

M. Bell, P.J. Bussey, A.T. Doyle, C. Glasman, J. Hamilton, S. Hanlon, S.W. Lee, A. Lupi, D.H. Saxon, I.O. Skillicorn

Department of Physics and Astronomy, University of Glasgow, Glasgow, United Kingdom^m

I. Gialas

Department of Engineering in Management and Finance, Univ. of Aegean, Greece

B. Bodmann, T. Carli, U. Holm, K. Klimek, N. Krumnack, E. Lohrmann, M. Milite, H. Salehi, S. Stonjek¹⁷, K. Wick, A. Ziegler, Ar. Ziegler

Hamburg University, Institute of Exp. Physics, Hamburg, Germany^b

C. Collins-Tooth, C. Foudas, R. Gonçalo⁶, K.R. Long, A.D. Tapper

Imperial College London, High Energy Nuclear Physics Group, London, United Kingdom^m

P. Cloth, D. Filges

Forschungszentrum Jülich, Institut für Kernphysik, Jülich, Germany

M. Kuze, K. Nagano, K. Tokushuku¹⁸, S. Yamada, Y. Yamazaki

Institute of Particle and Nuclear Studies, KEK, Tsukuba, Japan^f

A.N. Barakbaev, E.G. Boos, N.S. Pokrovskiy, B.O. Zhautykov

Institute of Physics and Technology of Ministry of Education and Science of Kazakhstan, Almaty, Kazakhstan

H. Lim, D. Son

Kyungpook National University, Taegu, Korea^g

K. Piotrkowski

Institut de Physique Nucléaire, Université Catholique de Louvain, Louvain-la-Neuve, Belgium

F. Barreiro, O. González, L. Labarga, J. del Peso, E. Tassi, J. Terrón, M. Vázquez
Departamento de Física Teórica, Universidad Autónoma de Madrid, Madrid, Spain^l

M. Barbi, F. Corriveau, S. Gliga, J. Lainesse, S. Padhi, D.G. Stairs
Department of Physics, McGill University, Montréal, Québec, Canada H3A 2T8^a

T. Tsurugai
Meiji Gakuin University, Faculty of General Education, Yokohama, Japan

A. Antonov, P. Danilov, B.A. Dolgoshein, D. Gladkov, V. Sosnovtsev, S. Suchkov
Moscow Engineering Physics Institute, Moscow, Russia^j

R.K. Dementiev, P.F. Ermolov, Yu.A. Golubkov, I.I. Katkov, L.A. Khein, I.A. Korzhavina, V.A. Kuzmin, B.B. Levchenko¹⁹, O.Yu. Lukina, A.S. Proskuryakov, L.M. Shcheglova, N.N. Vlasov, S.A. Zotkin
Moscow State University, Institute of Nuclear Physics, Moscow, Russia^k

N. Coppola, S. Grijpink, E. Koffeman, P. Kooijman, E. Maddox, A. Pellegrino, S. Schagen, H. Tiecke, J.J. Velthuis, L. Wiggers, E. de Wolf
NIKHEF and University of Amsterdam, Amsterdam, Netherlands^h

N. Brümmner, B. Bylsma, L.S. Durkin, T.Y. Ling
*Physics Department, Ohio State University, Columbus, Ohio 43210*ⁿ

S. Boogert, A.M. Cooper-Sarkar, R.C.E. Devenish, J. Ferrando, G. Grzelak, T. Matsushita, S. Patel, M. Rigby, M.R. Sutton, R. Walczak
Department of Physics, University of Oxford, Oxford United Kingdom^m

A. Bertolin, R. Brugnera, R. Carlin, F. Dal Corso, S. Dusini, A. Garfagnini, S. Limentani, A. Longhin, A. Parenti, M. Posocco, L. Stanco, M. Turcato
Dipartimento di Fisica dell'Università and INFN, Padova, Italy^e

E.A. Heaphy, F. Metlica, B.Y. Oh, P.R.B. Saull²⁰, J.J. Whitmore²¹
Department of Physics, Pennsylvania State University, University Park, Pennsylvania 16802^o

Y. Iga
Polytechnic University, Sagami-hara, Japan^f

G. D'Agostini, G. Marini, A. Nigro
Dipartimento di Fisica, Università 'La Sapienza' and INFN, Rome, Italy^e

C. Cormack²², J.C. Hart, N.A. McCubbin
Rutherford Appleton Laboratory, Chilton, Didcot, Oxon, United Kingdom^m

C. Heusch
*University of California, Santa Cruz, California 95064*ⁿ

I.H. Park
Department of Physics, Ewha Womans University, Seoul, Korea

N. Pavel
Fachbereich Physik der Universität-Gesamthochschule Siegen, Germany

H. Abramowicz, A. Gabareen, S. Kananov, A. Kreisel, A. Levy
Raymond and Beverly Sackler Faculty of Exact Sciences, School of Physics, Tel-Aviv University, Tel-Aviv, Israel^d

T. Abe, T. Fusayasu, S. Kagawa, T. Kohno, T. Tawara, T. Yamashita
Department of Physics, University of Tokyo, Tokyo, Japan^f

R. Hamatsu, T. Hirose³, M. Inuzuka, S. Kitamura²³, K. Matsuzawa, T. Nishimura
Tokyo Metropolitan University, Department of Physics, Tokyo, Japan^f

M. Arneodo²⁴, M.I. Ferrero, V. Monaco, M. Ruspa, R. Sacchi, A. Solano
Università di Torino, Dipartimento di Fisica Sperimentale and INFN, Torino, Italy^e

T. Koop, G.M. Levman, J.F. Martin, A. Mirea
Department of Physics, University of Toronto, Toronto, Ontario, Canada M5S 1A7^a

J.M. Butterworth, C. Gwenlan, R. Hall-Wilton, T.W. Jones, M.S. Lightwood, B.J. West
Physics and Astronomy Department, University College London, London, United Kingdom^m

J. Ciborowski²⁵, R. Ciesielski²⁶, R.J. Nowak, J.M. Pawlak, J. Sztuk²⁷, T. Tymieniecka²⁸,
A. Ukleja²⁸, J. Ukleja, A.F. Żarnecki
Warsaw University, Institute of Experimental Physics, Warsaw, Poland^g

M. Adamus, P. Plucinski
Institute for Nuclear Studies, Warsaw, Poland^g

Y. Eisenberg, L.K. Gladilin²⁹, D. Hochman, U. Karshon
Department of Particle Physics, Weizmann Institute, Rehovot, Israel^c

D. Kçira, S. Lammers, L. Li, D.D. Reeder, A.A. Savin, W.H. Smith
*Department of Physics, University of Wisconsin, Madison, Wisconsin 53706*ⁿ

A. Deshpande, S. Dhawan, V.W. Hughes, P.B. Straub
*Department of Physics, Yale University, New Haven, Connecticut 06520-8121*ⁿ

S. Bhadra, C.D. Catterall, S. Fourletov, S. Menary, M. Soares, J. Standage
Department of Physics, York University, Ontario, Canada M3J 1P3^a

- ¹ also affiliated with University College London
- ² on leave of absence at University of Erlangen-Nürnberg, Germany
- ³ retired
- ⁴ self-employed
- ⁵ PPARC Advanced fellow
- ⁶ supported by the Portuguese Foundation for Science and Technology (FCT)
- ⁷ now at Dongshin University, Naju, Korea
- ⁸ now at Max-Planck-Institut für Physik, München/Germany
- ⁹ partly supported by the Israel Science Foundation and the Israel Ministry of Science
- ¹⁰ supported by the Polish State Committee for Scientific Research, grant no. 2 P03B 09322
- ¹¹ member of Dept. of Computer Science
- ¹² now at Fermilab, Batavia/IL, USA
- ¹³ now at DESY group FEB
- ¹⁴ on leave of absence at Columbia Univ., Nevis Labs., N.Y./USA
- ¹⁵ now at CERN
- ¹⁶ now at INFN Perugia, Perugia, Italy
- ¹⁷ now at Univ. of Oxford, Oxford/UK
- ¹⁸ also at University of Tokyo
- ¹⁹ partly supported by the Russian Foundation for Basic Research, grant 02-02-81023
- ²⁰ now at National Research Council, Ottawa/Canada
- ²¹ on leave of absence at The National Science Foundation, Arlington, VA/USA
- ²² now at Univ. of London, Queen Mary College, London, UK
- ²³ present address: Tokyo Metropolitan University of Health Sciences, Tokyo 116-8551, Japan
- ²⁴ also at Università del Piemonte Orientale, Novara, Italy
- ²⁵ also at Łódź University, Poland
- ²⁶ supported by the Polish State Committee for Scientific Research, grant no. 2 P03B 07222
- ²⁷ Łódź University, Poland
- ²⁸ supported by German Federal Ministry for Education and Research (BMBF), POL 01/043
- ²⁹ on leave from MSU, partly supported by University of Wisconsin via the U.S.-Israel BSF

- ^a supported by the Natural Sciences and Engineering Research Council of Canada (NSERC)
- ^b supported by the German Federal Ministry for Education and Research (BMBF), under contract numbers HZ1GUA 2, HZ1GUB 0, HZ1PDA 5, HZ1VFA 5
- ^c supported by the MINERVA Gesellschaft für Forschung GmbH, the Israel Science Foundation, the U.S.-Israel Binational Science Foundation and the Benozio Center for High Energy Physics
- ^d supported by the German-Israeli Foundation and the Israel Science Foundation
- ^e supported by the Italian National Institute for Nuclear Physics (INFN)
- ^f supported by the Japanese Ministry of Education, Science and Culture (the Monbusho) and its grants for Scientific Research
- ^g supported by the Korean Ministry of Education and Korea Science and Engineering Foundation
- ^h supported by the Netherlands Foundation for Research on Matter (FOM)
- ⁱ supported by the Polish State Committee for Scientific Research, grant no. 620/E-77/SPUB-M/DESY/P-03/DZ 247/2000-2002
- ^j partially supported by the German Federal Ministry for Education and Research (BMBF)
- ^k supported by the Fund for Fundamental Research of Russian Ministry for Science and Education and by the German Federal Ministry for Education and Research (BMBF)
- ^l supported by the Spanish Ministry of Education and Science through funds provided by CICYT
- ^m supported by the Particle Physics and Astronomy Research Council, UK
- ⁿ supported by the US Department of Energy
- ^o supported by the US National Science Foundation
- ^p supported by the Polish State Committee for Scientific Research, grant no. 112/E-356/SPUB-M/DESY/P-03/DZ 301/2000-2002, 2 P03B 13922
- ^q supported by the Polish State Committee for Scientific Research, grant no. 115/E-343/SPUB-M/DESY/P-03/DZ 121/2001-2002, 2 P03B 07022

1 Introduction

The Standard Model (SM) of the fundamental interactions presently provides an accurate description of the phenomena observed in both low- and high-energy reactions of elementary particles. As probes in search for physics beyond the SM, observables sensitive to flavour-changing neutral current (FCNC) interactions are particularly useful, since the SM rates are very small due to the GIM mechanism [1]. The FCNC interactions involving the top quark [2,3], which has a mass of the order of the electroweak energy scale, offer a potentially new view of physics beyond the SM.

The FCNC-induced couplings of the type tuV or tcV (with $V = \gamma, Z^0$) have been explored in $p\bar{p}$ collisions at the Tevatron by searching for the top-quark decays $t \rightarrow uV$ and $t \rightarrow cV$ [4]. The same couplings involving the top quark were investigated in e^+e^- interactions at LEP2 by searching for single-top production through the reactions $e^+e^- \rightarrow t\bar{u}$ (+c.c.) and $e^+e^- \rightarrow t\bar{c}$ (+c.c.) [5,6]. No evidence for such interactions was found at either accelerator and limits were set on the branching ratios $B(t \rightarrow q\gamma)$ and $B(t \rightarrow qZ)$.

In ep collisions at the HERA collider, top quarks can only be singly produced. In the SM, single-top production proceeds through the charged current (CC) reaction $ep \rightarrow \nu t\bar{b}X$ [7]. Since the SM cross section at HERA is less than 1 fb [8], any observed single-top event in the present data can be attributed to physics beyond the SM. The FCNC couplings, tuV or tcV , would induce the neutral current (NC) reaction $ep \rightarrow etX$ [3,9], in which the incoming lepton exchanges a γ or Z with an up-type quark in the proton, yielding a top quark in the final state. Due to the large Z mass, this process is most sensitive to a coupling of the type $tq\gamma$. Furthermore, large values of x , the fraction of the proton momentum carried by the struck quark, are needed to produce a top. Since the u -quark parton distribution function (PDF) of the proton is dominant at large x , the production of single top quarks is most sensitive to a coupling of the type $tu\gamma$ (see Fig. 1).

2 Theoretical framework

Deviations from the SM predictions due to FCNC transitions involving the top quark can be parameterised in terms of couplings of the type tuV (with $V = \gamma, Z^0$) and described by an effective Lagrangian of the form [10]

$$\Delta\mathcal{L}_{\text{eff}} = e e_t \bar{t} \frac{i\sigma_{\mu\nu}q^\nu}{\Lambda} \kappa_{tu\gamma} u A^\mu + \frac{g}{2\cos\theta_W} \bar{t} \gamma_\mu v_{tuZ} u Z^\mu + \text{h.c.}, \quad (1)$$

where e (e_t) is the electron (top-quark) electric charge, g is the weak coupling constant, θ_W is the weak mixing angle, $\sigma_{\mu\nu} = \frac{1}{2}(\gamma^\mu\gamma^\nu - \gamma^\nu\gamma^\mu)$, Λ is an effective cutoff which, by

convention, is set to the mass of the top quark, M_{top} , taken as 175 GeV, q is the momentum of the gauge boson and A^μ (Z^μ) is the photon (Z) field. In the following, it was assumed that the magnetic coupling $\kappa_{tu\gamma}$ and the vector coupling v_{tuZ} are real and positive. The values of $\kappa_{tu\gamma}$ and v_{tuZ} in the SM are zero at tree level and extremely small at the one-loop level.

The cross section for the process $ep \rightarrow etX$ was calculated as a function of $\kappa_{tu\gamma}$ including next-to-leading-order (NLO) QCD corrections in the eikonal approximation [9]. The renormalisation (μ_R) and factorisation (μ_F) scales were chosen to be $\mu_R = \mu_F = M_{\text{top}}$. The strong coupling constant, α_s , was calculated at two loops with $\Lambda_{\overline{\text{MS}}}^{(5)} = 220$ MeV, corresponding to $\alpha_s(M_Z) = 0.1175$. The calculations were performed using the MRST99 [11] parameterisations of the proton PDFs. The uncertainty of the results due to terms beyond NLO, estimated by varying $\mu_R = \mu_F$ between $M_{\text{top}}/2$ and $2M_{\text{top}}$, was $^{+1.6\%}_{-3.8\%}$ ($^{+1.3\%}_{-3.6\%}$) at a centre-of-mass energy of 318 (300) GeV. The uncertainties of the results due to that on $\alpha_s(M_Z)$ and on the proton PDFs were $\pm 2\%$ and $\pm 4\%$, respectively. The variation of the cross section on M_{top} was approximately $\pm 20\%$ ($\pm 25\%$) for $\Delta M_{\text{top}} = \pm 5$ GeV at a centre-of-mass energy of 318 (300) GeV.

3 Experimental conditions

The data samples were collected with the ZEUS detector at HERA and correspond to an integrated luminosity of 47.9 ± 0.9 (65.5 ± 1.5) pb^{-1} for e^+p collisions taken during 1994-1997 (1999-2000) and 16.7 ± 0.3 pb^{-1} for e^-p collisions taken during 1998-99. During 1994-97 (1998-2000), HERA operated with protons of energy $E_p = 820$ GeV (920 GeV) and positrons or electrons of energy $E_e = 27.5$ GeV, yielding a centre-of-mass energy of $\sqrt{s} = 300$ GeV (318 GeV).

The ZEUS detector is described in detail elsewhere [12,13]. The main components used in the present analysis were the central tracking detector (CTD) [14], positioned in a 1.43 T solenoidal magnetic field, and the uranium-scintillator sampling calorimeter (CAL) [15].

Tracking information is provided by the CTD, in which the momenta of tracks in the polar-angle¹ region $15^\circ < \theta < 164^\circ$ are reconstructed. The CTD consists of 72 cylindrical drift chamber layers, organised in nine superlayers. The relative transverse momentum, p_T , resolution for full-length tracks can be parameterised as $\sigma(p_T)/p_T = 0.0058 p_T \oplus 0.0065 \oplus 0.0014/p_T$, with p_T in GeV.

¹ The ZEUS coordinate system is a right-handed Cartesian system, with the Z axis pointing in the proton beam direction, referred to as the “forward direction”, and the X axis pointing left towards the centre of HERA. The coordinate origin is at the nominal interaction point.

The CAL covers 99.7% of the total solid angle. It is divided into three parts with a corresponding division in θ , as viewed from the nominal interaction point: forward (FCAL, $2.6^\circ < \theta < 36.7^\circ$), barrel (BCAL, $36.7^\circ < \theta < 129.1^\circ$), and rear (RCAL, $129.1^\circ < \theta < 176.2^\circ$). Each of the CAL parts is subdivided into towers which in turn are segmented longitudinally into one electromagnetic (EMC) and one (RCAL) or two (FCAL, BCAL) hadronic (HAC) sections. The smallest subdivision of the CAL is called a cell. Under test-beam conditions, the CAL single-particle energy resolution is $\sigma(E)/E = 18\%/\sqrt{E}$ for electrons and $\sigma(E)/E = 35\%/\sqrt{E}$ for hadrons, with E in GeV.

The luminosity was measured using the Bethe-Heitler reaction $ep \rightarrow e\gamma p$. The resulting small-angle energetic photons were measured by the luminosity monitor [16], a lead-scintillator calorimeter placed in the HERA tunnel at $Z = -107$ m.

3.1 Trigger conditions

A three-level trigger was used to select events online [12, 17]. At the first level, events were selected using criteria based on either the transverse energy or missing transverse momentum measured in the CAL. Events were accepted with a low threshold on these quantities when a coincidence with CTD tracks from the event vertex was required, while a higher threshold was used for events with no CTD tracks.

At the second level, timing information from the CAL was used to reject events inconsistent with an ep interaction. In addition, the topology of the CAL energy deposits was used to reject non- ep background events. Cuts on the missing transverse momentum of 6 GeV (9 GeV for events without CTD tracks) or on the total transverse energy of 8 GeV, excluding the eight CAL towers immediately surrounding the forward beampipe, were applied.

At the third level, track reconstruction and vertex finding were performed and used to reject events with a vertex inconsistent with the distribution of ep interactions. Events with missing transverse momentum in excess of 7 GeV or containing at least two jets with transverse energy $E_T^{\text{jet}} > 6$ GeV and pseudorapidity $\eta^{\text{jet}} < 2.5$ were accepted; the latter condition was based upon the application of a jet-finding cone algorithm with radius $R = 1$ applied to the CAL cell energies and positions.

4 Monte Carlo simulation

Samples of events were generated using Monte Carlo (MC) simulations to determine the selection efficiency for the signal of single-top production through FCNC processes and to estimate background rates from SM processes. The generated events were passed through

the GEANT 3.13-based [18] ZEUS detector- and trigger-simulation programs [12]. They were reconstructed and analysed by the same program chain as the data.

Single-top production through FCNC processes in ep collisions was simulated using the HEXF generator [19]. Samples of events were generated assuming top-quark masses of 170, 175 and 180 GeV. Initial-state radiation from the lepton beam was included using the Weizsäcker-Williams approximation [20]. The hadronic final state was simulated using the matrix-element and parton-shower model of LEPTO [21] for the QCD cascade and the Lund string model [22] as implemented in JETSET [23] for the hadronisation. The MRSA [24] parameterisations of the proton PDFs were used.

The most important background to the positron-decay channel of the W in the chain $t \rightarrow bW^+ \rightarrow be^+\nu$ arose from NC deep inelastic scattering (DIS). Two-photon processes provide a source of high- p_T leptons that were a significant background to the muon-decay channel of the W in the chain $t \rightarrow bW^+ \rightarrow b\mu^+\nu$. In addition, single- W production was a significant source of background to $t \rightarrow bW^+$, in both the positron- and muon-decay channels of the W . The dominant source of background for the hadronic-decay channel of W in the chain $t \rightarrow bW^+ \rightarrow bq\bar{q}'$ was multi-jet production from QCD processes.

Several MC programs were used to simulate the different background processes. The NC DIS events were generated using the LEPTO 6.5 program [21] interfaced to HERACLES 4.6.1 [25] via DJANGO 1.1 [26]. The HERACLES program includes photon and Z exchanges and first-order electroweak radiative corrections. The QCD cascade was modelled with the colour-dipole model [27] by using the ARIADNE 4.08 program [28] and including the boson-gluon-fusion process. As an alternative, samples of events were generated using the model of LEPTO based on first-order QCD matrix elements plus parton showers (MEPS). In both cases, the hadronisation was performed using the Lund string model. The CTEQ5D [29] parameterisations for the proton PDFs were used. Two-photon processes were simulated using the generator GRAPE 1.1 [30], which includes dilepton production via $\gamma\gamma$, $Z\gamma$ and ZZ processes and considers both elastic and inelastic production at the proton vertex. Single- W production was simulated using the event generator EPVEC [31], which did not include hard QCD radiation. Recent cross-section calculations including higher-order QCD corrections [32] and using the CTEQ4M [33] (ACFGP [34]) proton (photon) PDFs were used to reweight the EPVEC event samples. Multi-jet QCD production at low Q^2 , where Q^2 is the virtuality of the exchanged photon, was simulated using PYTHIA 5.7 [35]. In this generator, the partonic processes were simulated using leading-order (LO) matrix elements, with the inclusion of initial- and final-state parton showers. Hadronisation was performed using the Lund string model. The MRSA (GRV-HO [36]) parameterisations of the proton (photon) PDFs were used.

5 Signatures of FCNC-induced single-top production

Single-top production via the FCNC coupling at the $t\gamma$ vertex in ep collisions at HERA, $ep \rightarrow etX$, is predicted to proceed predominantly through the exchange of a quasi-real photon between the beam electron or positron and a valence u quark in the proton (see Fig. 1). According to the signal MC simulation, the scattered electron or positron escapes through the rear beampipe, outside the CAL acceptance, in 65% of the events.

In this analysis, the top-quark search was optimised for the decay $t \rightarrow bW^+$. In the leptonic decay channel of the W , the signal for such events is the presence of an isolated high-energy lepton, significant missing transverse momentum arising from the emitted neutrino and a jet stemming from the b -quark decay. In the hadronic decay channel of the W , the signal is the presence of three jets in the final state with the dijet invariant-mass distribution for the correct pair of jets peaking at the mass of the W boson, M_W , and the three-jet invariant-mass distribution peaking at M_{top} .

6 Leptonic channel

6.1 Data selection

Events with isolated high-energy leptons (e^\pm or μ^\pm), significant missing transverse momentum and a jet were selected. Similar previous analyses have been done by the H1 [37] and ZEUS [38] Collaborations. Positron candidates were identified using an algorithm that combined CAL and CTD information [39]. Muons were identified by the coincidence of a track in the CTD with significant transverse momentum and CAL energy deposits consistent with those expected from a minimum ionizing particle. The charge information on the candidates was not used and they are generically referred to as positrons and muons. The main selection criteria are:

- cuts on the CAL timing and Z coordinate ($|Z| < 50$ cm) of the event vertex and algorithms based on the pattern of tracks in the CTD were used to reject events not originating from ep collisions;
- the track associated with the positron or muon candidate was required to have $p_T^{\text{track}} > 5$ GeV. To reduce the NC DIS background, the track was required to have $\theta < 115^\circ$. In addition, it must have passed through at least three radial superlayers of the CTD (corresponding to $\theta \gtrsim 17^\circ$) and be isolated. Two isolation variables were defined for a given track using the separation R in the $\eta - \varphi$ plane, where $R = \sqrt{(\Delta\eta)^2 + (\Delta\varphi)^2}$. The variable D_{jet} was defined as the distance from the nearest jet axis, while D_{track}

was the distance from the nearest neighbouring track in the event. Events containing tracks with $D_{\text{jet}} > 1$ and $D_{\text{track}} > 0.5$ were selected;

- $p_T^{\text{CAL}} > 20$ GeV, where p_T^{CAL} is the missing transverse momentum as measured with the CAL. It was reconstructed using the energy deposited in the CAL cells, after corrections for non-uniformity and dead material located in front of the CAL [40]. Energy deposits originating from identified muons were excluded from the measurement of p_T^{CAL} ;
- the presence of at least one jet with transverse energy E_T^{jet} above 5 GeV and $-1 < \eta^{\text{jet}} < 2.5$ was required. The longitudinally invariant k_T cluster algorithm [41] was used in the inclusive mode [42] to reconstruct jets from the energy deposits in the CAL cells. The jet search was performed in the $\eta - \varphi$ plane of the laboratory frame. The axis of each jet was defined according to the Snowmass convention [43], where η^{jet} (φ^{jet}) was the transverse-energy-weighted mean pseudorapidity (azimuth) of all the cells belonging to that jet. The jet transverse energy was reconstructed as the sum of the transverse energies of the cells belonging to the jet and was corrected for detector effects such as energy losses in the inactive material in front of the CAL [44]. In the leptonic channel, only those jets for which the electromagnetic-energy fraction was below 0.9 and $R_{90\%} \geq 0.1$, where $R_{90\%}$ is the radius of the cone in the $\eta - \varphi$ plane concentric to the jet axis that contains 90% of the jet energy, were considered;
- in events with an identified positron candidate, the acoplanarity angle, Φ_{ACOP} , was defined as the azimuthal separation of the outgoing positron and the vector in the (X, Y) -plane that balances the hadronic system. For well measured NC DIS events, the acoplanarity angle is close to zero, while a large Φ_{ACOP} indicates large missing energy, as expected from top-quark decays. To reduce the background from NC DIS processes, the acoplanarity angle was required to be greater than 8° .

The selected data sample contained 36 events, 24 of which had a positron candidate and 12 a muon candidate (see Table 1).

6.2 Comparison with Monte Carlo simulations

The properties of the selected events were studied in detail and compared with the MC predictions of the SM. Figures 2a)-c) show the acoplanarity, the transverse momentum of the hadronic system, p_T^{had} , and the transverse momentum of the positron candidate as measured in the CAL, p_T^e , for those events with an identified positron candidate. Figures 2d)-f) show the CAL transverse momentum corrected for the muon momentum measured by the CTD, $p_T^{\text{tot}} = \sqrt{(p_X^{\text{CAL}} + p_X^\mu)^2 + (p_Y^{\text{CAL}} + p_Y^\mu)^2}$, p_T^{had} and the transverse momentum of the track associated with the muon candidate, p_T^μ , for events with an

identified muon candidate. In each case, the distribution of data events can be accounted for by the simulation of SM processes. The SM expectation for the positron channel is dominated by NC DIS and that for the muon channel by two-photon processes.

6.3 Results of the search in the leptonic channel

The final event selection for the $bl\nu$ final state required a high- p_T jet and missing energy. The cuts were optimised using the simulations of both the SM background and the expected single-top signal. The cuts used were:

- $p_T^{\text{had}} > 40$ GeV for both the positron and muon decays;
- $\delta = \sum_i (E_i - E_i \cos \theta_i) = \sum_i (E - p_Z)_i < 47$ GeV for the positron decay, where the sum runs over all CAL energy deposits with corrected energy E_i and polar angle θ_i [40]. For fully contained NC DIS events, δ peaks at 55 GeV, i.e. twice the lepton beam energy, which follows from energy-momentum conservation;
- $p_T^{\text{tot}} > 10$ GeV for the muon decay.

After applying these requirements, no event remained in the data sample. The efficiency for detecting single-top production in the leptonic channel was 34% for the positron decay and 33% for the muon decay. These efficiencies do not include the branching ratio of the top-quark decay in the corresponding channel.

In a recent study [45], the H1 Collaboration has reported an excess of events for $p_T^{\text{had}} > 25$ GeV. The number of selected events in each channel with $p_T^{\text{had}} > 25$ GeV for the present analysis is also listed in Table 1. These results are in agreement with the expectations from the SM.

7 Hadronic channel

The data used for this channel correspond to a slightly reduced luminosity of 127.2 pb^{-1} .

7.1 Data selection

The expected signature for the hadronic-decay channel of single-top production through the FCNC $tu\gamma$ coupling is three jets with large E_T^{jet} and no significant missing transverse momentum. Since it is expected that for the bulk of the events the scattered positron escapes through the rear beam pipe, NC DIS events with $Q^2 \gtrsim 1 \text{ GeV}^2$ were rejected. The data selection used similar criteria as reported in a previous publication [44]. Jets were

found in the hadronic final state using the same algorithm as described in Section 6.1. The main selection criteria are:

- cuts on the Z coordinate ($-38 < Z < 32$ cm) of the event vertex, the number of tracks pointing to the vertex and the number of tracks compatible with an interaction upstream in the direction of the proton beam were used to reject events not originating from ep collisions;
- the presence of at least three jets within the pseudorapidity range $-1 < \eta^{\text{jet}} < 2.5$ was required. The three highest- E_T^{jet} jets in the event, ordered according to decreasing E_T^{jet} , were further required to satisfy $E_T^{\text{jet}(1,2,3)} > 40, 25, 14$ GeV;
- CC DIS events were rejected by requiring the missing transverse momentum to be small compared to the total transverse energy, E_T^{tot} , i.e. $p_T^{\text{CAL}}/\sqrt{E_T^{\text{tot}}} < 2\sqrt{\text{GeV}}$;
- NC DIS events with an identified scattered-positron candidate [46] in the CAL were removed from the sample using the method described in an earlier publication [47];
- $8.8 < \delta < 52.2$ GeV. The upper cut removed unidentified NC DIS events and the lower cut rejected proton beam-gas interactions.

The selected sample contained 348 events.

The invariant mass of jets k and l was determined using the corrected jet transverse energies, as explained in Section 6.1, and jet angular variables according to the formula

$$M^{\text{jj}} = \sqrt{2E_T^{\text{jet},k} E_T^{\text{jet},l} [\cosh(\eta^{\text{jet},k} - \eta^{\text{jet},l}) - \cos(\varphi^{\text{jet},k} - \varphi^{\text{jet},l})]}.$$

The three-jet invariant mass, M^{3j} , was reconstructed using the formula

$$M^{\text{3j}} = \sqrt{\sum_{k<l} 2E_T^{\text{jet},k} E_T^{\text{jet},l} [\cosh(\eta^{\text{jet},k} - \eta^{\text{jet},l}) - \cos(\varphi^{\text{jet},k} - \varphi^{\text{jet},l})]},$$

where the sum runs over $k, l = 1, 2, 3$. The average resolution in M^{jj} was 8% for $M^{\text{jj}} > 50$ GeV and the distribution of M^{jj} for all pairs of jets in a sample of MC signal events is shown in Fig. 3a). The average resolution in M^{3j} was 4% for $M^{\text{3j}} > 80$ GeV and the M^{3j} distribution in a sample of MC signal events is shown in Fig. 3b). Cuts on M^{jj} and M^{3j} were used to search for a signal of single-top production in the hadronic channel.

7.2 Comparison with Monte Carlo simulations

The properties of the selected events were studied in detail and were compared with the MC predictions of the SM processes. The MC distributions were normalised to the number of events in the data with $M^{\text{3j}} < 159$ GeV, i.e. outside the region where the signal

for single-top production is expected. The resulting normalisation factor was 1.11 ± 0.08 , which can be attributed to higher-order QCD corrections to the jet cross sections. The simulations of SM processes provide a reasonable description of the E_T^{jet} and η^{jet} data distributions (not shown). The distribution of M^{jj} for all pairs of jets in an event and that of M^{3j} are presented in Figs. 3a) and b), respectively. The M^{3j} distribution shows a steep fall-off from $M^{\text{3j}} \sim 130$ GeV to 240 GeV. The SM simulations describe the observed M^{jj} and M^{3j} distributions reasonably well.

7.3 Results of the search in the hadronic channel

The MC simulations of the signal and SM processes were used to find optimal windows in M^{jj} and M^{3j} for the observation of a signal relative to the background. The resulting windows were $65.2 < M^{\text{jj}} < 90.8$ GeV and $159 < M^{\text{3j}} < 188$ GeV.

The M^{jj} closest to M_W is denoted by M_W^{jj} . The distribution of M_W^{jj} is shown in Fig. 3c); 261 events in the data satisfied the condition $65.2 < M_W^{\text{jj}} < 90.8$ GeV. The M^{3j} distribution after this cut is shown in Fig. 3d). The simulation of SM processes reproduces the distributions well. After the requirement $159 < M^{\text{3j}} < 188$ GeV, 14 events remained. The distributions of M_W^{jj} and M^{3j} in the data after this cut are shown in Figs. 3e) and f), respectively, and are well reproduced by the simulation of SM processes. After these cuts, the efficiency for detecting single-top production in the hadronic channel was 24%. This efficiency does not include the branching ratio of the top-quark decay in the hadronic channel. The observed M^{3j} distribution shows no significant excess at M_{top} .

8 Systematic uncertainties

The most important sources of systematic uncertainty were:

- leptonic channel
 - the uncertainty of $\pm 1\%$ on the absolute energy scale of the CAL gave changes of ${}_{-1.6}^{+6.7}\%$ in the background and negligible changes in the signal-efficiency estimations;
 - the use of the LEPTO-MEPS model instead of ARIADNE to estimate the NC DIS background gave a change of -0.8% in the background estimation;
 - the MC statistical uncertainty on the SM background estimation was $\pm 7.5\%$;
- hadronic channel
 - the uncertainty of $\pm 1\%$ on the absolute energy scale of the jets [44] gave changes of ${}_{-1.7}^{+10.4}\%$ in the background and ${}_{-4.9}^{+3.9}\%$ in the signal-efficiency estimations;
 - the MC normalisation uncertainty on the SM background estimation was $\pm 7.4\%$.

All these uncertainties in the number of expected background events were added in quadrature and are shown in Tables 1 and 2. The experimental uncertainties were smaller than the theoretical uncertainties and, therefore, were not considered in the derivation of the limits for single-top production.

9 Limit on the FCNC couplings

As no event was selected in the leptonic channel and no excess over the SM prediction was observed in the hadronic channel (see Table 2), limits were set on FCNC couplings of the type tqV . The contribution of the charm quark, which has only a small density in the proton at high x , was ignored by setting $\kappa_{tc\gamma} = v_{tcZ} = 0$. Only the anomalous couplings involving a u quark, $\kappa_{tu\gamma}$ and v_{tuZ} , were considered.

At HERA, most of the sensitivity to FCNC-induced couplings involving the top quark comes from the process $ep \rightarrow etX$ in which a γ is exchanged since the large Z mass suppresses the contribution due to Z exchange. In a first step, limits on $\kappa_{tu\gamma}$ were, therefore, derived assuming $v_{tuZ} = 0$ and using NLO QCD calculations of the cross section for the process $ep \rightarrow etX$ (see Section 2). The results obtained from each channel and centre-of-mass energy together with those from the combined analysis presented below are summarised in Table 2. Limits from a combination of channels were obtained by using a method described in a previous publication [48]. In the derivation of the limits, the decrease in the branching ratio $B(t \rightarrow Wb)$ in the presence of FCNC decays was taken into account. In comparison to the dependence of the result on the assumed value of M_{top} , the effects of all other uncertainties are very small. Therefore, limits were evaluated for $M_{\text{top}} = 170, 175$ and 180 GeV, neglecting the other uncertainties.

By combining the results from both the leptonic and hadronic channels, an upper limit of

$$\kappa_{tu\gamma} < 0.174 \text{ at } 95\% \text{ CL}$$

was derived assuming $M_{\text{top}} = 175$ GeV. The limit was $\kappa_{tu\gamma} < 0.158$ (0.210) for $M_{\text{top}} = 170$ (180) GeV. The above coupling limit corresponds to a limit on the cross section for single-top production of

$$\sigma(ep \rightarrow etX, \sqrt{s} = 318 \text{ GeV}) < 0.225 \text{ pb at } 95\% \text{ CL.}$$

In a second step, the effects of a non-zero v_{tuZ} coupling were taken into account. The derivation of the exclusion region in the $\kappa_{tu\gamma} - v_{tuZ}$ plane was made using LO calculations for the process $ep \rightarrow etX$ obtained with the program CompHEP [49], since NLO corrections to the contribution from Z exchange are not available. Limits in the $\kappa_{tu\gamma} - v_{tuZ}$

plane were derived by using a two-dimensional probability density evaluated assuming a Bayesian prior probability distribution flat in $\kappa_{tu\gamma}$ and v_{tuZ} :

$$\rho(\kappa_{tu\gamma}, v_{tuZ}|D) = \frac{\prod_i L_i(N_{\text{obs}}^i|\kappa_{tu\gamma}, v_{tuZ})}{\int_0^\infty d\kappa_{tu\gamma} \int_0^\infty dv_{tuZ} \prod_i L_i(N_{\text{obs}}^i|\kappa_{tu\gamma}, v_{tuZ})},$$

where $\rho(\kappa_{tu\gamma}, v_{tuZ}|D)$ is the probability density for the FCNC couplings given the set of observed data D and $L_i(N_{\text{obs}}^i|\kappa_{tu\gamma}, v_{tuZ})$ are the partial likelihoods for each channel and centre-of-mass energy evaluated as the Poissonian probabilities to observe N_{obs}^i events given the expectations of the SM background processes and the signals for single-top production. The 95% CL limit was found as the set of points $\rho(\kappa_{tu\gamma}, v_{tuZ}|D) = \rho_0$ such that

$$\int \int_{\rho(\kappa_{tu\gamma}, v_{tuZ}|D) > \rho_0} d\kappa_{tu\gamma} dv_{tuZ} \rho(\kappa_{tu\gamma}, v_{tuZ}|D) = 0.95.$$

Figure 4 shows the exclusion region on the $\kappa_{tu\gamma} - v_{tuZ}$ plane obtained from this search, together with those from CDF [4, 50] and L3 [6], which is the most stringent limit from LEP2 [5]. It should also be noted that the Lagrangian used in the LEP analyses [5, 6, 50] differs from that in Eq. (1) by a constant multiplicative factor such that $\kappa_{tq\gamma}^{\text{LEP}} = \sqrt{2} \kappa_{tq\gamma}^{\text{ZEUS}}$ and $v_{tqZ}^{\text{LEP}} = \sqrt{2} v_{tqZ}^{\text{ZEUS}}$. In Fig. 4, the limits from CDF and L3 are plotted using the Lagrangian convention of Eq. (1). The measurements at the Tevatron and LEP have similar sensitivities to the tuV and tcV couplings, and their limits were obtained with the assumptions $\kappa_{tu\gamma} = \kappa_{tcZ}$ and $v_{tu\gamma} = v_{tcZ}$. In Fig. 4, the published CDF and L3 limits are rescaled by $\sqrt{2}$ for the purposes of comparison to the present results on $\kappa_{tu\gamma}$ and v_{tuZ} which are obtained assuming $\kappa_{tc\gamma} = v_{tcZ} = 0$. The limit-setting procedure was repeated assuming $M_{\text{top}} = 170$ and 180 GeV; the resulting exclusion regions are also shown in Fig. 4.

10 Summary

Single-top production via flavour-changing neutral current transitions has been searched for with the ZEUS detector at HERA in positron-proton and electron-proton collisions at centre-of-mass energies of 300 and 318 GeV using an integrated luminosity of 130.1 pb⁻¹. No deviation from the Standard Model prediction was found. The results were used to constrain single-top production $ep \rightarrow etX$ via the FCNC process. An upper limit on the FCNC coupling $\kappa_{tu\gamma}$ of 0.174 at 95% CL was obtained. This limit excludes a substantial region in $\kappa_{tu\gamma}$ not constrained by previous experiments.

Acknowledgements

We thank the DESY Directorate for their strong support and encouragement. The remarkable achievements of the HERA machine group were essential for the successful completion of this work and are greatly appreciated. We are grateful for the support of the DESY computing and network services. The design, construction and installation of the ZEUS detector have been made possible owing to the ingenuity and effort of many people from DESY and home institutes who are not listed as authors. A. Belyaev and N. Kidonakis provided the computer code to make the cross-section calculations for single-top production. The NLO calculations for W production were provided by K.-P. O. Diener, C. Schwanenberger and M. Spira. In addition, we wish to thank E. Boos for useful discussions.

References

- [1] S.L. Glashow, J. Iliopoulos and L. Maiani, Phys. Rev. D 2 (1970) 1285.
- [2] H. Fritzsch, Phys. Lett. B 224 (1989) 423;
R.D. Peccei and X. Zhang, Nucl. Phys. B 337 (1990) 269;
T. Han, R.D. Peccei and X. Zhang, Nucl. Phys. B 454 (1995) 527;
G.M. Divitiis, R. Petronzio and L. Silvestrini, Nucl. Phys. B 504 (1997) 45.
- [3] H. Fritzsch and D. Holtmannspötter, Phys. Lett. B 457 (1999) 186.
- [4] CDF Collaboration, F. Abe et al., Phys. Rev. Lett. 80 (1998) 2525.
- [5] ALEPH Collaboration, R. Barate et al., Phys. Lett. B 494 (2000) 33;
ALEPH Collaboration, A. Heister et al., Phys. Lett. B 543 (2002) 173;
OPAL Collaboration, G. Abbiendi et al., Phys. Lett. B 521 (2001) 181.
- [6] L3 Collaboration, P. Achard et al., Phys. Lett. B 549 (2002) 290.
- [7] G. Schuler, Nucl. Phys. B 299 (1988) 21;
U. Baur and J.J. van der Bij, Nucl. Phys. B 304 (1988) 451;
J.J. van der Bij and G.J. van Oldenborgh, Z. Phys. C 51 (1991) 477.
- [8] T. Stelzer, Z. Sullivan and S. Willenbrock, Phys. Rev. D 56 (1997) 5919;
S. Moretti and K. Odagiri, Phys. Rev. D 57 (1998) 3040.
- [9] A. Belyaev and N. Kidonakis, Phys. Rev. D 65 (2002) 037501.
- [10] T. Han and J.L. Hewett, Phys. Rev. D 60 (1999) 074015.
- [11] A.D. Martin et al., Eur. Phys. J. C 4 (1998) 463;
A.D. Martin et al., Eur. Phys. J. C 14 (2000) 133.
- [12] ZEUS Collaboration, U. Holm (ed.), *The ZEUS Detector*. Status Report (unpublished), DESY (1993), available on
<http://www-zeus.desy.de/bluebook/bluebook.html>.
- [13] ZEUS Collaboration, M. Derrick et al., Phys. Lett. B 293 (1992) 465.
- [14] N. Harnew et al., Nucl. Inst. Meth. A 279 (1989) 290;
B. Foster et al., Nucl. Phys. Proc. Suppl. B 32 (1993) 181;
B. Foster et al., Nucl. Inst. Meth. A 338 (1994) 254.
- [15] M. Derrick et al., Nucl. Inst. Meth. A 309 (1991) 77;
A. Andresen et al., Nucl. Inst. Meth. A 309 (1991) 101;
A. Caldwell et al., Nucl. Inst. Meth. A 321 (1992) 356;
A. Bernstein et al., Nucl. Inst. Meth. A 336 (1993) 23.

- [16] J. Andruszków et al., Preprint DESY-92-066, DESY, 1992;
ZEUS Collaboration, M. Derrick et al., Z. Phys. C 63 (1994) 391;
J. Andruszków et al., Acta Phys. Pol. B 32 (2001) 2025.
- [17] W. H. Smith, K. Tokushuku and L. W. Wiggers, *Proc. Computing in High-Energy Physics (CHEP), Annecy, France, Sept. 1992*, C. Verkerk and W. Wojcik (eds.), p. 222. CERN, Geneva, Switzerland (1992). Also in preprint DESY 92-150B.
- [18] R. Brun et al., GEANT3, Technical Report CERN-DD/EE/84-1, CERN, 1987.
- [19] H.J. Kim and S. Kartik, Preprint LSUHE-145-1993, 1993.
- [20] Ch. Berger and W. Wagner, Phys. Rep. 146 (1987) 1.
- [21] G. Ingelman, A. Edin and J. Rathsman, Comp. Phys. Comm. 101 (1997) 108.
- [22] B. Andersson et al., Phys. Rep. 97 (1983) 31.
- [23] T. Sjöstrand, Comp. Phys. Comm. 39 (1986) 347;
T. Sjöstrand and M. Bengtsson, Comp. Phys. Comm. 43 (1987) 367.
- [24] A.D. Martin, R.G. Roberts and W.J. Stirling, Phys. Rev. D 50 (1994) 6734.
- [25] A. Kwiatkowski, H. Spiesberger and H.-J. Möhring, Comp. Phys. Comm. 69 (1992) 155;
H. Spiesberger, *An Event Generator for ep Interactions at HERA Including Radiative Processes (Version 4.6)*, 1996, available on
<http://www.desy.de/~hspiesb/heracles.html>.
- [26] K. Charchula, G.A. Schuler and H. Spiesberger, Comp. Phys. Comm. 81 (1994) 381;
H. Spiesberger, *HERACLES and DJANGO: Event Generation for ep Interactions at HERA Including Radiative Processes*, 1998, available on
<http://www.desy.de/~hspiesb/djangoh.html>.
- [27] Y. Azimov et al., Phys. Lett. B 165 (1985) 147;
G. Gustafson, Phys. Lett. B 175 (1986) 453;
G. Gustafson and U. Pettersson, Nucl. Phys. B 306 (1988) 746;
B. Andersson et al., Z. Phys. C 43 (1989) 625.
- [28] L. Lönnblad, Comp. Phys. Comm. 71 (1992) 15;
L. Lönnblad, Z. Phys. C 65 (1995) 285.
- [29] H.L. Lai et al., Eur. Phys. J. C 12 (2000) 375.
- [30] T. Abe, Comp. Phys. Comm. 136 (2001) 126.
- [31] U. Baur, J.A.M. Vermaseren and D. Zeppenfeld, Nucl. Phys. B 375 (1992) 3.
- [32] P. Nason, R. Rückl and M. Spira, J. Phys. G 25 (1999) 1434;
M. Spira, Preprint DESY-99-060, 1999. Also in hep-ph/9905469, 1999;

- K.-P. O. Diener, C. Schwanenberger and M. Spira, Eur. Phys. J. C 25 (2002) 405;
 K.-P. O. Diener, C. Schwanenberger and M. Spira, Preprint hep-ex/0302040, 2003.
- [33] H.L. Lai et al., Phys. Rev. D 55 (1997) 1280.
- [34] P. Aurenche et al., Z. Phys. C 56 (1992) 589.
- [35] M. Bengtsson and T. Sjöstrand, Comp. Phys. Comm. 46 (1987) 43;
 T. Sjöstrand, Comp. Phys. Comm. 82 (1994) 74.
- [36] M. Glück, E. Reya and A. Vogt, Phys. Rev. D 46 (1992) 1973.
- [37] H1 Collaboration, C. Adloff et al., Eur. Phys. J. C 5 (1998) 575.
- [38] ZEUS Collaboration, J. Breitweg et al., Phys. Lett. B 471 (2000) 411.
- [39] ZEUS Collaboration, J. Breitweg et al., Z. Phys. C 74 (1997) 207.
- [40] ZEUS Collaboration, J. Breitweg et al., Eur. Phys. J. C 11 (1999) 427.
- [41] S. Catani et al., Nucl. Phys. B 406 (1993) 187.
- [42] S.D. Ellis and D.E. Soper, Phys. Rev. D 48 (1993) 3160.
- [43] J.E. Huth et al., *Research Directions for the Decade. Proceedings of Summer Study on High Energy Physics, 1990*, E.L. Berger (ed.), p. 134. World Scientific (1992).
 Also in preprint FERMILAB-CONF-90-249-E.
- [44] ZEUS Collaboration, S. Chekanov et al., Phys. Lett. B 531 (2002) 9.
- [45] H1 Collaboration, V. Andreev et al., Preprint DESY-02-224, 2002. Also in
 hep-ex/0301030, 2003.
- [46] H. Abramowicz, A. Caldwell and R. Sinkus, Nucl. Inst. Meth. A 365 (1995) 508;
 R. Sinkus and T. Voss, Nucl. Inst. Meth. A 391 (1997) 360.
- [47] ZEUS Collaboration, M. Derrick et al., Phys. Lett. B 322 (1994) 287.
- [48] ZEUS Collaboration, J. Breitweg et al., Phys. Rev. D 63 (2001) 052002.
- [49] A. Pukhov et al., Preprint INP-MSU-98-41-542, 1999. Also in hep-ph/9908288,
 1999.
- [50] V.F. Obraztsov, S.R. Slabospitsky and O.P. Yushchenko, Phys. Lett.
 B 426 (1998) 393.

Leptonic channel	Positron channel obs./expected (W)	Muon channel obs./expected (W)
Preselection		
$e^+p, \sqrt{s} = 300 \text{ GeV}$ ($\mathcal{L} = 47.9 \text{ pb}^{-1}$)	4 / $7.3^{+0.8}_{-2.1}$	0 / $4.2^{+0.4}_{-0.3}$
$e^-p, \sqrt{s} = 318 \text{ GeV}$ ($\mathcal{L} = 16.7 \text{ pb}^{-1}$)	7 / $3.2^{+0.6}_{-1.0}$	1 / $2.1^{+0.2}_{-0.2}$
$e^+p, \sqrt{s} = 318 \text{ GeV}$ ($\mathcal{L} = 65.5 \text{ pb}^{-1}$)	13 / $10.1^{+0.9}_{-1.9}$	11 / $5.6^{+0.4}_{-0.4}$
Total ($\mathcal{L} = 130.1 \text{ pb}^{-1}$)	24 / $20.6^{+1.7}_{-4.6}$ (17%)	12 / $11.9^{+0.6}_{-0.7}$ (16%)
Final selection ($p_T^{\text{had}} > 25 \text{ GeV}$)		
$e^+p, \sqrt{s} = 300 \text{ GeV}$ ($\mathcal{L} = 47.9 \text{ pb}^{-1}$)	0 / $0.72^{+0.27}_{-0.13}$	0 / $0.78^{+0.10}_{-0.10}$
$e^-p, \sqrt{s} = 318 \text{ GeV}$ ($\mathcal{L} = 16.7 \text{ pb}^{-1}$)	1 / $0.64^{+0.28}_{-0.20}$	1 / $0.45^{+0.07}_{-0.07}$
$e^+p, \sqrt{s} = 318 \text{ GeV}$ ($\mathcal{L} = 65.5 \text{ pb}^{-1}$)	1 / $1.54^{+0.33}_{-0.32}$	4 / $1.53^{+0.17}_{-0.16}$
Total ($\mathcal{L} = 130.1 \text{ pb}^{-1}$)	2 / $2.90^{+0.59}_{-0.32}$ (45%)	5 / $2.75^{+0.21}_{-0.21}$ (50%)
Final selection ($p_T^{\text{had}} > 40 \text{ GeV}$)		
$e^+p, \sqrt{s} = 300 \text{ GeV}$ ($\mathcal{L} = 47.9 \text{ pb}^{-1}$)	0 / $0.23^{+0.05}_{-0.05}$	0 / $0.26^{+0.04}_{-0.04}$
$e^-p, \sqrt{s} = 318 \text{ GeV}$ ($\mathcal{L} = 16.7 \text{ pb}^{-1}$)	0 / $0.16^{+0.06}_{-0.06}$	0 / $0.08^{+0.05}_{-0.01}$
$e^+p, \sqrt{s} = 318 \text{ GeV}$ ($\mathcal{L} = 65.5 \text{ pb}^{-1}$)	0 / $0.54^{+0.07}_{-0.07}$	0 / $0.61^{+0.10}_{-0.09}$
Total ($\mathcal{L} = 130.1 \text{ pb}^{-1}$)	0 / $0.94^{+0.11}_{-0.10}$ (61%)	0 / $0.95^{+0.14}_{-0.10}$ (61%)

Table 1: Number of events in data and Standard Model background for the leptonic channel for different samples after the preselection and final selection cuts. The percentage of single- W production included in the expectation is indicated in parentheses. The statistical and systematic uncertainties added in quadrature are also indicated.

$\sqrt{s} =$	Leptonic channel		Hadronic channel	
	300 GeV	318 GeV	300 GeV	318 GeV
N_{obs}	0	0	5	9
N_{SM}	$0.49^{+0.07}_{-0.07}$	$1.40^{+0.17}_{-0.13}$	$3.3^{+1.3}_{-0.4}$	$14.3^{+1.2}_{-1.1}$
$\epsilon \cdot Br$ (%)	6.9	7.1	16.6	16.5
luminosity (pb^{-1})	47.9	82.2	45.0	82.2
$\sigma_{\text{lim}} \times B(t \rightarrow Wb)$ (pb)	0.906	0.514	0.998	0.426
$\kappa_{t\gamma}$ (per channel)	0.223		0.241	
σ_{lim} (pb) (all channels)	0.225 at $\sqrt{s} = 318$ GeV			
$\kappa_{t\gamma}$ (all channels)	0.174			

Table 2: Number of events in data and Standard Model background for the leptonic and hadronic channels for different samples, together with the efficiency times branching ratio of the signal and luminosity for each sample. The last four rows show the limits on the single-top production cross section via flavour-changing neutral current transitions and on the $\kappa_{t\gamma}$ coupling assuming $M_{\text{top}} = 175$ GeV.

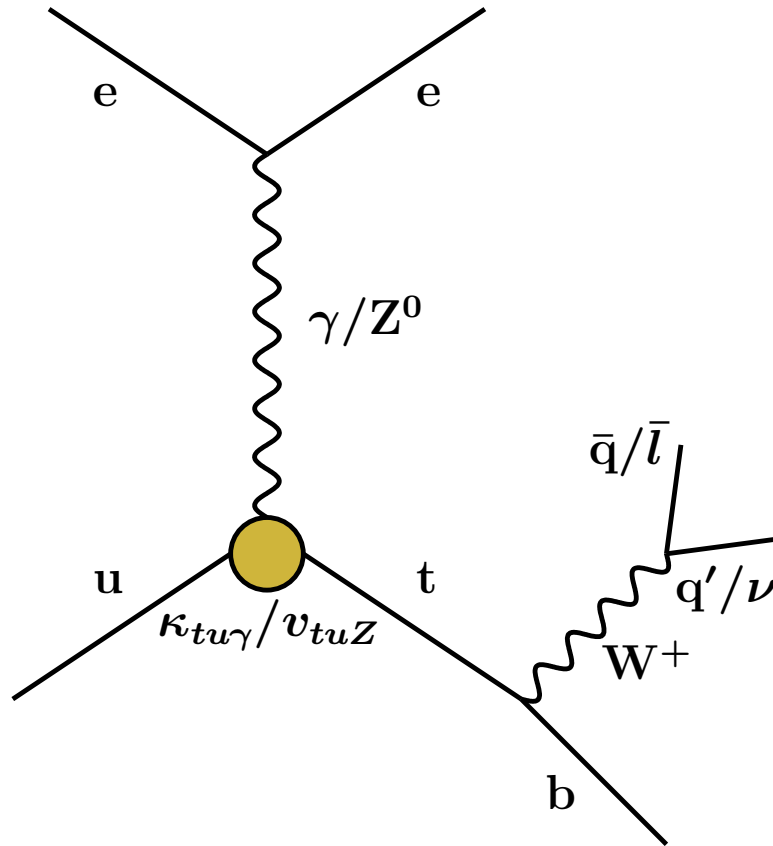


Figure 1: *Single-top production via flavour-changing neutral current transitions at HERA.*

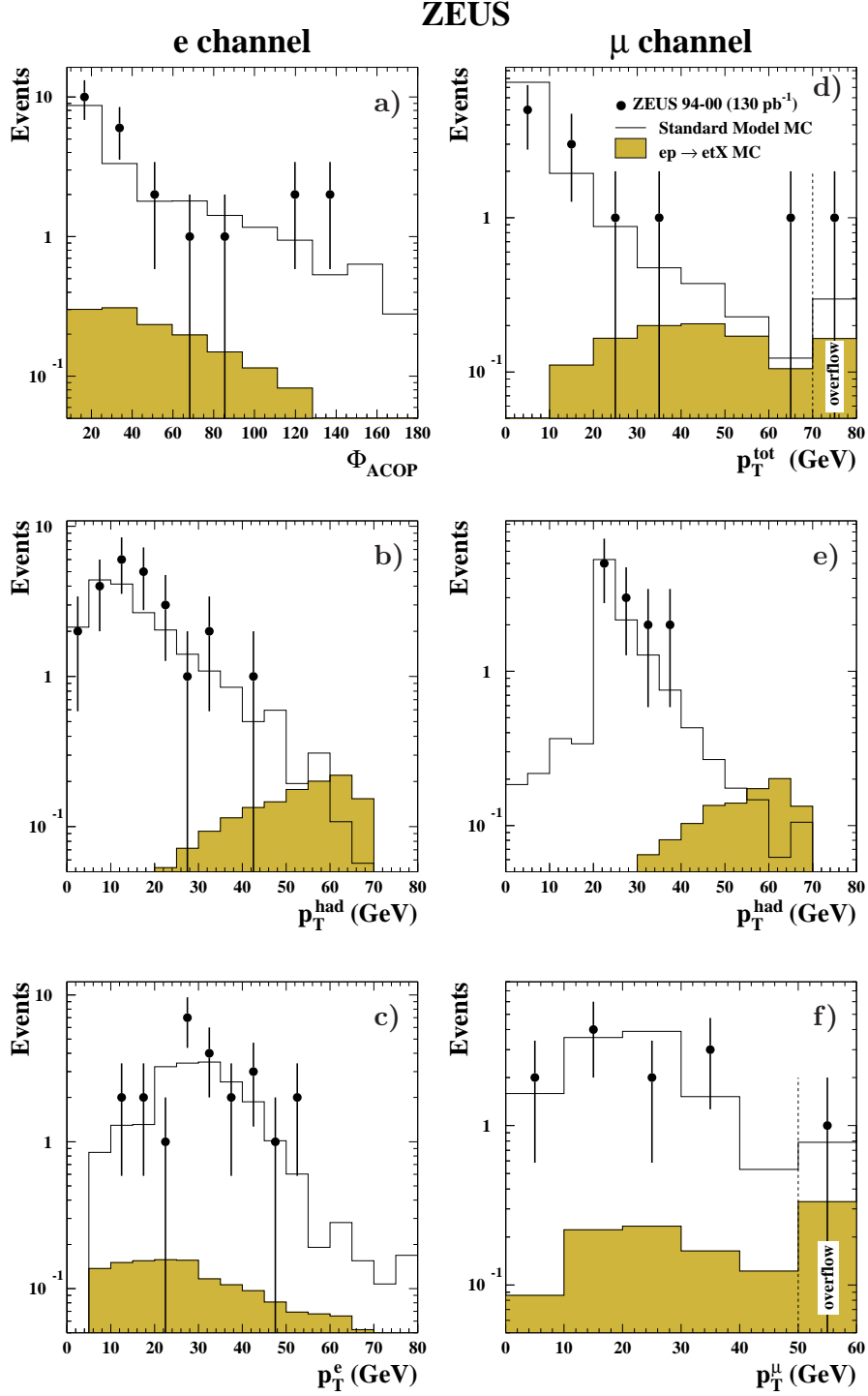


Figure 2: a) Φ_{ACOP} , b) p_T^{had} , and c) p_T^e for those events with an identified positron candidate. d) p_T^{tot} , e) p_T^{had} and f) p_T^μ for those events with an identified muon candidate. The dots are the data, the solid histogram is the Standard Model MC simulation and the shaded histogram represents the signal with $M_{\text{top}} = 175$ GeV normalised to the limit presented in Section 9. The final bins in d) and f), marked “overflow”, contain all events above the lower boundaries of these bins. The distributions are for the selected events according to the criteria of Section 6.1. The Standard Model MC distributions have been normalised to the luminosity of the data.

ZEUS

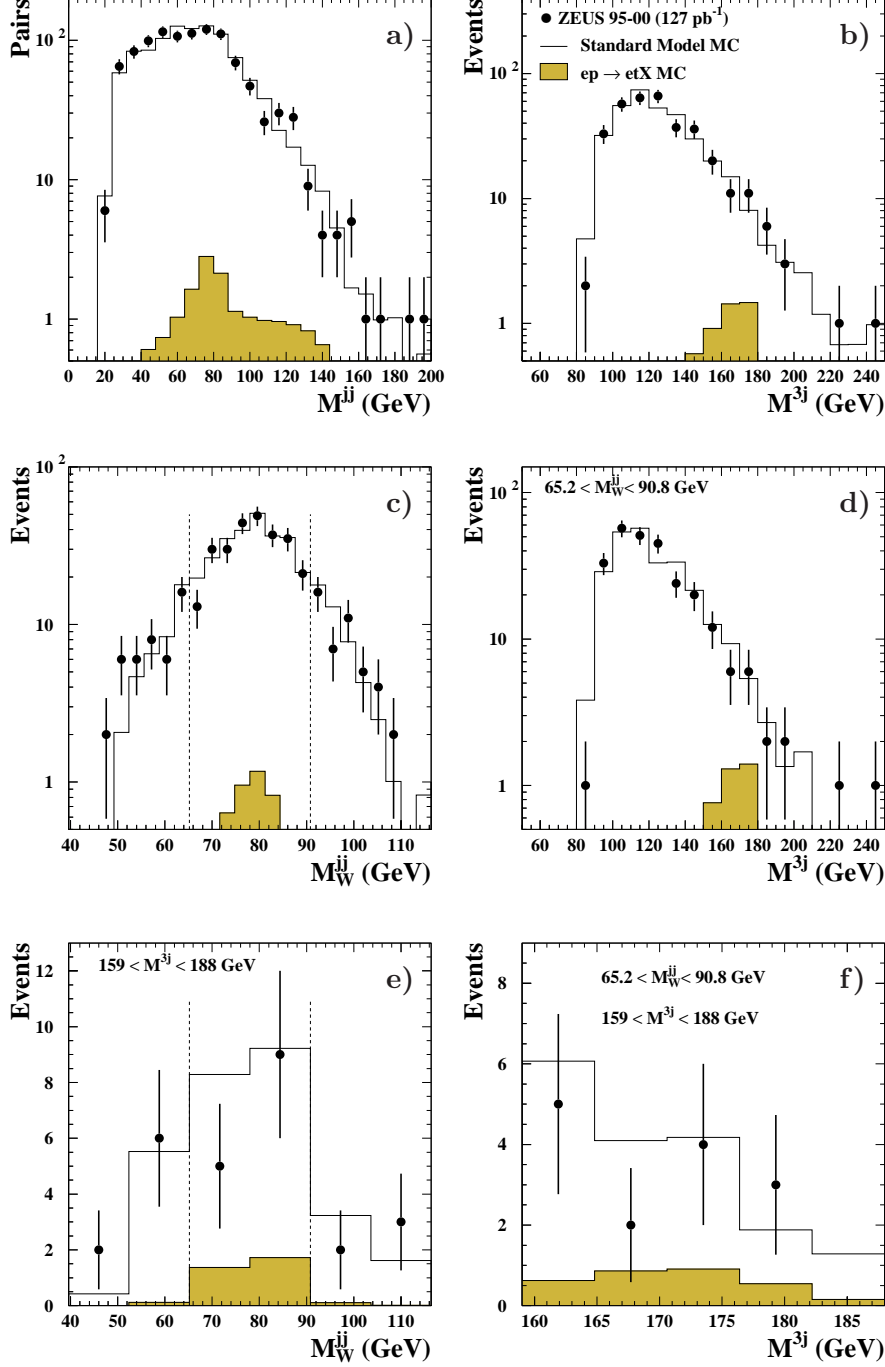


Figure 3: a) M^{ij} (for all pairs of jets), b) M^{3j} and c) M^{ij}_W distributions for the sample of events selected in the hadronic channel; d) M^{3j} distribution for those events with $65.2 < M^{ij}_W < 90.8 \text{ GeV}$; e) M^{ij}_W distribution for those events with $159 < M^{3j} < 188 \text{ GeV}$; f) M^{3j} distribution for those events with $65.2 < M^{ij}_W < 90.8 \text{ GeV}$. The dashed lines in c) and e) represent the cut at $65.2 < M^{ij}_W < 90.8 \text{ GeV}$. The distributions are for three-jet events with $E_T^{\text{jet}1} > 40$, $E_T^{\text{jet}2} > 25$, $E_T^{\text{jet}3} > 14 \text{ GeV}$ and $-1 < \eta^{\text{jet}} < 2.5$. Other details are given in the caption to Fig. 2.

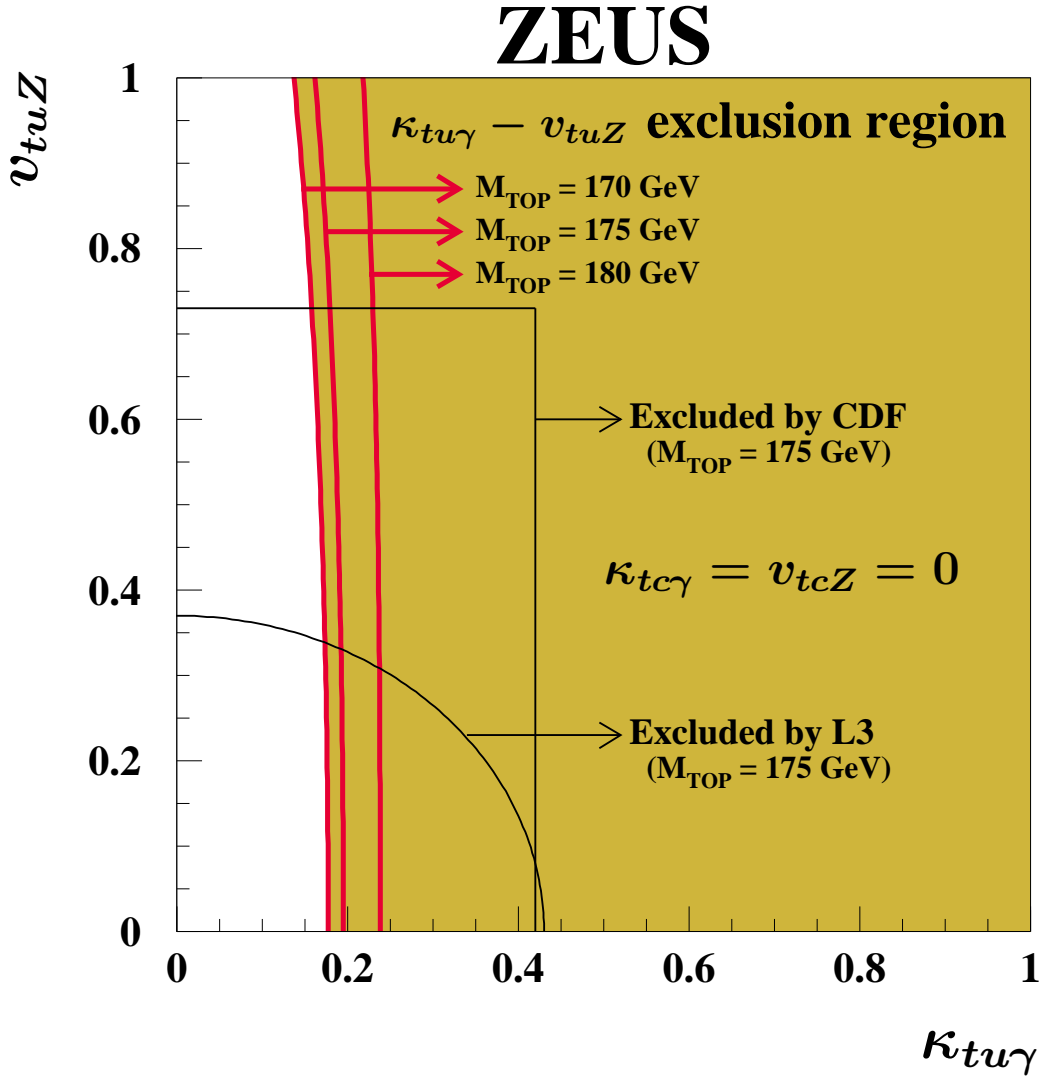


Figure 4: Exclusion regions at 95% CL in the $\kappa_{tu\gamma} - \nu_{tuZ}$ plane for three values of M_{top} (170, 175 and 180 GeV) assuming $\kappa_{tc\gamma} = \nu_{tcZ} = 0$. The CDF and L3 exclusion limits for $M_{\text{top}} = 175$ GeV are also shown.

DESY-03-188
November 2003

Addendum:
**Search for single-top production in ep
collisions at HERA**
DESY-03-012

ZEUS Collaboration

The ZEUS Collaboration

S. Chekanov, M. Derrick, D. Krakauer, J.H. Loizides¹, S. Magill, S. Miglioranzi¹, B. Musgrave, J. Repond, R. Yoshida

Argonne National Laboratory, Argonne, Illinois 60439-4815, USA ⁿ

M.C.K. Mattingly

Andrews University, Berrien Springs, Michigan 49104-0380, USA

P. Antonioli, G. Bari, M. Basile, L. Bellagamba, D. Boscherini, A. Bruni, G. Bruni, G. Cara Romeo, L. Cifarelli, F. Cindolo, A. Contin, M. Corradi, S. De Pasquale, P. Giusti, G. Iacobucci, A. Margotti, A. Montanari, R. Nania, F. Palmonari, A. Pesci, G. Sartorelli, A. Zichichi

University and INFN Bologna, Bologna, Italy ^e

G. Aghuzumtsyan, D. Bartsch, I. Brock, S. Goers, H. Hartmann, E. Hilger, P. Irrgang, H.-P. Jakob, O. Kind, U. Meyer, E. Paul², J. Rautenberg, R. Renner, A. Stifutkin, J. Tandler, K.C. Voss, M. Wang, A. Weber³

Physikalisches Institut der Universität Bonn, Bonn, Germany ^b

D.S. Bailey⁴, N.H. Brook, J.E. Cole, G.P. Heath, T. Namsoo, S. Robins, M. Wing
H.H. Wills Physics Laboratory, University of Bristol, Bristol, United Kingdom ^m

M. Capua, A. Mastroberardino, M. Schioppa, G. Susinno

Calabria University, Physics Department and INFN, Cosenza, Italy ^e

J.Y. Kim, Y.K. Kim, J.H. Lee, I.T. Lim, M.Y. Pac⁵

Chonnam National University, Kwangju, Korea ^g

A. Caldwell⁶, M. Helbich, X. Liu, B. Mellado, Y. Ning, S. Paganis, Z. Ren, W.B. Schmidke, F. Sciulli

Nevis Laboratories, Columbia University, Irvington on Hudson, New York 10027 ^o

J. Chwastowski, A. Eskreys, J. Figiel, A. Galas, K. Olkiewicz, P. Stopa, L. Zawiejski
Institute of Nuclear Physics, Cracow, Poland ⁱ

L. Adamczyk, T. Bold, I. Grabowska-Bold⁷, D. Kisielewska, A.M. Kowal, M. Kowal, T. Kowalski, M. Przybycień, L. Suszycki, D. Szuba, J. Szuba⁸

Faculty of Physics and Nuclear Techniques, AGH-University of Science and Technology, Cracow, Poland ^p

A. Kotański⁹, W. Słomiński

Department of Physics, Jagellonian University, Cracow, Poland

V. Adler, U. Behrens, I. Bloch, K. Borras, V. Chiochia, D. Dannheim, G. Drews, J. Fourletova, U. Fricke, A. Geiser, P. Göttlicher¹⁰, O. Gutsche, T. Haas, W. Hain, S. Hillert¹¹, B. Kahle, U. Kötz, H. Kowalski¹², G. Kramberger, H. Labes, D. Lelas, H. Lim, B. Löhr, R. Mankel, I.-A. Melzer-Pellmann, C.N. Nguyen, D. Notz, A.E. Nuncio-Quiroz, A. Polini, A. Raval, L. Rurua, U. Schneekloth, U. Stoesslein, G. Wolf, C. Youngman, W. Zeuner
Deutsches Elektronen-Synchrotron DESY, Hamburg, Germany

S. Schlenstedt
DESY Zeuthen, Zeuthen, Germany

G. Barbagli, E. Gallo, C. Genta, P. G. Pelfer
University and INFN, Florence, Italy^e

A. Bamberger, A. Benen, F. Karstens, D. Dobur, N.N. Vlasov
Fakultät für Physik der Universität Freiburg i.Br., Freiburg i.Br., Germany^b

M. Bell, P.J. Bussey, A.T. Doyle, J. Ferrando, J. Hamilton, S. Hanlon, D.H. Saxon, I.O. Skillicorn
Department of Physics and Astronomy, University of Glasgow, Glasgow, United Kingdom^m

I. Gialas
Department of Engineering in Management and Finance, Univ. of Aegean, Greece

B. Bodmann, T. Carli, U. Holm, K. Klimek, N. Krumnack, E. Lohrmann, M. Milite, H. Salehi, P. Schleper, S. Stonjek¹¹, K. Wick, A. Ziegler, Ar. Ziegler
Hamburg University, Institute of Exp. Physics, Hamburg, Germany^b

C. Collins-Tooth, C. Foudas, R. Gonçalo¹³, K.R. Long, A.D. Tapper
Imperial College London, High Energy Nuclear Physics Group, London, United Kingdom^m

P. Cloth, D. Filges
Forschungszentrum Jülich, Institut für Kernphysik, Jülich, Germany

M. Kataoka¹⁴, K. Nagano, K. Tokushuku¹⁵, S. Yamada, Y. Yamazaki
Institute of Particle and Nuclear Studies, KEK, Tsukuba, Japan^f

A.N. Barakbaev, E.G. Boos, N.S. Pokrovskiy, B.O. Zhautykov
Institute of Physics and Technology of Ministry of Education and Science of Kazakhstan, Almaty, Kazakhstan

D. Son
Kyungpook National University, Center for High Energy Physics, Daegu, South Korea^g

K. Piotrkowski

Institut de Physique Nucléaire, Université Catholique de Louvain, Louvain-la-Neuve, Belgium

F. Barreiro, C. Glasman¹⁶, O. González, L. Labarga, J. del Peso, E. Tassi, J. Terrón, M. Vázquez, M. Zambrana

Departamento de Física Teórica, Universidad Autónoma de Madrid, Madrid, Spain^l

M. Barbi, F. Corriveau, S. Gliga, J. Lainesse, S. Padhi, D.G. Stairs, R. Walsh

Department of Physics, McGill University, Montréal, Québec, Canada H3A 2T8^a

T. Tsurugai

Meiji Gakuin University, Faculty of General Education, Yokohama, Japan^f

A. Antonov, P. Danilov, B.A. Dolgoshein, D. Gladkov, V. Sosnovtsev, S. Suchkov

Moscow Engineering Physics Institute, Moscow, Russia^j

R.K. Dementiev, P.F. Ermolov, Yu.A. Golubkov¹⁷, I.I. Katkov, L.A. Khein, I.A. Korzhavina, V.A. Kuzmin, B.B. Levchenko¹⁸, O.Yu. Lukina, A.S. Proskuryakov, L.M. Shcheglova, S.A. Zotkin

Moscow State University, Institute of Nuclear Physics, Moscow, Russia^k

N. Coppola, S. Grijpink, E. Koffeman, P. Kooijman, E. Maddox, A. Pellegrino, S. Schagen, H. Tiecke, J.J. Velthuis, L. Wiggers, E. de Wolf

NIKHEF and University of Amsterdam, Amsterdam, Netherlands^h

N. Brümmner, B. Bylsma, L.S. Durkin, T.Y. Ling

Physics Department, Ohio State University, Columbus, Ohio 43210ⁿ

A.M. Cooper-Sarkar, A. Cottrell, R.C.E. Devenish, B. Foster, G. Grzelak, C. Gwenlan¹⁹, S. Patel, P.B. Straub, R. Walczak

Department of Physics, University of Oxford, Oxford United Kingdom^m

A. Bertolin, R. Brugnera, R. Carlin, F. Dal Corso, S. Dusini, A. Garfagnini, S. Limentani, A. Longhin, A. Parenti, M. Posocco, L. Stanco, M. Turcato

Dipartimento di Fisica dell'Università and INFN, Padova, Italy^e

E.A. Heaphy, F. Metlica, B.Y. Oh, J.J. Whitmore²⁰

Department of Physics, Pennsylvania State University, University Park, Pennsylvania 16802^o

Y. Iga

Polytechnic University, Sagamihara, Japan^f

G. D'Agostini, G. Marini, A. Nigro

Dipartimento di Fisica, Università 'La Sapienza' and INFN, Rome, Italy^e

C. Cormack²¹, J.C. Hart, N.A. McCubbin
Rutherford Appleton Laboratory, Chilton, Didcot, Oxon, United Kingdom^m

C. Heusch
*University of California, Santa Cruz, California 95064, USA*ⁿ

I.H. Park
Department of Physics, Ewha Womans University, Seoul, Korea

N. Pavel
Fachbereich Physik der Universität-Gesamthochschule Siegen, Germany

H. Abramowicz, A. Gabareen, S. Kananov, A. Kreisel, A. Levy
Raymond and Beverly Sackler Faculty of Exact Sciences, School of Physics, Tel-Aviv University, Tel-Aviv, Israel^d

M. Kuze
Department of Physics, Tokyo Institute of Technology, Tokyo, Japan^f

T. Fusayasu, S. Kagawa, T. Kohno, T. Tawara, T. Yamashita
Department of Physics, University of Tokyo, Tokyo, Japan^f

R. Hamatsu, T. Hirose², M. Inuzuka, H. Kaji, S. Kitamura²², K. Matsuzawa
Tokyo Metropolitan University, Department of Physics, Tokyo, Japan^f

M.I. Ferrero, V. Monaco, R. Sacchi, A. Solano
Università di Torino and INFN, Torino, Italy^e

M. Arneodo, M. Ruspa
Università del Piemonte Orientale, Novara, and INFN, Torino, Italy^e

T. Koop, G.M. Levman, J.F. Martin, A. Mirea
Department of Physics, University of Toronto, Toronto, Ontario, Canada M5S 1A7^a

J.M. Butterworth²³, R. Hall-Wilton, T.W. Jones, M.S. Lightwood, M.R. Sutton, C. Targett-Adams
Physics and Astronomy Department, University College London, London, United Kingdom^m

J. Ciborowski²⁴, R. Ciesielski²⁵, P. Łuźniak²⁶, R.J. Nowak, J.M. Pawlak, J. Sztuk²⁷, T. Tymieniecka²⁸, A. Ukleja²⁸, J. Ukleja²⁹, A.F. Żarnecki
Warsaw University, Institute of Experimental Physics, Warsaw, Poland^q

M. Adamus, P. Plucinski
Institute for Nuclear Studies, Warsaw, Poland^q

Y. Eisenberg, L.K. Gladilin³⁰, D. Hochman, U. Karshon M. Riveline
Department of Particle Physics, Weizmann Institute, Rehovot, Israel^c

D. Kçira, S. Lammers, L. Li, D.D. Reeder, M. Rosin, A.A. Savin, W.H. Smith
Department of Physics, University of Wisconsin, Madison, Wisconsin 53706, USA ⁿ

A. Deshpande, S. Dhawan
Department of Physics, Yale University, New Haven, Connecticut 06520-8121, USA ⁿ

S. Bhadra, C.D. Catterall, S. Fourletov, G. Hartner, S. Menary, M. Soares, J. Standage
Department of Physics, York University, Ontario, Canada M3J 1P3 ^a

- ¹ also affiliated with University College London, London, UK
- ² retired
- ³ self-employed
- ⁴ PPARC Advanced fellow
- ⁵ now at Dongshin University, Naju, Korea
- ⁶ now at Max-Planck-Institut für Physik, München, Germany
- ⁷ partly supported by Polish Ministry of Scientific Research and Information Technology, grant no. 2P03B 122 25
- ⁸ partly supp. by the Israel Sci. Found. and Min. of Sci., and Polish Min. of Scient. Res. and Inform. Techn., grant no.2P03B12625
- ⁹ supported by the Polish State Committee for Scientific Research, grant no. 2 P03B 09322
- ¹⁰ now at DESY group FEB
- ¹¹ now at Univ. of Oxford, Oxford/UK
- ¹² on leave of absence at Columbia Univ., Nevis Labs., N.Y., US A
- ¹³ now at Royal Holloway University of London, London, UK
- ¹⁴ also at Nara Women's University, Nara, Japan
- ¹⁵ also at University of Tokyo, Tokyo, Japan
- ¹⁶ Ramón y Cajal Fellow
- ¹⁷ now at HERA-B
- ¹⁸ partly supported by the Russian Foundation for Basic Research, grant 02-02-81023
- ¹⁹ PPARC Postdoctoral Research Fellow
- ²⁰ on leave of absence at The National Science Foundation, Arlington, VA, USA
- ²¹ now at Univ. of London, Queen Mary College, London, UK
- ²² present address: Tokyo Metropolitan University of Health Sciences, Tokyo 116-8551, Japan
- ²³ also at University of Hamburg, Alexander von Humboldt Fellow
- ²⁴ also at Łódź University, Poland
- ²⁵ supported by the Polish State Committee for Scientific Research, grant no. 2 P03B 07222
- ²⁶ Łódź University, Poland
- ²⁷ Łódź University, Poland, supported by the KBN grant 2P03B12925
- ²⁸ supported by German Federal Ministry for Education and Research (BMBF), POL 01/043
- ²⁹ supported by the KBN grant 2P03B12725
- ³⁰ on leave from MSU, partly supported by University of Wisconsin via the U.S.-Israel BSF

- ^a supported by the Natural Sciences and Engineering Research Council of Canada (NSERC)
- ^b supported by the German Federal Ministry for Education and Research (BMBF), under contract numbers HZ1GUA 2, HZ1GUB 0, HZ1PDA 5, HZ1VFA 5
- ^c supported by the MINERVA Gesellschaft für Forschung GmbH, the Israel Science Foundation, the U.S.-Israel Binational Science Foundation and the Benozio Center for High Energy Physics
- ^d supported by the German-Israeli Foundation and the Israel Science Foundation
- ^e supported by the Italian National Institute for Nuclear Physics (INFN)
- ^f supported by the Japanese Ministry of Education, Culture, Sports, Science and Technology (MEXT) and its grants for Scientific Research
- ^g supported by the Korean Ministry of Education and Korea Science and Engineering Foundation
- ^h supported by the Netherlands Foundation for Research on Matter (FOM)
- ⁱ supported by the Polish State Committee for Scientific Research, grant no. 620/E-77/SPB/DESY/P-03/DZ 117/2003-2005
- ^j partially supported by the German Federal Ministry for Education and Research (BMBF)
- ^k partly supported by the Russian Ministry of Industry, Science and Technology through its grant for Scientific Research on High Energy Physics
- ^l supported by the Spanish Ministry of Education and Science through funds provided by CICYT
- ^m supported by the Particle Physics and Astronomy Research Council, UK
- ⁿ supported by the US Department of Energy
- ^o supported by the US National Science Foundation
- ^p supported by the Polish State Committee for Scientific Research, grant no. 112/E-356/SPUB/DESY/P-03/DZ 116/2003-2005, 2 P03B 13922
- ^q supported by the Polish State Committee for Scientific Research, grant no. 115/E-343/SPUB-M/DESY/P-03/DZ 121/2001-2002, 2 P03B 07022

Limits using an improved signal simulation

In this addendum, a new simulation of single-top production, improved with respect to that described in Section 4, has been employed. A full simulation of the flavour-changing neutral current process has been performed, considering the anomalous tuZ and $tu\gamma$ couplings (v_{tuZ} , $\kappa_{tu\gamma}$) both in the top production and decay. This allows the exclusion limits in the $\kappa_{tu\gamma} - v_{tuZ}$ plane to be improved at large values of v_{tuZ} .

The exclusion limits obtained in Section 9 used the HEXF generator [1], which considers only γ -mediated top production to evaluate the selection efficiency for the signal. The effect of the Z -mediated process was taken into account by the conservative assumption that the efficiency was zero in the hadronic channel and identical to that for the γ case in the leptonic channel. However, the final states from top production mediated by γ or Z exchange are quite different. For the former, the polar-angle distribution of the scattered electron¹ is peaked towards the electron beam direction and often escapes detection, while for the latter, the scattered electron is within the detector acceptance in most cases. As a consequence, the efficiency for the Z -exchange process is larger than that for the γ -exchange process in the leptonic decay channel, and lower in the hadronic decay channel, where an explicit cut against final-state electrons was applied to suppress the neutral current DIS background.

The improved simulation uses COMPHEP [2] for the hard process $eu \rightarrow et$ and PYTHIA6 [3] for proper treatment of the proton remnant, initial- and final-state QED and QCD radiation, hadronisation and particle decays. Monte Carlo samples were generated for the top decay channels $t \rightarrow bW$ and $t \rightarrow uZ$. For γ exchange, HEXF and COMPHEP give consistent results. Final results have been obtained using HEXF for γ exchange and COMPHEP for Z exchange. The interference between the two processes gives a contribution to the cross section of less than 1% in the whole range of the anomalous couplings considered in the analysis and was neglected.

For the process mediated by a photon, the selection efficiency in the leptonic channel is 7.1% (3.0%) for $t \rightarrow bW$ ($t \rightarrow uZ$), while for the hadronic channel it is 16.5% for $t \rightarrow bW$ and slightly higher for $t \rightarrow uZ$. The new simulation allows the evaluation of the efficiency for the Z -exchange process. In the leptonic channel, it is 11.5% (10.6%) for $t \rightarrow bW$ ($t \rightarrow uZ$), while for the hadronic channel it is 4.0% for both decay channels. The reported efficiencies are for $\sqrt{s} = 318$ GeV and include the branching ratio of the W or Z in the considered decay channels; for $\sqrt{s} = 300$ GeV, the efficiencies are similar. The efficiency of the selection criteria, described in Section 6.7, is small for the decay channel $t \rightarrow u\gamma$, and was conservatively assumed to be zero.

¹ Here and in the following ‘electron’ is used indifferently for both electron and positron.

The derivation of the exclusion region in the $\kappa_{tu\gamma} - v_{tuZ}$ plane was made using LO calculations for the process $ep \rightarrow etX$ obtained with the program COMPHEP. Corrections due to QED initial-state radiation were taken into account using the Weizsäcker-Williams approximation [4, 5]. Figure 1 shows the 95% confidence level exclusion limits in the $\kappa_{tu\gamma} - v_{tuZ}$ plane obtained from this search, together with those from CDF [6], L3 [7] and H1 [8]. The H1 result constrains only the $\kappa_{tu\gamma}$ coupling; it was obtained including next-to-leading-order QCD corrections and assuming $v_{tuZ} = 0$. The limits were obtained using the procedure described in Section 9. The improved simulation of single-top production considerably improves the limits for large values of the anomalous vector coupling v_{tuZ} .

References

- [1] H.J. Kim and S. Kartik, Preprint LSUHE-145-1993 (1993).
- [2] A. Pukhov et al., Preprint INP-MSU-98-41-542 (1999).
Also in hep-ph/9908288 (1999).
- [3] M. Bengtsson and T. Sjöstrand, *Comp. Phys. Comm.* 46 (1987) 43.
- [4] C. F. von Weizsäcker, *Z. Phys.* 88 (1934) 612.
- [5] E. J. Williams, *Phys. Rev.* 45 (1934) 729.
- [6] CDF Collaboration, F. Abe et al., *Phys. Rev. Lett.* 80 (1998) 2525.
- [7] L3 Collaboration, P. Achard et al., *Phys. Lett. B* 549 (2002) 290.
- [8] H1 Collaboration, A. Aktas et al., DESY-03-132 (2003),
submitted to *Eur. Phys. J. C*.

ZEUS

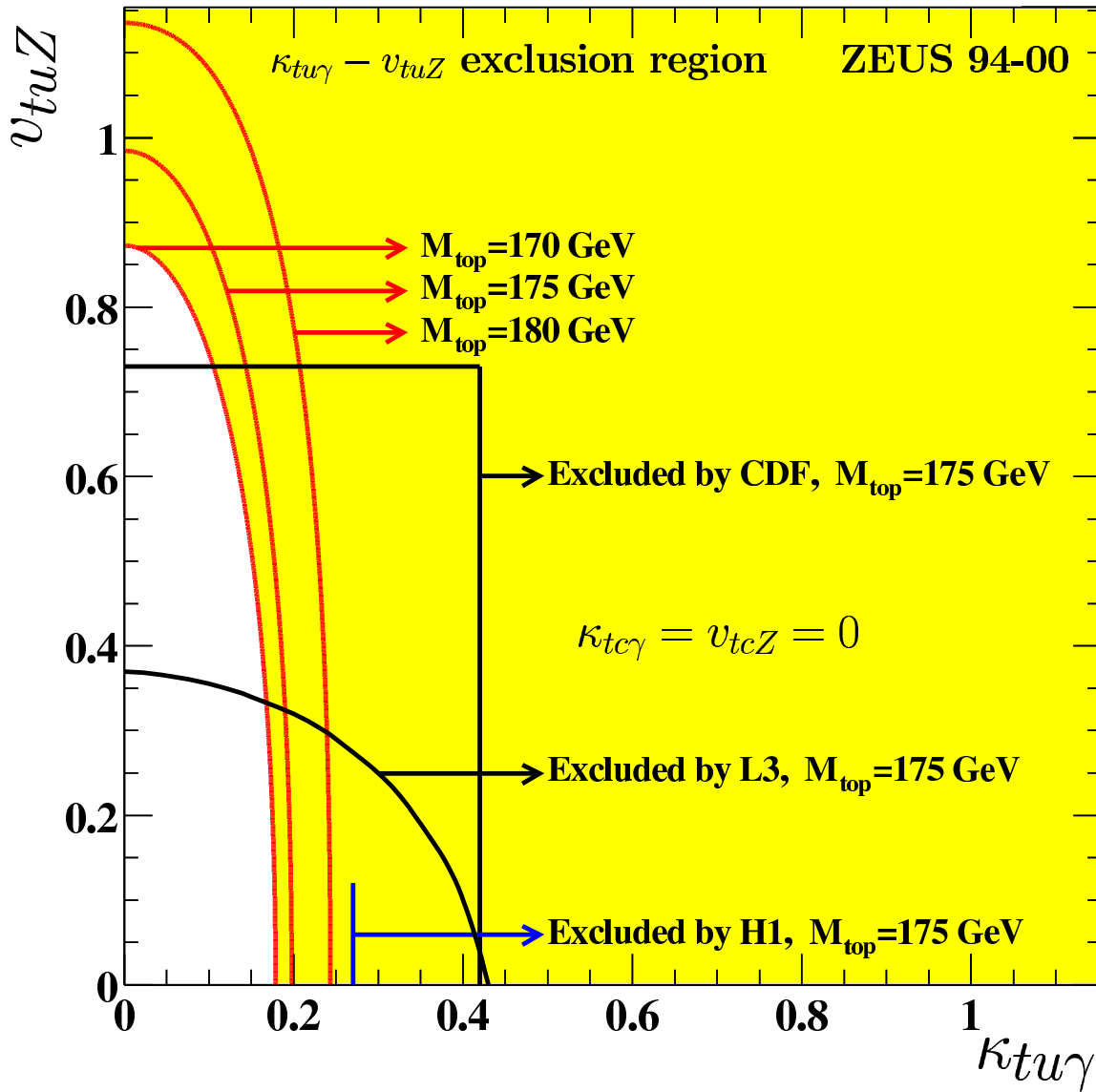


Figure 1: Exclusion regions at 95% CL in the $\kappa_{t\bar{u}\gamma} - \nu_{t\bar{u}Z}$ plane for three values of M_{top} (170, 175 and 180 GeV) assuming $\kappa_{t\bar{c}\gamma} = \nu_{t\bar{c}Z} = 0$. The CDF, L3 and H1 exclusion limits are also shown.