

## Observation of exotic meson production in the reaction $\pi^- p \rightarrow \eta' \pi^- p$ at 18 GeV/c

E. I. Ivanov<sup>1</sup>, D. L. Stienike<sup>1</sup>, D. I. Ryabchikov<sup>3</sup>, G. S. Adams<sup>7</sup>, T. Adams<sup>1</sup>, Z. Bar-Yam<sup>4</sup>, J. M. Bishop<sup>1</sup>,  
 V. A. Bodyagin<sup>5</sup>, D. S. Brown<sup>6</sup>, N. M. Cason<sup>1</sup>, S. U. Chung<sup>2</sup>, J. P. Cummings<sup>7</sup>, K. Danyo<sup>2</sup>, S. P. Denisov<sup>3</sup>,  
 V. A. Dorofeev<sup>3</sup>, J. P. Dowd<sup>4</sup>, P. Eugenio<sup>4</sup>, X. L. Fan<sup>6</sup>, R. W. Hackenburg<sup>2</sup>, M. Hayek<sup>4</sup>, D. Joffe<sup>6</sup>, I. A. Kachaev<sup>3</sup>,  
 W. Kern<sup>4</sup>, E. King<sup>4</sup>, O. L. Kodolova<sup>5</sup>, V. L. Korotkikh<sup>5</sup>, M. A. Kostin<sup>5</sup>, J. Kuhn<sup>7</sup>, V. V. Lipaev<sup>3</sup>, J. M. LoSecco<sup>1</sup>,  
 J. J. Manak<sup>1</sup>, J. Napolitano<sup>7</sup>, M. Nozar<sup>7</sup>, C. Olchanski<sup>2</sup>, A. I. Ostrovidov<sup>5</sup>, T. K. Pedlar<sup>6</sup>, A. V. Popov<sup>3</sup>,  
 L. I. Sarycheva<sup>5</sup>, K. K. Seth<sup>6</sup>, X. Shen<sup>6</sup>, N. Shenhav<sup>4</sup>, W. D. Shephard<sup>1</sup>, N. B. Sinev<sup>5</sup>, J. A. Smith<sup>7</sup>, S. A. Taegar<sup>1</sup>,  
 A. Tomaradze<sup>6</sup>, I. N. Vardanyan<sup>5</sup>, D. P. Weygand<sup>8</sup>, D. B. White<sup>7</sup>, H. J. Willutzki<sup>2</sup>, M. Witkowski<sup>7</sup>, A. A. Yershov<sup>5</sup>

The E852 Collaboration

<sup>1</sup>University of Notre Dame, Notre Dame, IN 46556, USA

<sup>2</sup>Brookhaven National Laboratory, Upton, Long Island, NY 11973, USA

<sup>3</sup>Institute for High Energy Physics, Protvino, Russian Federation

<sup>4</sup>University of Massachusetts Dartmouth, North Dartmouth, MA 02747, USA

<sup>5</sup>Moscow State University, Moscow, Russian Federation

<sup>6</sup>Northwestern University, Evanston, IL 60208, USA

<sup>7</sup>Rensselaer Polytechnic Institute, Troy, NY 12180, USA

<sup>8</sup>Thomas Jefferson National Accelerator Facility, Newport News, VA 23606, USA

(October 24, 2018)

An amplitude analysis of an exclusive sample of 5765 events from the reaction  $\pi^- p \rightarrow \eta' \pi^- p$  at 18 GeV/c is described. The  $\eta' \pi^-$  production is dominated by natural parity exchange and by three partial waves: those with  $J^{PC} = 1^{-+}, 2^{++}$ , and  $4^{++}$ . A mass-dependent analysis of the partial-wave amplitudes indicates the production of the  $a_2(1320)$  meson as well as the  $a_4(2040)$  meson, observed for the first time decaying to  $\eta' \pi^-$ . The dominant, exotic (non- $q\bar{q}$ )  $1^{-+}$  partial wave is shown to be resonant with a mass of  $1.597 \pm 0.010^{+0.045}_{-0.010}$  GeV/c<sup>2</sup> and a width of  $0.340 \pm 0.040 \pm 0.050$  GeV/c<sup>2</sup>. This exotic state, the  $\pi_1(1600)$ , is produced with a  $t$  dependence which is different from that of the  $a_2(1320)$  meson, indicating differences between the production mechanisms for the two states.

Exotic mesons - those whose valence structure is not composed of a quark-antiquark ( $q\bar{q}$ ) pair - have been discussed [1–10] for many years but have only recently been observed experimentally. The underlying structure of the observed exotic states at  $1.4 \text{ GeV}/c^2$  decaying into  $\eta\pi^-$  [11–13] and at  $1.6 \text{ GeV}/c^2$  decaying into  $\rho^0\pi^-$  [14] is not yet understood. Possible explanations for these  $I = 1$  states could be that they are hybrid mesons, consisting of a  $q\bar{q}$  pair and a constituent gluon, or four-quark ( $q\bar{q}q\bar{q}$ ) states. However, within the framework of the flux-tube model the masses of these states are somewhat low to be hybrid mesons [6]; and four-quark states are expected to be very broad [1].

Since the models for exotic mesons typically predict masses, widths, and branching ratios, and since it is important to classify the exotic states to provide necessary input to the QCD models, there is a strong motivation to search for additional states as well as to search for additional decay modes for the observed states. In this paper, we describe the search for exotic states decaying into the  $\eta'\pi^-$  final state using the reaction  $\pi^-p \rightarrow \eta'\pi^-p$ , where  $\eta' \rightarrow \eta\pi^+\pi^-$  and  $\eta \rightarrow \gamma\gamma$ .

The data sample was collected during the 1995 run of experiment E852 at the Multi-Particle Spectrometer facility at Brookhaven National Laboratory (BNL). A  $\pi^-$  beam with laboratory momentum  $18 \text{ GeV}/c$  and a liquid hydrogen target were used. A detailed description of the experimental apparatus can be found elsewhere [12].

The trigger required three forward-going charged tracks, a charged recoil track and a signal in a lead-glass electromagnetic calorimeter (LGD). A total of 165 million triggers of this type were recorded. After reconstruction, 1.37 million events satisfied the trigger topology and had two clusters in the LGD. The  $\eta$  signal is seen in the  $\gamma\gamma$  effective mass distribution in Fig.1 (a). Applying kinematic fitting [15], some 70000 events consistent with the  $p\eta\pi^+\pi^-\pi^-$  ( $\eta \rightarrow \gamma\gamma$ ) final state were found. These events satisfied energy-momentum conservation at the production and  $\eta$  decay vertices with a confidence level  $CL > 0.05$  as well as the requirement that the difference between the azimuthal angles of the the fitted proton direction and the measured proton track be less than  $10^\circ$ . As seen from the  $\eta\pi^+\pi^-$  effective mass distribution (uncorrected for acceptance) in Fig.1 (a) the  $\eta'$  signal lies over an approximately 10% non- $\eta'$  background. The second peak in the  $\eta\pi^+\pi^-$  mass spectrum is due to production of the  $f_1(1285)$  and  $\eta(1295)$  resonances.

The next level of selection identified 6040 events consistent with the  $p\eta'\pi^-$  ( $\eta' \rightarrow \eta\pi^+\pi^-$ ,  $\eta \rightarrow \gamma\gamma$ ) final state. These events satisfy energy-momentum conservation at the production,  $\eta'$  and  $\eta$  decay vertices with  $CL > 0.05$  as well as topological and fiducial volume cuts. The resulting uncorrected  $\eta'\pi^-$  mass spectrum (Fig.1 (b)) has a broad peak near  $1.6 \text{ GeV}/c^2$  and structure around  $1.3 \text{ GeV}/c^2$ .

The acceptance corrected distribution of the four-

momentum-transfer  $|t|$  is shown in Fig.2 (a). The amplitude analysis discussed below was made for the data in the range  $0.09 < |t| < 2.5 \text{ GeV}^2/c^2$ . Because of the very low acceptance in the region  $|t| < 0.09 \text{ GeV}^2/c^2$ , the 275 events in that region were not used. In the interval  $0.25 < |t| < 1.0 \text{ GeV}^2/c^2$  the  $|t|$  distribution has an exponential behavior and can be fitted with the function  $f(t) = ae^{b|t|}$  with  $b = -2.93 \pm 0.11 (\text{GeV}/c)^{-2}$ . The magnitude of  $b$  is significantly less than that observed for the  $\eta\pi^-$  final state [11,12], where  $b \approx -5 (\text{GeV}/c)^{-2}$  (see the discussion below).

A mass-independent partial-wave analysis (PWA) [12,16,17] of the data was used to study the spin-parity structure of the  $\eta'\pi^-$  system. The partial waves are parameterized by a set of five numbers:  $J^{PC}m^\epsilon$ , where  $J$  is the angular momentum,  $P$  the parity and  $C$  the C parity of the  $\eta'\pi^-$  system;  $m$  is the absolute value of the angular momentum projection; and  $\epsilon$  is the reflectivity (coinciding with the naturality of the exchanged particle [18]). We will use simplified notation in which each partial wave is denoted by a letter, indicating the  $\eta'\pi^-$  system's angular momentum in standard spectroscopic notation, and a subscript, which can take the values 0, +, or -, for  $m^\epsilon = 0^-, 1^+, \text{ or } 1^-$  respectively. We assume that the contribution from partial waves with  $m > 1$  is small and can be neglected.

Mass-independent PWA fits shown in this paper are carried out in  $0.05$  and  $0.10 \text{ GeV}/c^2$  mass bins from  $1.1$  to  $2.5 \text{ GeV}/c^2$  and all use the  $S_0, P_-, P_0, P_+, D_-, D_0, D_+$  and  $G_+$  partial waves. For each partial wave the complex production amplitudes are determined from an extended maximum likelihood fit [17]. The spin-flip and spin-nonflip contributions to the baryon vertex lead to a production spin-density matrix with maximal rank two. A rank two mass-independent PWA in a system of two pseudoscalars cannot be performed because of the presence of a continuous mathematical ambiguity. Rank-two fits were done when additional assumptions for the amplitudes were introduced (assumptions regarding the  $t$ -dependence and mass dependence of the amplitudes) to resolve the continuous ambiguity problem, and they gave results consistent with those from the rank one fits. The PWA fits presented in this paper are with spin-density matrix of rank one.

The experimental acceptance was determined by comparison of the data with a Monte Carlo event sample. The Monte Carlo events were generated with isotropic angular distributions in the Gottfried-Jackson frame. The detector simulation was based on the E852 detector simulation package SAGEN [11,12]. The experimental acceptance was incorporated into the PWA by means of Monte Carlo normalization integrals [12]. The quality of the fits was determined by a  $\chi^2$  comparison of the experimental multipole moments with those predicted by the results of the PWA fit [19].

Results of the PWA are shown in Fig. 2 for the  $0.05$

GeV/ $c^2$  fits and Fig. 3 for the 0.10 GeV/ $c^2$  fits. The former are intended to show detail in the high statistics low-mass region and the latter are used to study the high-mass region. The unnatural-parity-exchange waves (not shown) are small, poorly determined, and do not affect our results.

The acceptance-corrected numbers of events predicted by the PWA fits for the stronger partial waves and the phase differences between them are shown as points with error bars. There are discrete mathematical ambiguities in the description of a system of two pseudoscalar mesons [17]. The ambiguous solutions were found by performing 1000 PWA fits with random starting values in each mass bin. The range of the ambiguous solutions in a mass bin is presented by black rectangles, and the maximum extent of their statistical errors is shown as the error bar. In most mass bins, the range of values found for the ambiguous solutions was small enough that they cannot be distinguished in the figures.

Between 1.5 and 1.8 GeV/ $c^2$  the exotic  $P_+$  is the dominant wave. Its intensity distribution consists of a broad structure peaked near 1.6 GeV/ $c^2$ . The  $D_+$  wave intensity has a narrow peak at 1.3 GeV/ $c^2$  associated with the  $a_2(1320)$  and a broad structure at higher masses. The  $G_+$  wave intensity is negligible below 1.7 GeV/ $c^2$  and is clearly nonzero in the higher mass region. The  $(P_+ - D_+)$ ,  $(D_+ - G_+)$  and  $(P_+ - G_+)$  wave phase differences show rapid changes possibly indicative of the presence of interfering resonant states. The observed  $P_+$  and  $D_+$  intensities and their relative phase difference distribution are consistent with those reported by the VES [20] collaboration. Leakage studies [12] were carried out and no leakage of significance was found among the dominant waves.

To study the nature of the observed partial waves, three different kinds of mass-dependent analyses (MDA) [12] have been carried out. In the first fit type (Fit 1), the  $P_+$  and  $D_+$  intensities and their phase difference were fitted using the PWA results in 0.05 GeV/ $c^2$  bins. For the other two types (Fit 2 and Fit 3), the  $P_+$  and  $G_+$ , and the  $D_+$  and  $G_+$  waves respectively were fitted, along with their phase differences, using the 0.10 GeV/ $c^2$  PWA results. These fits all used linear combinations of relativistic Breit-Wigner functions (poles) with mass-dependent widths and Blatt-Weisskopf barrier factors.

Because of the presence of distinct ambiguous PWA solutions in some mass bins, all possible combinations of these solutions were used as inputs to the MDA fits. Typical fits are shown as the smooth curves in Figs. 2 and 3. The fits use a single Breit-Wigner function to describe the  $P_+$  wave, and two Breit-Wigner functions to describe both the  $D_+$  and  $G_+$  partial waves. (The fits can be improved by a second  $P_+$  resonance in the 1.4 GeV/ $c^2$  region corresponding to the  $\pi(1400)$  state observed previously [11–13]. However, since the fits are satisfactory without the  $\pi(1400)$ , its production in this

final state is not required in the analysis.)

Many acceptable mass-dependent fits ( $\chi^2/dof < 1.5$ ) were obtained for each of the three fit types. The resonance parameters from these fits were all consistent with each other. Results from all of these fits were thus retained to determine resonance parameters. The resonance parameters are given in Table I for the  $P_+$  exotic resonance and for the lower-mass resonances in the  $D_+$  and  $G_+$  waves. In this table, the central value for the mass and width of each resonance as well as the statistical error in these quantities were determined as the average of those quantities over all acceptable fits. The first error in these values is statistical, determined using the covariance matrix of the mass-independent PWA; the second is systematic. The systematic errors are based on the range of values allowed by taking into account different assumptions for the partial widths of the states, different parameterizations of the  $D_+$  wave, and different ambiguous solutions. The experimental resolution has not been unfolded.

The mass and the width of the  $P_+$  state are consistent with those of the  $\pi_1(1600)$  exotic state observed in the  $\pi^+\pi^-\pi^-$  system [14]. Our data are thus consistent with the observation of a second decay mode of the  $\pi_1(1600)$ .

The first pole in the  $D_+$  partial wave has mass and width consistent with those of the  $a_2(1320)$ . The  $D_+$  wave in the mass region above 1.4 GeV/ $c^2$  is consistent with a broad Breit-Wigner function centered around 1.8 – 1.9 GeV/ $c^2$  and with width between 0.55 and 0.75 GeV/ $c^2$ . Alternatively, that mass region can be described with two narrower Breit-Wigner functions. The alternative parameterizations of the  $D_+$  wave do not affect the conclusions of this paper.

The  $G_+$  partial wave has been parameterized with two Breit-Wigner functions in fit types 2 and 3. The parameters of the lower-mass state given in Table I are consistent with the mass and width of the  $a_4(2040)$  [21], which has not been observed previously in the  $\eta'\pi^-$  system. The second Breit-Wigner pole in the  $G_+$  wave is located in the high-mass region ( $\approx 2.4$  GeV/ $c^2$ ) where limited statistics results in sizable statistical and systematic uncertainty. Its physical interpretation is unclear.

Mass-independent analyses have also been performed for two separate four-momentum-transfer intervals including equal numbers of events (see Fig. 4). The fits show that, as  $|t|$  increases, the production rate for the  $a_2(1320)$  decreases faster than the production rate for the exotic state. Note from Fig. 4 that the numbers of events in the marked peak bins for  $P_+$  production are nearly equal for the two  $|t|$  intervals (the ratio of the high- $|t|$  to the low- $|t|$  peaks is  $1.00 \pm 0.12$ ) whereas for  $D_+$  production, the ratio is  $0.71 \pm 0.15$ . Since the  $|t|$  distribution is correlated with the production mechanism for peripheral processes, we conclude that exotic meson production proceeds via a different production mechanism than that for production of the  $\pi^- a_2(1320)$  meson.

or that it proceeds with a different mixture of the same production mechanisms.

In conclusion, we have studied the  $\eta'\pi^-$  system produced in the reaction  $\pi^-p \rightarrow p\eta'\pi^-$  at 18 GeV/c. We find that an exotic meson, the  $\pi_1(1600)$  is produced, decaying to  $\eta'\pi^-$ . The different  $t$  dependence for their production shows that the well-known  $a_2(1320)$  and the exotic  $\pi_1(1600)$  are produced via different production mechanisms. Finally, a high-mass state consistent with the  $a_4(2040)$  has been observed decaying to  $\eta'\pi^-$ .

We would like to express our appreciation to the members of the MPS group, and to the staffs of the AGS, BNL, and the collaborating institutions for their efforts. This research was supported in part by the National Science Foundation, the US Department of Energy, and the Russian State Committee for Science and Technology. The Southeastern Universities Research Association (SURA) operates the Thomas Jefferson National Accelerator Facility for the United States Department of Energy under contract DE-AC05-84ER40150.

TABLE I. Fitted Resonance Parameters

Partial Wave	Mass	Width
$P_+$	$1.597 \pm 0.010^{+0.045}_{-0.010}$	$0.340 \pm 0.040 \pm 0.050$
$D_+$	$1.318 \pm 0.008^{+0.003}_{-0.005}$	$0.140 \pm 0.035 \pm 0.020$
$G_+$	$2.000 \pm 0.040^{+0.060}_{-0.020}$	$0.350 \pm 0.100^{+0.070}_{-0.050}$

- 
- [1] R.L. Jaffe and K. Johnson, Phys. Lett. **60B**, 201 (1976); R.L. Jaffe, Phys. Rev. D **15**, 267 (1977).
  - [2] T. Barnes and F.E. Close, Phys. Lett. B **116**, 365 (1982).
  - [3] T. Barnes et al., Nucl. Phys. B **224**, 241 (1983).
  - [4] N. Isgur and J. Paton, Phys. Rev. D **31**, 2910 (1985).
  - [5] I. Balitsky *et al.*, Z. Phys. C **33**, 265 (1986); J.I. Latorre, P. Pascual, and S. Narison, Z. Phys. C **34**, 347 (1987); J. Govaerts et al., Nucl. Phys. B **284**, 674 (1987).
  - [6] T. Barnes *et al.*, Phys. Rev. D **52**, 5242 (1995).
  - [7] F.E. Close and P.R. Page, Nucl. Phys. B **443**, 233 (1995).
  - [8] Y. Uehara et al., Nucl. Phys. A **606**, 357 (1996).
  - [9] P. Lacock, C. Michael, P. Boyle and P. Rowland, Phys. Rev. D **54**, 6997 (1996); C. Bernard et al., Nucl. Phys. B (Proc. Suppl.) **53**, 228 (1997).
  - [10] T. Barnes, Acta Phys. Polon. **B31**, 2545 (2000).
  - [11] D.R. Thompson *et al.*, Phys. Rev. Lett. **79**, 1630 (1997).
  - [12] S.U. Chung *et al.*, Phys. Rev. D **60**, 092001 (1999).
  - [13] A. Abele *et al.*, Phys. Lett. B **423**, 175 (1998).
  - [14] G.S. Adams *et al.*, Phys. Rev. Lett. **81**, 5760 (1998).
  - [15] O.I. Dahl et al., "SQUAW kinematic fitting program", Univ. of California, Note P-126, unpublished (1968).
  - [16] J. P. Cummings and D. P. Weygand, "The New BNL PWA Programs", BNL-64637, unpublished (1997).
  - [17] S.U. Chung, Phys. Rev. D **56**, 7299 (1997).
  - [18] S. Chung and T. Trueman, Phys. Rev. D **111**, 633 (1975).
  - [19] E. Tatar, A study of the  $\eta'\pi^-$  system, PhD dissertation, University of Notre Dame, Notre Dame, Indiana, (2000).
  - [20] G.M. Beladidze et al., Phys. Lett. B **313**, 276 (1993).
  - [21] Particle Data Group: D. Groom *et al.*, The European Physical Journal **C3**, 15 (2000).

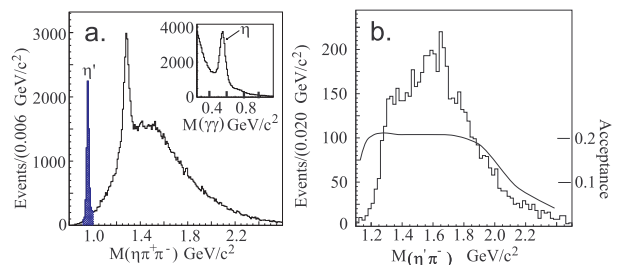


FIG. 1. (a) The  $\eta\pi^+\pi^-$  effective mass distribution for events consistent with the reaction  $\pi^-p \rightarrow p\eta\pi^+\pi^+\pi^-$  (two entries per event). The inset shows the  $\gamma\gamma$  effective mass distribution in 0.01 GeV/c<sup>2</sup> bins. (b) The  $\eta'\pi^-$  effective mass distribution. The distributions are uncorrected for acceptance. The smooth curve in (b) shows the true mass acceptance based upon the angular distributions determined in the partial wave analysis.

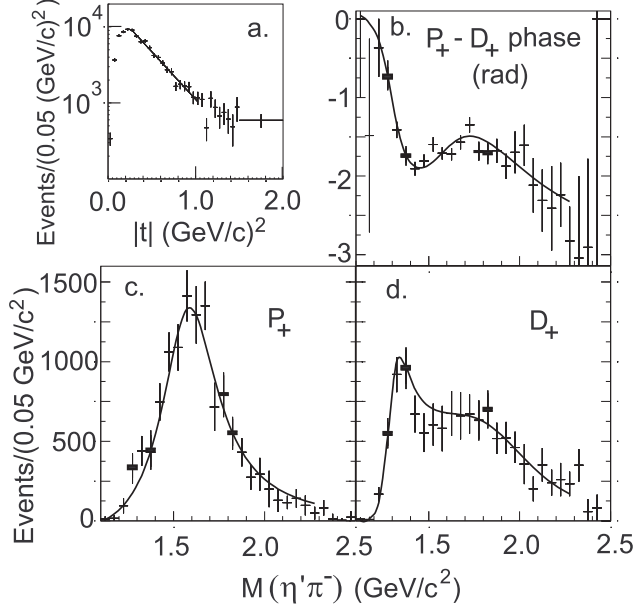


FIG. 2. (a) The acceptance-corrected  $|t|$  distribution fitted with the function  $f(t) = ae^{b|t|}$  (solid line). (b), (c), (d) The results of the mass-independent PWA (horizontal lines with error bars) and a typical mass-dependent fit (solid curve) using 0.05 GeV/c<sup>2</sup> mass bins. Only  $P_+$  and  $D_+$  partial waves and their phase difference are shown. The range of the ambiguous solutions is plotted with black rectangles. (b) The ( $P_+ - D_+$ ) phase difference. (c) The intensity distribution of the  $P_+$  partial wave. (d) The intensity distribution of the  $D_+$  partial wave. The solid curves in (b), (c), (d) show a mass-dependent fit (Fit 1) to the  $P_+$  and  $D_+$  wave intensities and the ( $P_+ - D_+$ ) phase difference.

FIG. 3. The results of the mass-independent PWA (horizontal lines with error bars) and typical mass-dependent fits (solid and dashed curves) using 0.1 GeV/c<sup>2</sup> mass bins. (a)-(c) show the PWA and Fit 2 (dashed curves) for the  $P_+ - G_+$  intensities and their phase difference; (d)-(f) show the PWA and Fit 3 (solid curves) for the  $D_+ - G_+$  intensities and their phase difference. The range of the ambiguous solutions is plotted with black rectangles.

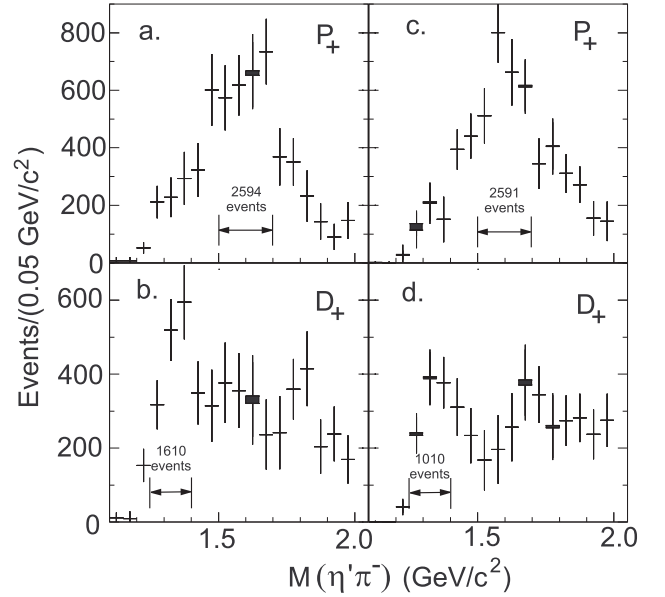


FIG. 4. (a) and (b): Mass-independent PWA for  $0.090 < |t| < 0.293$  GeV<sup>2</sup>/c<sup>2</sup>; (c) and (d): Mass-independent PWA for  $0.293 < |t| < 2.5$  GeV<sup>2</sup>/c<sup>2</sup>. The range of the ambiguous solutions is plotted with black rectangles.

