

Relativistic Structure, Stability and Gravitational Collapse of Charged Neutron Stars

Cristian R. Ghezzi

*Department of Applied Mathematics,
Instituto de Matemática,
Estatística e Computação Científica,
Universidade Estadual de Campinas,
Campinas, São Paulo, Brazil*

(Dated: July 5, 2018)

Charged stars have the potential of becoming charged black holes or even naked singularities. It is presented a set of numerical solutions of the Tolman-Oppenheimer-Volkov equations that represents spherical charged compact stars in hydrostatic equilibrium. The stellar models obtained are evolved forward in time integrating the Einstein-Maxwell field equations. It is assumed an equation of state of a neutron gas at zero temperature. The charge distribution is taken as been proportional to the rest mass density distribution. The set of solutions present an unstable branch, even with charge to mass ratios arbitrarily close to the extremum case. It is performed a direct check of the stability of the solutions under strong perturbations, and for different values of the charge to mass ratio. The stars that are in the stable branch oscillates and do not collapse, while models in the unstable branch collapse directly to form black holes. Stars with a charge greater or equal than the extreme value explode. When a charged star is suddenly discharged, it don't necessarily collapse to form a black hole. A non-linear effect that gives rise to the formation of an external shell of matter (see Ghezzi and Letelier 2005), is negligible in the present simulations. The results are in agreement with the third law of black hole thermodynamics and with the cosmic censorship conjecture.

PACS numbers: 04.25.Dm;04.40.Nr;04.40.Dg;04.70.Bw;95.30.Sf;97.60.Bw;97.60.Lf

I. INTRODUCTION

The study of charged relativistic fluid balls attract the interest of researchers of different areas of physics and astrophysics. There exists a general consensus that astrophysical objects with large amounts of charge can not exist in nature [11], [16]. This point of view had been challenged by several researchers [5], [27], [28], [25]. It cannot be discarded the possibility that during the gravitational collapse or during an accretion process onto a compact object the matter acquires large amounts of electric charge. This has been considered in [8] and [37].

In this paper we study the stellar structure and temporal evolution of compact charged fluid spheres, independently on the mechanism by which the matter acquires an electric charge.

From a pure theoretical point of view, the collapse of charged fluid balls and shells are connected with the laws of black hole thermodynamics. The third law of black hole thermodynamics states that no process can reduce the surface gravity of a black hole to zero in a finite advanced time [2], [33], [26]. The surface gravity, κ , plays the role of a temperature while the area of the event horizon is equivalent to the entropy. Israel [18] gave a formulation and proof of the third law. It was demonstrated that the laws of black hole

thermodynamics are analogous to the common laws of thermodynamics [26]. Translated to the physics of fluid collapse, the third law implies the impossibility of forming an extremal black hole, for which $\kappa = 0$. An extremal black hole has a total charge Q : $Q = \sqrt{GM}$, where G is the gravitational constant, and M is the total mass of the black hole. The extremal black hole has not an horizon and constitutes a naked singularity, contradicting the cosmic censorship hypothesis. So, in this paper we explore the possibility of forming an extremal black hole from the collapse of a (charged) compact object. We will show that the answer is no.

The relativistic equations for the collapse of a charged fluid ball were obtained by Bekenstein [3].

So far in the literature, as long as the author knows, it was studied the dynamics of charged shells or scalar fields falling onto an already formed charged black hole (see [6], [7], [32], and references therein), and solutions of the Tolman-Oppenheimer-Volkoff [30] equations for charged stars (see [1], [10], [35], [40], etc). However, in the stellar collapse, the collapsing matter determines the background geometry and the metric of space-time is changing with time as the star collapses. Moreover, in general relativity, the pressure of the fluid contributes to the gravitational field and strengthen it. From the present study it is possible to understand if the Coulomb repulsion will prevent

or not the total collapse of a charged fluid ball, and which are the stability limits for a charged relativistic star. We emphasize that we will not be concerned here with the mechanism of electric charge generation, nor with effects that could neutralize or discharge the star.

In the present paper, the equations for the evolution of charged fluid spheres in Schwarzschild-like coordinates are presented in Sec. II. In the Sec. III, we re-derived the equations of hydrostatic equilibrium and the relativistic equations for the temporal evolution of charged spheres in a form closer to that obtained by May and White [22], [23] (for the case of zero charge). The equations obtained are well suited for performing a finite difference scheme, and allows a direct implementation of very well known numerical techniques [13], [22], [23]. The formalism is also compatible with the Bekenstein equations [3], and with the Misner and Sharp equations [24] for the case of zero charge.

The calculations performed in this study are rather lengthy in general and we tried to be the more self-consistent as possible. However, we apologize that in most of the paper we only give hints for the computation of the intermediate algebraic steps in order to keep the paper at a reasonable length.

The matching conditions between the exterior and interior solutions of the Einstein-Maxwell equations are given in the Sec. IV.

For completeness, in Sec. V it is considered an equation of state of a zero temperature neutron gas.

Two codes were built and are used in the present study: one to obtain neutron stars models in hydrostatic equilibrium, presented in the Sec. VI; and the other code is to evolve the stars forward in time, integrating the Einstein-Maxwell equations. This code is introduced in Sec. VII. In all the simulations, the charge distribution is taken proportional to the rest mass distribution.

We found that although the total binding energy grows with the total amount of charge, the binding energy per nucleon tends to zero as the charge tends to the extremal value. This is related to the impossibility of obtaining bounded solutions of extremely charged fluid configurations. In addition, it results that the upper limit for the total amount of charge could be slightly lower than the extremal value. This is discussed in the Sec. VIII.

In the Sec. VIII, is discussed the stability and evolution of the stellar models. We study, as well, the evolution of stars that were suddenly discharged to take into account the case of charged spheres being a metastable state of more complex scenarios.

In a recent work Ghezzi and Letelier [13] presented a numerical study of the collapse of charged fluid spheres with a polytropic equation of state, and with

an initial uniform distribution of energy density and charge. They found that during the evolution a shell of higher density is formed near the surface of the imploding star. From that work we can not say if a shell will always form when changing the initial conditions and the scenario for the collapse. In the present study, we checked that the effect is negligible during the collapse of a charged neutron star (see Sec. VIII).

In the Sec. IX, we end with some final remarks.

II. RELATIVISTIC EQUATIONS

Considering a spherical symmetric fluid ball, the line element in Schwarzschild-like, or standard form, is (see [39], [20], [3]):

$$ds^2 = -e^\nu dt^2 + e^\lambda dr^2 + r^2 d\theta^2 + r^2 \sin^2 \theta d\phi^2 \quad (1)$$

An observer moving radially have a 4-velocity $u^\nu = (u^0, u^1, 0, 0)$, and the electric 4-current is $j^\nu = (j^0, j^1, 0, 0)$. The energy-momentum tensor of the charged fluid is given by:

$$T^{\nu\mu} = (\delta + P)u^\mu u^\nu + P g^{\mu\nu} + \frac{1}{4\pi} [F^{\mu\alpha} F_\alpha^\nu - \frac{1}{4} g^{\mu\nu} F^{\alpha\beta} F_{\alpha\beta}] \quad (2)$$

where δ is the density of mass-energy, P is the scalar pressure, and $F^{\mu\alpha}$ is the electromagnetic tensor. The electromagnetic field satisfies the Maxwell equations:

$$F_{;\nu}^{\mu\nu} = 4\pi j^\mu, \quad (3)$$

and

$$F_{[\alpha\beta,\gamma]} = 0. \quad (4)$$

Only the radial component F^{01} is non-zero, and the last equation is satisfied if $F^{01} = -F^{10}$. The covariant derivative in Eq. (3) can be written as

$$\frac{1}{(-g)^{1/2}} [(-g^{1/2}) F^{\mu\nu}]_{;\nu} = 4\pi j^\mu, \quad (5)$$

with $(-g)^{1/2} = r^2 e^{(\lambda+\nu)/2}$. Defining [3]

$$\alpha = \frac{1}{2}(\lambda + \nu), \quad (6)$$

the Eq. (5) gives [3]

$$\frac{d(r^2 e^\alpha F^{01})}{dr} = 4\pi r^2 j^0 e^\alpha, \quad (7)$$

and

$$\frac{d(r^2 e^\alpha F^{01})}{dt} = -4\pi r^2 j^1 e^\alpha. \quad (8)$$

Integration of Eq. (7) gives [3]

$$F^{01} = e^{-\alpha} Q(t, r) / r^2, \quad (9)$$

where

$$Q(t, r) = \int_0^r 4\pi r^2 j^0 e^\alpha dr, \quad (10)$$

and from Eq. (8)

$$\frac{dQ}{dt} = -4\pi r^2 j^1 e^\alpha. \quad (11)$$

From this equation we see that the charge is a constant e outside the fluid ball, where $j^1 = 0$. Far away from the sphere, where $e^\alpha \rightarrow 1$ (see below), the Eq. (9) gives the electric field of a classical charged particle.

The Einstein's equations to be solved are:

$$R^{\mu\nu} - \frac{1}{2} g^{\mu\nu} R = \frac{8\pi G}{c^4} T^{\mu\nu}, \quad (12)$$

here (and only here), R denotes the scalar curvature, and $R^{\mu\nu}$ is the Ricci tensor.

The components of the Einstein equations are (see [3], [20]):

$$T_0^0 : \frac{Q^2}{r^4} - 8\pi [(\delta + P) u^0 u_0 + P] = e^{-\lambda} \left(\frac{\lambda'}{r} - \frac{1}{r^2} \right) + \frac{1}{r^2}, \quad (13)$$

$$T_1^1 : \frac{Q^2}{r^4} - 8\pi [(\delta + P) u^1 u_1 + P] = -e^{-\lambda} \left(\frac{\nu'}{r} + \frac{1}{r^2} \right) + \frac{1}{r^2}, \quad (14)$$

$$T_0^1 : 8\pi (\delta + P) u^1 u_0 = e^{-\lambda} \dot{\lambda} / r. \quad (15)$$

Multiplying the right hand side of Eq. (13) by r^2 and rearranging, the equation can be cast in the form

$$-\frac{d(re^{-\lambda})}{dr} + 1 = \frac{Q^2}{r^2} - 8\pi [(\delta + P) u^0 u_0 + P] r^2. \quad (16)$$

Setting $e^{-\lambda} = 1 + f + g$, with $f = -2m/r$ and $g = Q^2/r^2$:

$$e^{-\lambda} = 1 - \frac{2m}{r} + \frac{Q^2}{r^2}, \quad (17)$$

the Eq. (16) becomes

$$\frac{dm}{dr} - \frac{1}{2} \frac{d(Q^2/r)}{dr} = \frac{1}{2} \frac{Q^2}{r^2} - 4\pi [(\delta + P) u^0 u_0 + P] r^2. \quad (18)$$

Integrating this equation, we get the equation for the mass [3]:

$$m = -\frac{4\pi}{c^2} \int_0^r [(\delta + P) u^0 u_0 + P] r^2 dr + \frac{1}{2c^2} \frac{Q^2}{r} + \frac{1}{2c^2} \int_0^r \frac{Q^2}{r^2} dr + m_0, \quad (19)$$

where m_0 is an integration constant, and can be taken as zero for the purpose of this work.

Outside the fluid ball, the mass do not depend on r and then: $m : m(t, r_s)$ for $r > r_s$, where r_s is the coordinate r of the surface of the sphere. Actually the mass do not depend on t for $r > r_s$; from Eqs. (15) and (17):

$$\frac{dm}{dt} = \frac{Q}{r} \frac{dQ}{dt} + 4\pi (\delta + P) r^2 u_0 u^1, \quad (20)$$

as Q is constant and $\delta = P = 0$ outside the fluid ball, m is independent of t .

Subtracting Eq. (13) from Eq. (14) it is

$$\frac{e^{-\lambda}}{r} \frac{d(\lambda + \nu)}{dr} = 8\pi (\delta + P) (u^1 u_1 - u^0 u_0). \quad (21)$$

So, $\lambda + \nu$ is independent of r . To get an asymptotic flat solution it must be $\lambda + \nu \rightarrow 0$ as $r \rightarrow \infty$. Thus a solution of Eq. (21) is [3]

$$\lambda = -\nu \quad \text{for } r > r_s \quad (22)$$

Using the Eq. (17), (22), and substituting into Eq. (1), the line element outside the ball is

$$ds^2 = -\left(1 - \frac{2M}{r} + \frac{Q^2}{r^2}\right) dt^2 + \left(1 - \frac{2M}{r} + \frac{Q^2}{r^2}\right)^{-1} dr^2 + r^2 d\theta^2 + r^2 \sin^2 \theta d\phi^2, \quad (23)$$

which is the Reissner-Nordström space-time. The gravitational mass is $M = m(r_s) = \text{constant}$. We see that although the (interior) mass distribution and the metric depends on time, the external space-time is static. This is the Birkhoff theorem, and implies that a spherical distribution of mass and charge cannot emit gravitational waves.

III. EQUATIONS IN CO-MOVING COORDINATES

In this section we will specialize the equations for the case of a coordinate system co-moving with the fluid. We will use a notation closer to that used in the May & White papers [22].

The 4-velocity for an observer co-moving with the fluid is $u^\mu = (a^{-1}, 0, 0, 0)$, and the measured 4-current

is $j^\mu = (j^0, 0, 0, 0)$. The 4-velocity satisfies: $u^\mu u_\mu = c^2$.

The line element for co-moving coordinates in “standard” form (see [39], Pag. 336) is:

$$ds^2 = a(t, \mu)^2 c^2 dt^2 - b(t, \mu)^2 d\mu^2 - R(t, \mu)^2 (d\theta + \sin^2 \theta d\phi^2), \quad (24)$$

note that now a , b , and R are functions of μ and t . We will see in the next subsection that the coordinate μ can be chosen to be the total rest mass inside a sphere, such that each spherical layer of matter can be labeled by the rest mass it contains.

The stress tensor in co-moving coordinates is obtained using the solution of the Maxwell equations (9):

$$T_0^0 = \delta c^2 + \frac{Q^2}{8\pi R^4} \quad (25)$$

$$T_1^1 = -P + \frac{Q^2}{8\pi R^4}, \quad (26)$$

$$T_2^2 = T_3^3 = -P - \frac{Q^2}{8\pi R^4} \quad (27)$$

$$T_1^0 = T_0^1 = 0. \quad (28)$$

From now on we will restore in the equations the gravitational constant G and the speed of light c .

Similarly as was defined above, δc^2 is the density of energy in $[\text{dyn}/\text{cm}^2]$ and P is the scalar pressure in the same units. It will be useful to perform the split [42]

$$\delta = \rho(1 + \epsilon/c^2), \quad (29)$$

where ρ is the rest mass density and $\rho\epsilon$ is the internal energy of the gas.

A. Equation of particle conservation

We want to set the radial coordinate equal to the rest mass enclosed by co-moving spherical layers. We performed a calculation analogous to that of May and White [22], and used the same notation for clarity and comparison.

In this work is assumed that there is only one species of particles, and there are no particles created nor destroyed. The number density of particles will be denoted by n and the rest mass density by ρ . If the rest mass of the particles is m_n then:

$$\rho = n m_n. \quad (30)$$

The conservation of the baryon number current is expressed :

$$n u^\nu{}_{;\nu} = 0 \quad (31)$$

or equivalently:

$$\rho u^\nu{}_{;\nu} = 0. \quad (32)$$

The line element in spherical coordinates written in “standard” form [43] is :

$$ds^2 = a(t, R)^2 c^2 dt^2 - b(t, R)^2 dR^2 - R^2 (d\theta + \sin^2 \theta d\phi^2), \quad (33)$$

observe that this line element is not identical with that given in Eq. (24).

The conservation of baryons in this frame is reduced to (see Eq. 32):

$$(\rho R^2 b)_{,t} = 0, \quad (34)$$

thus the quantity $(\rho R^2 b)$ is a function of R only

$$(\rho R^2 b) = f(R). \quad (35)$$

Choosing $f(R) = 1/4\pi$:

$$b = 1/4\pi \rho R^2. \quad (36)$$

On the other hand, the proper mass is

$$\mu = \int_V \rho \sqrt{{}^{(3)}g} d^3x, \quad (37)$$

where $\sqrt{{}^{(3)}g} d^3x = b R^2 \sin \theta dR d\theta d\phi$ is the volume element of the space section [44], and V is the volume of integration. Then

$$\mu = \int_0^{R_s} 4\pi \rho R^2 b dR, \quad (38)$$

is the proper mass enclosed by a sphere of circumference $2\pi R_s$, and radial coordinate R_s . With this election of coordinates:

$$d\mu = dR. \quad (39)$$

So we can perform the coordinate transformation

$$(t, R, \theta, \phi) \rightarrow (t, \mu, \theta, \phi),$$

and in this case the metric functions change to

$$a(t, R) \rightarrow a'(t, \mu), \quad (40a)$$

$$b(t, R) \rightarrow b'(t, \mu), \quad (40b)$$

$$R \rightarrow R'(t, \mu). \quad (40c)$$

Replacing these functions on the line element (33), dropping the primes, and using the Eq. (39) we obtain the line element given in the Eq. (24). So, the radial Lagrangian coordinate was gauged to be the rest mass “ μ ” of each spherical layer of matter.

B. Charge conservation

The proper time derivative of the charge is (see Eq. 11)

$$Q_{,t} = 0, \quad (41)$$

because it is possible to write the 4-current as a product of a scalar charge density times the 4-velocity, i.e.: $j^\mu = \rho_{ch}(u^0, 0, 0, 0)$. Thus the electric charge is conserved in spherical layers co-moving with the fluid.

C. Einstein-Maxwell equations in the co-moving frame

The Einstein equations (see the Appendix) for the components $G_\mu^t = G_t^\mu$ are

$$\frac{a_{,\mu}}{a} R_{,t} + \frac{b_{,t}}{b} R_{,\mu} - R_{,\mu t} = 0, \quad (42)$$

where we use the notation $R_{,t} = \partial R / \partial t$, $R_{,\mu t} = \partial^2 R / \partial t \partial \mu$, etc.

The equation for the component G_t^t is [45]:

$$4\pi G \delta R^2 R_{,\mu} = \frac{c^2}{2} \left[R + \frac{R R_{,t}^2}{a^2 c^2} - \frac{R R_{,\mu}^2}{b^2} + \frac{G Q^2}{c^4 R} \right]_{,\mu} - \frac{G Q Q_{,\mu}}{c^2 R} = G m_{,\mu} - \frac{G Q Q_{,\mu}}{c^2 R}, \quad (43)$$

and the equation for the component G_μ^μ is [46]:

$$\frac{4\pi G}{c^2} P R^2 R_{,t} = -\frac{c^2}{2} \left[R + \frac{R R_{,t}^2}{a^2 c^2} - \frac{R R_{,\mu}^2}{b^2} + \frac{G Q^2}{c^4 R} \right]_t = -G m_{,t}. \quad (44)$$

We introduced into Eqs. (43) and (44), the definition of the total mass:

$$m(\mu, t) = 4\pi \int_0^\mu \delta R^2 R_{,\mu} d\mu + \frac{1}{c^2} \int_0^\mu \frac{Q Q_{,\mu}}{R} d\mu. \quad (45)$$

We give further definitions that simplify the aspect of the equations:

$$\Gamma = \frac{R_{,\mu}}{b} = 4\pi \rho R^2 R_{,\mu} \quad (46)$$

$$u = \frac{R_{,t}}{a}. \quad (47)$$

With this definitions an integral of the Eq. (43) and (44) is:

$$\Gamma^2 = 1 + \frac{u^2}{c^2} - \frac{2mG}{Rc^2} + \frac{GQ^2}{c^4 R^2}, \quad (48)$$

where m is given by the Eq. (45). Combining Eqs (36) and (42) we get the mass conservation equation

$$\frac{(\rho R^2)_{,t}}{\rho R^2} = \frac{-au_{,\mu}}{R_{,\mu}}. \quad (49)$$

It can be seen that the quantity u (see Eq. 47) is the radial component of the 4-velocity of the fluid in Schwarzschild coordinates. Using the transformation rule for the contra-variant 4-vector u^ν from co-moving to Schwarzschild coordinates: $u^\nu = (\partial x'^\nu / \partial x^\alpha) u^\alpha$, yields [22]:

$$u'^0 = cT_{,t}/a$$

$$u'^1 = R_{,t}/a.$$

D. Conservation of the energy and momentum

From the Einstein equations and the contracted Bianchi identities follows that:

$$T_{\nu;\mu}{}^\mu = 0. \quad (50)$$

In co-moving coordinates the components are:

$$T_{0;\mu}{}^\mu = \delta_{,t} + \left(\frac{b_{,t}}{b} + \frac{2R_{,t}}{R} \right) \left(\frac{P}{c^2} + \delta \right) = 0, \quad (51)$$

$$T_{1;\mu}{}^\mu = \frac{a_{,\mu}}{a} + \frac{P_{,\mu}}{(\delta c^2 + P)} - \frac{1}{4\pi} \frac{Q Q_{,\mu}}{(\delta c^2 + P) R^4} = 0. \quad (52)$$

Expanding the Eq. (34) and using the Eq. (51) we get:

$$\epsilon_{,t} = -P \left(\frac{1}{\rho} \right)_{,t}, \quad (53)$$

which is identical to the non-relativistic adiabatic energy conservation equation, and express the first law of thermodynamics. It could be surprising for the reader that there is not an electromagnetic term on this equation: this is due to the spherical symmetry of the problem.

The Eq. (52) can be written:

$$\frac{[a(\delta + P/c^2)/\rho]_{,\mu}}{a(\delta + P/c^2)/\rho} = \frac{1}{[(\delta + P/c^2)/\rho]c^2} \left[\epsilon_{,\mu} + P \left(\frac{1}{\rho} \right)_{,\mu} + \frac{Q Q_{,\mu}}{4\pi R^4 \rho} \right], \quad (54)$$

or using the Eq. (29) and the definition of the rel-

ativistic specific enthalpy (see [24], [22]) $w = (\delta + P)/\rho c^2$:

$$w = 1 + \frac{\epsilon}{c^2} + \frac{P}{\rho c^2}, \quad (55)$$

we can write the Eq. (54) in a form closer to that used by May & White [22]:

$$\frac{(aw)_{,\mu}}{aw} = \frac{1}{wc^2} \left[\epsilon_{,\mu} + P \left(\frac{1}{\rho} \right)_{,\mu} + \frac{Q Q_{,\mu}}{4\pi R^4 \rho} \right]. \quad (56)$$

E. Equation of motion

The equation of motion can be obtained expanding the Eq. (44), using the Eq. (42) to eliminate the factor $R_{,\mu t}$, the Eq. (52) to eliminate a_{μ}/a and the definitions given in the Eqs. (47), (46), (48), (55). After lengthy calculations we obtain:

$$u_{,t} = -a \left[4\pi R^2 \frac{\Gamma}{w} \left(P_{,\mu} - \frac{Q Q_{,\mu}}{4\pi R^4} \right) + \frac{Gm}{R^2} + \frac{4\pi G}{c^2} P R - \frac{G Q^2}{c^2 R^3} \right]. \quad (57)$$

This equation reduce to the equation of motion obtained by Misner and Sharp [24] and May and White [22] for the case $Q = 0$, and is compatible with the equation derived by Bekenstein [3]. The Eq. (57) reduce to the Newtonian equation of motion of a charged fluid sphere letting $c \rightarrow \infty$, and consequently: $\Gamma \rightarrow 1$ (see Eq. 48); $w \rightarrow 1$ (see Eq. 55); and $a \rightarrow 1$ (see Eq. 52).

F. Equation of Hydrostatic Equilibrium

The equation for charged fluid spheres in hydrostatic equilibrium is a generalization of the Tolman-Oppenheimer-Volkov [30] equation obtained by Bekenstein [3]. We can obtain it from the equation of motion (57), taking $u = 0$, and $u_{,t} = 0$. In hydrostatic equilibrium, the factor Γ (see Eq. 46) is

$$\Gamma^2 = 1 - \frac{2mG}{Rc^2} + \frac{GQ^2}{c^4 R^2}. \quad (58)$$

Rearranging[47] the Eq. (57) and using the Eqs. (55) and (58), the Tolman-Oppenheimer-Volkov (TOV) equation for charged fluid spheres is:

$$\frac{dP}{dR} = -(\delta c^2 + P) \frac{\left(\frac{mG}{c^2} + \frac{4\pi G}{c^4} P R^3 - \frac{GQ^2}{Rc^4} \right)}{R \left(R - \frac{2mG}{c^2} + \frac{GQ^2}{Rc^4} \right)} + \frac{Q}{4\pi R^4} \frac{dQ}{dR}. \quad (59)$$

This equation gives the well known Tolman-Oppenheimer-Volkov [30] equation when $Q = 0$.

IV. THE MATCHING OF THE INTERIOR WITH THE EXTERIOR SOLUTION

In the Section II we find an exterior solution to the problem which agrees with the Reissner-Nordström solution. In the preceding section we derived an interior solution that we want to integrate with a computer. However, we must show that the interior and the exterior solutions match smoothly. The matching conditions between the interior and the exterior solutions are obtained by the continuity of the metric and its derivatives along an arbitrary hypersurface. First of all we must establish the equality between the exterior and the interior metric at the surface of the star. This can be done transforming the interior solution given in co-moving coordinates into the Schwarzschild frame. The metric tensors in the two frames are related by the tensor transformation law:

$$g'^{\mu\nu} = \frac{\partial x'^{\mu}}{\partial x^{\alpha}} \frac{\partial x'^{\nu}}{\partial x^{\beta}} g^{\alpha\beta}. \quad (60)$$

The line element in the Schwarzschild frame is given by

$$ds^2 = A^2 c^2 dT^2 - B^2 dR^2 - R^2 d\Omega^2, \quad (61)$$

with $d\Omega = d\theta + \sin^2\theta d\phi$. Using the Eq. (60) we obtain the non-trivial relations between the metric coefficients:

$$\frac{1}{A^2 c^2} = T_{,t}^2 \left(\frac{1}{a^2 c^2} \right) - T_{,\mu}^2 \left(\frac{1}{b^2} \right), \quad (62a)$$

$$-\frac{1}{B^2} = R_{,t}^2 \left(\frac{1}{a^2 c^2} \right) - R_{,\mu}^2 \left(\frac{1}{b^2} \right), \quad (62b)$$

$$0 = R_{,t} T_{,t} \left(\frac{1}{a^2 c^2} \right) - R_{,\mu} T_{,\mu} \left(\frac{1}{b^2} \right). \quad (62c)$$

From Eq. (62b) and using Eqs. (46) and (47) we get:

$$B^2 = (\Gamma^2 - u^2)^{-1}, \quad (63)$$

or equivalently,

$$B = \left(1 - \frac{2mG}{Rc^2} + \frac{GQ^2}{c^4 R^2} \right)^{-1/2}. \quad (64)$$

From Eqs. (62a) and (62c):

$$\frac{1}{A^2} = \left(\frac{T_{,t}}{a} \right)^2 \left(\frac{\Gamma^2 - u^2}{\Gamma^2} \right). \quad (65)$$

With a little amount of algebra we can transform this equation into: $A^2 T_{,t}^2 = B^2 \Gamma^2 a^2$, and using the Eq. (63):

$$A^2 T_{,t}^2 = B^2 a^2 (R_{,t}^2 / a^2 c^2 + B^{-2}). \quad (66)$$

This last equation can be obtained independently by comparing the induced metric, from interior and exterior solutions, on the hypersurface Σ : $t = t$, $\mu = \mu_s = \text{constant}$, $\theta = \theta$, $\phi = \phi$. The line element corresponding to the exterior solution is given by:

$$ds_{\pm}^2 = A^2 c^2 dT^2 - B^2 dR^2 - R_{\pm}^2 d\Omega_{\pm}^2, \quad (67)$$

from now on a plus (minus) subscript or superscript denotes exterior (interior) solutions. The line element for the interior solution is (see Eq. 24):

$$ds_{-}^2 = a^2 c^2 dt^2 - b^2 d\mu^2 - R_{-}^2 d\Omega_{-}^2. \quad (68)$$

Due to the spherical symmetry: $d\Omega_{-} = d\Omega_{+}$. The line element compatible with the induced metric on the hypersurface, from the exterior solution is[48]:

$$ds_{+|\Sigma}^2 = (A^2 c^2 T_{,t}^2 - B^2 R_{,t}^2) dt^2 - R_{+}^2 d\Omega_{+}^2, \quad (69)$$

and the metric induced on Σ by the interior solution gives:

$$ds_{-|\Sigma}^2 = a^2 c^2 dt^2 - R_{-}^2 d\Omega_{-}^2. \quad (70)$$

On Σ we have $ds_{-|\Sigma}^2 = ds_{+|\Sigma}^2$, so we obtain:

$$R_{+} = R_{-} \quad (71a)$$

$$A^2 c^2 T_{,t}^2 - B^2 R_{,t}^2 = a^2 c^2. \quad (71b)$$

and we recovered the Eq. (66). So Eq. (71b) (or equivalently Eq. 66) are conditions for the continuity of the metric along Σ . From now on, we will use indistinctly $R = R^{+} = R^{-}$. The relation between the exterior and interior metric coefficients constitutes three equations with the four unknowns (see Eq. 62): $R_{,t}$; $R_{,\mu}$; $T_{,t}$; $T_{,\mu}$. Observe that $R_{,t}$ and $R_{,\mu}$ are obtained as part of the interior solution. In addition, the solution exterior to the sphere of matter must satisfy the field equations: $R_{\mu\nu} = 0$, here $R_{\mu\nu}$ is the Ricci tensor. So we obtain (see for example [39] Pag. 180 and Pag. 337):

$$A(R) c = \frac{1}{B(R)}. \quad (72)$$

The continuity of the metric is almost already established. Only for completeness, and after a little algebra, we can find an equation for $T_{,\mu}$: $T_{,\mu}^2 = u^2 b^2 B^4$ (although we will not use it).

The equation of the hypersurface containing the surface of the star is

$$\Sigma_s : t = t, \mu = \mu_s, \theta = \theta, \phi = \phi, \quad (73)$$

where μ_s is the Lagrangian mass at the surface of the star, so the metric coefficient B is:

$$B = \left(1 - \frac{2MG}{Rc^2} + \frac{GQ^2}{c^4 R^2} \right)^{-1/2}, \quad (74)$$

with $M = m(t, \mu_s)$, $R = R(t, \mu_s)$, and $Q = Q(t, \mu_s)$. The coefficient $A^2 c^2 = g_{tt}$ is $A^2 c^2 = 1/B^2$, and we recover the Reissner-Nordström solution:

$$ds^2 = \left(1 - \frac{2MG}{Rc^2} + \frac{GQ^2}{c^4 R^2} \right) dt^2 - \left(1 - \frac{2MG}{Rc^2} + \frac{GQ^2}{c^4 R^2} \right)^{-1} dR^2 - R^2 d\theta^2 - R^2 \sin^2 \theta d\phi^2. \quad (75)$$

It is important to remark that we obtained the Reissner-Nordström solution by performing a tensor transformation of the interior solution. The exterior solution must satisfy the Einstein field equations, and so we used them to find the Eq. (72). Thus, the exterior and interior metric are consistently matched.

It remains to prove the continuity of the derivatives of the metric along Σ_s . This is a more lengthy calculation and we will give only the the main algebraic steps and the final results. The continuity of the derivatives of the metric is established from the continuity of the second fundamental form, or extrinsic curvature tensor K_{ab} of the hypersurface Σ_s . By definition (see [33], Pag. 59):

$$K_{ab} = n_{\alpha;\beta} e_a^\alpha e_b^\beta, \quad (76)$$

here n^α is a unit vector normal to Σ_s ; $e_a^\alpha = \partial x^\alpha / \partial y^a$, are basis vectors on Σ_s ; the coordinates on Σ_s are denoted with y^a , while x^α are the space-time coordinates. Equivalently : $K_{ab} = \frac{1}{2} (\mathcal{L}_n g_{\alpha\beta}) e_a^\alpha e_b^\beta$, here \mathcal{L}_n is a Lie derivative.

We will choose $y^a = (t, \theta, \phi)$ as coordinates on Σ_s . The equation of the hypersurface approaching from the exterior is:

$$\Sigma_s^+ : T = T(t, \mu_s), R = R(t, \mu_s), \theta = \theta, \phi = \phi, \quad (77)$$

The basis vectors on Σ_s^+ are:

$$e_{(t)}^\alpha = a^{-1} (T_{,t}, R_{,t}, 0, 0) \quad (78a)$$

$$e_{(\theta)}^\alpha = (0, 0, R^{-1}, 0) \quad (78b)$$

$$e_{(\phi)}^\alpha = (0, 0, 0, R^{-1} \sin^{-1} \theta), \quad (78c)$$

in the coordinate basis $\mathcal{B} = \{\partial_T, \partial_R, \partial_\theta, \partial_\phi\}$, and the normal co-vector is:

$$n_\alpha^+ = a^{-1}(-R_{,t}, T_{,t}, 0, 0). \quad (79)$$

The equation for Σ_s as seen from the interior is (see Eq. 73):

$$\Sigma_s^- : t = t, \mu = \mu_s, \theta = \theta, \phi = \phi, \quad (80)$$

the basis vectors on Σ_s^- are:

$$e_{(t)}^\alpha = (a^{-1}, 0, 0, 0) \quad (81a)$$

$$e_{(\theta)}^\alpha = (0, 0, R^{-1}, 0) \quad (81b)$$

$$e_{(\phi)}^\alpha = (0, 0, 0, R^{-1} \sin^{-1} \theta), \quad (81c)$$

in the coordinate basis $\mathcal{B}' = \{\partial_t, \partial_\mu, \partial_\theta, \partial_\phi\}$, and the normal co-vector is:

$$n_\alpha^- = (0, b, 0, 0). \quad (82)$$

If there are no surface distributions of energy-matter on Σ_s , it must be[49]:

$$[K_{ab}] \equiv K_{ab}^+ - K_{ab}^- = 0. \quad (83)$$

The angular components of this equation are $K_{\theta\theta}^+ = K_{\theta\theta}^-$, and $K_{\phi\phi}^+ = K_{\phi\phi}^-$. For $K_{\theta\theta}^+$ we have:

$$\begin{aligned} K_{\theta\theta}^+ &= \Gamma_{\theta\theta}^R n_R e_{(\theta)}^\theta e_{(\theta)}^\theta \\ &= R^{-1} a^{-1} A c T_{,t} = R^{-1} \Gamma^+, \end{aligned} \quad (84)$$

here $\Gamma_{\beta\gamma}^\alpha$ is the connection. From now on, in the present section, we are not using the sum rule over repeated indexes. In the last two steps we used the Eqs. (71b) and (72).

For $K_{\theta\theta}^-$, we find $K_{\theta\theta}^- = R_{,\mu} R^{-1}/b$, and using the Eqs. (46) and (48): $K_{\theta\theta}^- = R^{-1} \Gamma^-$, so Eq. (83) gives:

$$\Gamma^+(t, \mu_s) = \Gamma^-(t, \mu_s), \quad (85)$$

or equivalently:

$$\begin{aligned} \left(1 + \frac{u^2}{c^2} - \frac{2MG}{Rc^2} + \frac{GQ^2}{c^4 R^2}\right)^{-1/2} &= \\ \left(1 + \frac{u^2}{c^2} - \frac{2m_s G}{Rc^2} + \frac{GQ_s^2}{c^4 R^2}\right)^{-1/2}. \end{aligned} \quad (86)$$

Here $M = m(t, \mu_s + \epsilon)$ and $Q = Q(t, \mu_s + \epsilon)$, with ϵ a positive arbitrary small number or zero. The definition of u assures its continuity across Σ_s , so $u^+ = u^-$. Moreover, we already found that M and Q are constants independent of t and μ , so the Eq. (86) implies

that $\dot{m}_s = 0$. Then, using the Eq. (20) in co-movel coordinates ($\dot{Q} = 0$ in both coordinate systems, see Eq. 11 and Eq. 41), we obtain the boundary condition at the surface[50]:

$$P_s \equiv P(t, \mu_s) = 0.$$

The equation $[K_{\phi\phi}] = 0$ gives an analogous result.

The component K_{tt}^- is:

$$\begin{aligned} K_{tt}^- &= -\Gamma_{tt}^\mu n_\mu e_{(t)}^t e_{(t)}^t = \\ &= -\frac{1}{2} g^{\mu\mu} \frac{\partial g_{tt}}{\partial \mu} a^{-2} = \frac{a_\mu}{ab}. \end{aligned} \quad (87)$$

The external component is:

$$\begin{aligned} K_{tt}^+ &= n_{t;t} e_{(t)}^t e_{(t)}^t + n_{t;r} e_{(t)}^t e_{(t)}^r + \\ &= n_{r;t} e_{(t)}^r e_{(t)}^t + n_{r;r} e_{(t)}^r e_{(t)}^r, \end{aligned} \quad (88)$$

the sum rule is not used here. For clarity, we will define $A^2 c^2 = B^{-2} = f$, so Eq. (71b) becomes

$$f \dot{T}^2 - f^{-1} \dot{R}^2 = a^2, \quad (89)$$

and an over-dot means ∂_t . Applying the over-dot operator to this equation we obtain an equation that will be used later:

$$\ddot{T} = \frac{2f^{-1} \dot{R} \ddot{R} - 2\dot{T}^2 \dot{f} + 2a \dot{a} + a^2 f^{-1} \dot{f}}{2\dot{T} f}. \quad (90)$$

So,

$$\begin{aligned} K_{tt}^+ &= \left\{ -\frac{\partial(a^{-1} \dot{R})}{\partial T} - \frac{1}{2} f \frac{\partial f}{\partial R} (a^{-1} \dot{T}) \right\} a^{-2} \dot{T}^2 + \\ &= \left\{ -\frac{\partial(a^{-1} \dot{R})}{\partial R} + \frac{1}{2} f^{-1} \frac{\partial f}{\partial R} (a^{-1} \dot{R}) \right\} a^{-2} \dot{T} \dot{R} + \\ &= \left\{ +\frac{\partial(a^{-1} \dot{T})}{\partial T} + \frac{1}{2} f^{-1} \frac{\partial f}{\partial R} (a^{-1} \dot{R}) \right\} a^{-2} \dot{T} \dot{R} + \\ &= \left\{ +\frac{\partial(a^{-1} \dot{T})}{\partial R} - \frac{1}{2} f \frac{\partial f^{-1}}{\partial R} (a^{-1} \dot{T}) \right\} a^{-2} \dot{R}^2. \end{aligned} \quad (91)$$

Expanding this equation, and using the Eq. (90) to simplify the result we obtain:

$$K_{tt}^+ = a^{-3} \left(\frac{2a \dot{a} \dot{R}^2 - 2a^2 \dot{R} \ddot{R} - a^4 \dot{f}}{2\dot{T} f \dot{R}} \right), \quad (92)$$

further simplifications can be made using:

$$\dot{f} = \frac{2mG}{R^2 c^2} \dot{R} - \frac{2Q^2 G}{R^3 c^4} \dot{R} - \frac{2\dot{m}G}{Rc^2}, \quad (93)$$

$$\dot{u} = \frac{\ddot{R}}{a} - \frac{\dot{R} \dot{a}}{a^2}, \quad (94)$$

$$f \dot{T} = a(\dot{R}^2/a^2 + f)^{1/2} = a\Gamma. \quad (95)$$

Thus we obtain:

$$K_{tt}^+ = \frac{1}{\Gamma} \left(-\frac{\dot{u}}{a c^2} - \frac{m G}{R^2 c^2} + \frac{G Q^2}{c^4 R^3} + \frac{G \dot{m}}{R \dot{R} c^2} \right). \quad (96)$$

Comparing this equation with the Eq. (87) we obtain an expression for $[K_{tt}] = 0$:

$$\frac{1}{\Gamma} \left(-\frac{\dot{u}}{a} - \frac{m G}{R^2} + \frac{G Q^2}{c^2 R^3} + \frac{G \dot{m}}{R \dot{R}} \right) = \frac{a_\mu c^2}{a b}. \quad (97)$$

Now rearranging and remembering that $b = 1/4 \pi \rho R^2$ and $G \dot{m}/\dot{R} = -4 \pi G P R^2/c^2$, using the Eq. (52) to replace $a_\mu c^2/a$ we get:

$$u_t = -a \left[4 \pi R^2 \frac{\Gamma}{w} \left(P_{,\mu} - \frac{Q Q_\mu}{4 \pi R^4} \right) + \frac{G m}{R^2} + \frac{4 \pi G}{c^2} P R - \frac{G Q^2}{c^2 R^3} \right]. \quad (98)$$

Then, we see that the equation $[K_{tt}] = 0$ is satisfied by virtue of the equation of motion (see Eq. 57), and thus the exterior solution matches with the interior solution.

V. EQUATION OF STATE

The equations obtained above must be supplemented with an equation of state for the gas (EOS). In particular we choose to represent the gas of neutrons as obeying the quantum statistic of a Fermion gas at zero temperature. This let us use the Oppenheimer-Volkov numerical results as a test-bed for the code. However, any other EOS can be equally implemented in the two codes presented in this paper.

The energy per unit mass is given by [36]

$$\delta c^2 = \frac{m_n^4 c^5}{\pi^2 \hbar^3} \int_0^{x_F} \sqrt{x^2 + 1} x^2 dx, \quad (99)$$

where $x = p/m_n c$ is the relativity parameter, and p is the momentum of the particles.

The Fermi parameter is: $x_F = p_F/m_n c$, with $p_F = \frac{3 \hbar^3}{8 \pi} n$, where n is the number density of neutrons. It can be written (we suppress the sub-index F from now on):

$$x = \left(\frac{\rho}{\rho_0} \right)^{1/3}, \quad (100)$$

where

$$\rho_0 = \frac{m_n^4 c^3}{3 \pi^2 \hbar^3} = 6.10656 \times 10^{15} \text{ [g cm}^{-3}\text{]}. \quad (101)$$

The Eq. (99) can be integrated to give:

$$\delta c^2 = \frac{m_n^4 c^5}{\hbar^3} \frac{1}{8 \pi^2} \left[x \sqrt{1 + x^2} (1 + 2x^2) - \log(x + \sqrt{1 + x^2}) \right], \quad (102)$$

the quantity δc^2 is measured in [erg cm⁻³], or equivalently in [dyn cm⁻²]. This is an expression for the total energy of the gas, so it includes the rest mass energy density. Although this is obvious by definition (see Eq. 99), it can be useful to check this expanding Eq. (102) for $x \rightarrow 0$ (or $x \rightarrow \infty$). In this two cases a split similar to Eq. (29) is obtained.

The pressure is given by [36]:

$$P = \frac{m_n^4 c^5}{3 \pi^2 \hbar^3} \int_0^{x_F} \frac{x^4}{\sqrt{x^2 + 1}} dx, \quad (103)$$

and performing the integral:

$$P = \frac{m_n^4 c^5}{\hbar^3} \frac{1}{8 \pi^2} \left[x \sqrt{1 + x^2} (2x^2/3 - 1) + \log((x + \sqrt{1 + x^2})) \right], \quad (104)$$

measured in [dyn cm⁻²].

For charged matter, the equation of state must describe several species of particles, i.e., neutrons, protons and electrons. However, the amount of charge in all the models studied here is very small to change the EOS. For an extremal charged fluid ball there are only one unpaired (not screened) proton over 10¹⁸ particles. In this case, the change on the chemical potential of the neutrons is negligible and charge neutrality can be assumed from a microscopic point of view [51].

The simulations were extended beyond the densities at which the EOS is valid. However, we want to take into account possible charge and pressure regeneration effects, that occurs at high densities.

VI. NUMERIC INTEGRATION OF THE TOV EQUATIONS FOR CHARGED STARS.

The equations that must be integrated to obtain the stars in hydrostatic equilibrium are conveniently written in dimensionless form. From Eqs. (1) and (16) it is possible to obtain an equation for the metric component $g_{\mu\mu} = b^2 = e^\lambda$,

$$\frac{d\lambda}{dR} = \frac{G Q^2}{c^4 R^3} e^\lambda + \frac{8 \pi G}{c^2} e^\lambda R \delta - \frac{e^\lambda - 1}{R}. \quad (105)$$

In addition we use the chain rule on the TOV equation (Eq. 59):

$$\frac{d\rho}{dR} = -(\delta c^2 + P) \frac{\left(\frac{mG}{c^2} + \frac{4\pi G}{c^4} P R^3 - \frac{GQ^2}{Rc^4}\right)}{R\left(R - \frac{2mG}{c^2} + \frac{GQ^2}{Rc^4}\right)} \frac{1}{(dP/d\rho)} + \frac{Q}{4\pi R^4} \frac{dQ}{dR} \frac{1}{(dP/d\rho)}. \quad (106)$$

The dimensionless equations (106) and (105) can be obtained with the replacements:

$$m = m_0 \bar{m}, \quad P = P_0 \bar{P}, \quad Q = Q_0 \bar{Q}, \quad \mu = \mu_0 \bar{\mu} \\ R = R_0 \bar{R}, \quad \delta = \delta_0 \bar{\delta}, \quad \rho_{ch} = \rho_{ch_0} \bar{\rho}_{ch}.$$

Where the bar denotes dimensionless variables, and the subscript ‘‘0’’ indicates the dimensional constants.

The full set of dimensionless equations to be integrated are:

$$\frac{d\lambda}{d\bar{R}} = \frac{\bar{Q}^2}{\bar{R}^3} e^\lambda + e^\lambda \bar{R} \bar{\delta} - \frac{e^\lambda - 1}{\bar{R}} \quad (107a)$$

$$\frac{d\bar{Q}}{d\bar{R}} = \bar{\rho}_{ch} e^{\lambda/2} \bar{R}^2 \quad (107b)$$

$$\frac{d\bar{\mu}}{d\bar{R}} = \bar{\rho} e^{\lambda/2} \bar{R}^2 \quad (107c)$$

$$\frac{d\bar{\rho}}{d\bar{R}} = -(\bar{\delta} + \bar{P}) \frac{(\bar{m} + \bar{P}\bar{R}^3 - \frac{\bar{Q}^2}{\bar{R}})}{\bar{R}(\bar{R} - 2\bar{m} + \frac{\bar{Q}^2}{\bar{R}})} \frac{1}{d\bar{P}/d\bar{\rho}} + \frac{\bar{Q}}{\bar{R}^4} \frac{d\bar{Q}}{d\bar{R}} \frac{1}{d\bar{P}/d\bar{\rho}} \quad (107d)$$

$$\frac{d\bar{m}}{d\bar{R}} = \bar{\delta} \bar{R}^2 \frac{d\bar{R}}{d\bar{R}} + \frac{\bar{Q}}{\bar{R}^2} \frac{d\bar{Q}}{d\bar{R}}. \quad (107e)$$

The dimensional constants are given by the set of equations:

$$M_0 = 4\pi \rho_0 R_0^3 = \frac{c^3}{\sqrt{4\pi \rho_0 G^3}} \quad (108a)$$

$$\mu_0 = M_0 \quad (108b)$$

$$Q_0 = \sqrt{G} M_0 \quad (108c)$$

$$R_0 = \frac{M_0 G}{c^2} = \frac{c}{\sqrt{4\pi \rho_0 G}} \quad (108d)$$

$$P_0 = \rho_0 c^2 \quad (108e)$$

$$\rho_{ch_0} = \rho_0 \quad (108f)$$

$$\delta_0 = \rho_0. \quad (108g)$$

It is natural to choose:

$$\rho_0 = \frac{m_n^4 c^3}{\hbar^3} = 1.80808 \times 10^{17} \text{ g cm}^{-3}, \quad (109)$$

since $\rho_0 c^2$ is the factor in the expressions for the pressure (Eq. 103) and energy (Eq. 99). Hence:

$$M_0 = 1.03706 \times 10^{33} \text{ g} \quad (110a)$$

$$R_0 = 7.69944 \times 10^4 \text{ cm} \quad (110b)$$

$$\rho_{ch_0} = 1.80808 \times 10^{17} \text{ g cm}^{-3} \quad (110c)$$

$$\rho_0 c^2 = 1.62502 \times 10^{38} \text{ dyn cm}^{-2} \quad (110d)$$

$$Q_0 = 2.67888 \times 10^{29} \text{ StatCoulombs}. \quad (110e)$$

Moreover the set of equations (107a)-(107e) are invariant under the transformations: $R_0 \rightarrow R_0 \alpha$, $M_0 \rightarrow M_0 \alpha$, and $\rho_0 \rightarrow \rho_0/\alpha^2$, etc (the other constants can be obtained from these), with α an arbitrary number different from zero. So, it is possible to choose any other set of constants consistent with these transformations. In particular, the dimensional constants obtained by Oppenheimer and Volkov [30], are recovered by setting: $\alpha = \sqrt{32\pi^2}$. In this case: $R_0 = 1.36831 \times 10^6 \text{ cm}$; $M_0 = 1.84302 \times 10^{34} \text{ g}$, etc, equivalent to the constants obtained in that paper [30].

In the Eq. (107d) the term $d\bar{P}/d\bar{R}$, is obtained deriving the Eq. (103):

$$\frac{d\bar{P}}{d\bar{R}} = \frac{x^2}{3\pi^2 \sqrt{1+x^2}}. \quad (111)$$

It is used a 4th order Runge-Kutta scheme to integrate simultaneously the set of equations (107a)-(107e).

The charge distribution is chosen proportional to the rest mass distribution: $\rho_{ch} = \alpha(\mu, t) \rho$. For simplicity, in this paper we will concentrate on the case $\alpha = \text{constant}$.

The code implemented to integrate the equations above is called HE05v1. The HE05v1 is used to build neutron star models in hydrostatic equilibrium. This models constitutes an initial data set for another code presented below.

VII. NUMERICAL INTEGRATION OF THE EINSTEIN-MAXWELL EQUATIONS

In this section we collect the equations that must be integrated numerically in order to simulate the temporal evolution of the stellar models constructed with

the HE05v1 code. The set of equations is:

$$du = -a \left[4\pi R^2 \frac{\Gamma}{w} \left(P_{,\mu} - \frac{Q Q_{,\mu}}{4\pi R^4} \right) + \frac{Gm}{R^2} + \frac{4\pi G}{c^2} P R - \frac{GQ^2}{c^2 R^3} \right] dt \quad [57] \quad (112a)$$

$$w = 1 + \frac{\epsilon}{c^2} + \frac{P}{\rho c^2} \quad [55] \quad (112b)$$

$$\Gamma^2 = 1 + \frac{u^2}{c^2} - \frac{2mG}{Rc^2} + \frac{GQ^2}{c^4 R^2} \quad [58] \quad (112c)$$

$$d\mu = 4\pi \rho R^2 dR/\Gamma \quad [46] \quad (112d)$$

$$aw = a_0 w_0 \exp \left[\int_0^\mu \left(d\epsilon + P d\left(\frac{1}{\rho}\right) + \frac{Q dQ}{4\pi R^4 \rho} \right) / w c^2 \right] \quad [56] \quad (112e)$$

$$dm = 4\pi \rho \left(1 + \frac{\epsilon}{c^2} \right) R^2 R_{,\mu} d\mu + \frac{1}{c^2} \frac{Q Q_{,\mu}}{R} d\mu \quad [45] \quad (112f)$$

$$\rho R^2 = \rho_0 R_0^2 \exp \left[- \int_0^t a \frac{u_{,\mu}}{R_{,\mu}} dt \right] \quad [49] \quad (112g)$$

$$d\epsilon = -P d\left(\frac{1}{\rho}\right) \quad [53] \quad (112h)$$

$$dQ = 4\pi \rho_{ch} R^2 dR/\Gamma \quad (112i)$$

$$d\mu = 4\pi \rho R^2 dR/\Gamma. \quad [46] \quad (112j)$$

Where we mean $a_0 w_0 = (aw)(t, 0)$ and $P_0 R_0^2 = (P R^2)(0, \mu)$. The references to other equations are enclosed in square brackets. Comparing the Eqs. (112) with the May and White equations [22], it can be seen that they share a very similar structure when $Q = 0$, $\forall (\mu, t)$. We have chosen a charge distribution proportional to the rest mass distribution so we obtain the Eq. (112i). The Eq. (112a) is the only equation that have a second time derivative and constitutes the dynamical part of the Einstein-Maxwell equations. The Eqs. (112f) and (112g) represent the Hamiltonian and momentum constraint equations, respectively [52]. The numerical code to integrate the equations above are called Collapse05v3.

The initial conditions at $t = t_0$ are obtained with the HE05v1 for each stellar model, and consist on: the initial mass density distribution $\rho(\mu, t_0)$; the initial electric charge density distribution $\rho_{ch}(\mu, t_0)$; the kinetic energy $\epsilon(\mu, t_0)$; the cell spacing $dR(\mu, t_0)$ and the surface radius $R(\mu_s, t_0)$. Here, μ_s is the mass coordinate of the surface. Then, the output of the HE05v1 is used as an initial Cauchy data set in the space-time hypersurface $t = t_0$, $\mu = \mu$, $\theta = \theta$, $\phi = \phi$, for the Collapse05v3.

The boundary conditions are:

$$P = 0, \text{ at } \mu = \mu_s, \forall t \quad (113a)$$

$$a = 1, \text{ at } \mu = \mu_s, \forall t \quad (113b)$$

$$u = 0, \text{ at } t = t_0, \forall \mu \quad (113c)$$

$$R = 0, \text{ at } \mu = 0, \forall t. \quad (113d)$$

The condition given in Eq. (113b), makes the time coordinate synchronized with an observer co-moving with the surface of the star. The conditions expressed in the Eqs. (113a)-(113d), also gives:

$$\Gamma = 1, Q = 0, m = 0, \text{ at } \mu = 0, \forall t$$

The finite difference algorithm was implemented using a method similar to that developed by May and White [22]. The Eqs. (112a)-(112j) were integrated with a leap-frog finite difference method plus a predictor-corrector step. We call this numerical code as Collapse05v3. The integration is iterated according to a desired error control. The method is second order accurate in space and time [53]. Each experiment was repeated with different number of particles and with different values of the numerical viscosity parameter, in order to check the convergence of the results. In general, good results are obtained using ~ 200 points along the coordinate μ . The compatibility between the two codes is an indirect check of the convergence properties of the Collapse05v3, since the HE05v1 is 4th order accurate. For example, at $t = t_0$ there exists differences in the integrated mass between the two codes of the order of $\sim 0.01 M_\odot$, using 200 points in the Collapse05v3. This difference can be made $< 0.001 M_\odot$ by taking, instead, 800 points, and so on. For the integration in the time dimension is needed to take initially small time-steps $dt = 10^{-5}$ s, but the code is capable of self-adjust the time-step so as to take small changes in the physical variables. Therefore, with this algorithm it is indifferent to take an initial time-step of 10^{-3} s or 10^{-5} s, the code always self-adjust the time-step and prove to converge always to the same solution. The shocks are treated by adding an artificial viscosity, which is non-zero only on discontinuities. Its effects are to smear out the discontinuities over several cells, and to reduce the post-shock oscillations and the numerical errors related to the leap-frog method. We experienced with distinct functional forms for the viscosity term, probing the method of May and White [22] to be the best in the present algorithm. However, there are not strong shocks (like in Ref. [14]) in the set of simulations studied in this paper and with the particular initial conditions chosen.

In the Collapse05v3 the Eqs. (112i) and (112j) are not integrated in time, and the rest mass and charge

are constrained to be constant in the layers of matter (as it must be). We check that this kind of algorithm reduce the numerical errors.

As was showed in the Sec. (II) the total mass-energy at the surface of the star is also a constant $m(t, \mu_{sup}) = M = \text{constant}$. The numerical errors have an impact on the constancy of the total mass-energy M , and this is the physical quantity with which is checked the accuracy of the simulation. In all the runs M is very well conserved, with the exception at the time when a trapped surface forms. In that case, very large gradients forms and serious numerical instabilities appear. Although, it is possible to manage the code to keep the error in mass-energy conservation below $\sim 5\%$ at the time the apparent horizon forms. Of course, once the trapped surface forms nothing can change the fate of the matter inside the apparent horizon (see the Sec. VIII B 1). The simulation must be discontinued soon after the matter cross the gravitational radius because the time-step attains very small values. In general, when dt is roughly $dt < 10^{-10}$ s, it is needed a very large number of time-steps to obtain further progress and this consume too much computer time. The reason is that the large gradients produce huge changes in the physical variables and a very small time-step is required to keep the errors at a low level. Thus, it is not possible to follow the dynamical evolution until a stationary regime is reached (or the formation of an event horizon, if ever possible). When the outer trapped surface forms, some layers of matter external to it can be collapsing or expanding and is not possible in general to say which will be their fate. However, the matter that falls in the trapped surface can not escape from it and this is enough to say that the star (or some part of it) collapsed.

There are two different sources of perturbation introduced in the models: the first source of perturbation is of numerical origin and comes from the mapping of the equilibrium models in the evolution code. This mapping is not exact, and there is a difference in the integrated rest mass and total mass between the two codes that is taken $\leq 0.01 M_{\odot}$. This difference can be made as small as wanted by taking a higher number of points to perform the integration with the Collapse05v3; the second source of perturbation, is introduced by multiplying the kinetic energy by a small constant greater than one, i.e., $\epsilon \rightarrow \alpha \epsilon$. In the present simulations we choose α to take the values $\alpha \sim 1.01 - 1.04$.

The structure of the space-time of a collapsed charged star is very complex, with the possible existence of time-like singularities and tunnels connecting several disjoint asymptotically flat space-time regions. This tunnels and the true singularities, pertains to the analytically extended portions of the space-time,

and the present code is not prepared to reach that regions of the total manifold. In fact, with the present code is not possible to reach the Cauchy horizon where important physical effects must occur [33], [32]. However, from an astrophysical point of view is interesting to know what happens outside the apparent horizon, where the astronomers live.

We will not describe the numerical methods in more detail because is not the objective of this paper. Moreover, the numerical methods are very well known and better explained in textbooks and papers (see for example Ref. [12]). The Collapse05v3 is an extended version of a preliminary code developed by Ghezzi (2003), earlier test-beds and results obtained with this code were published in collaboration [13], [14].

VIII. RESULTS

A. Charged neutron stars in hydrostatic equilibrium

The Fig. (1a) shows the mass-radius relation for neutron stars with zero charge. In this curve different points correspond to stars with different central densities and total number of nucleons. The results are in agreement with the results of Oppenheimer and Volkov [30].

The Fig. (1b) shows the mass-radius relations for models with different values of the charge to mass ratio $Q/\sqrt{G}\mu$.

In the Figs. (1) the central density of the models increase from right to left, and following counterclockwise sense inside the spiral.

The factor $Q/\sqrt{G}\mu$ is a constant in each curve of the Fig. (1b), but $Q/\sqrt{G}M$ varies along them. This is because the binding energy $(\mu - M)c^2$ is not constant along a curve with constant $Q/\sqrt{G}\mu$. In other words, the binding energy varies with the central density of the model. This can be seen in the Fig. (2a), which in addition shows that the binding energy vary as a function of the charge, as well. The total binding energy of the stars increase with its charge (see Sub-sec. VIII A 2). For example, the maximum mass model with $Q/\sqrt{G}\mu = 0.97$, has a binding energy larger than the maximum mass model with $Q/\sqrt{G}\mu = 0.8$. Moreover, in each curve, the maximum is attained at lower densities for higher total charge (see Fig. 2a).

In the Fig. (2b) can be seen that for higher values of the total charge (higher $Q/\sqrt{G}\mu$) the maximum mass and the radius of the models became larger.

The numbered circles in the Figs. (1) and (2), indicates some stars that have the same central density. This models were evolved with the Collapse05v3 for

the cases $Q/\sqrt{G}\mu = 0, 0.5, 0.8$ (see Sec. VIII B).

The Fig. (2) shows the mass of the models as a function of its central density. We found that for any value of the charge below the extremal value ($Q/\sqrt{G}\mu < 1$), there is still unstable and stable branches in the solutions. As it is well known from the first order perturbation theory the regions of the curve where $dM/d\rho < 0$ represent unstable solutions, and where $dM/d\rho \geq 0$ there are stable or marginally stable stars (see [36], [41]).

There are models that have negative binding energy (see Fig. 2b), but they are on the unstable branch of the solutions (see Fig. 2a).

The maximum mass models are indicated in the Fig. (2a) with a vertical bar, while the tag *1st* or *2nd* show the position of the first or the second mass maximum, respectively. The second maximum in the curves, are due to a pure relativistic effect. The reason is that “energy has weight”, paraphrasing Zeldovich and Novikov [41]: as the number of baryons increase the total mass of the stars also increases attaining the first mass maximum. Passing the first maximum, the mass begins to decrease as the pressure became softer at relativistic energies. However, with a further increase of the density the contribution to the “weight” due to the kinetic energy of the particles is more important respect to the rest mass, and the second maximum appears.

From the Fig. (2a), it is evident that this effect also takes place for charged neutron stars (see also tables I-III).

The Fig. (3) shows the coefficient g_{rr} of the metric as a function of the lagrangian coordinate, for model number 13, for three different values of the charge to mass ratio $Q/\sqrt{G}\mu = 0, 0.5, 0.8$.

In the Table I are shown the results of the numeric integration of neutron star models without charge. The results are in agreement with the Oppenheimer and Volkov calculations. The first and second mass maximums are indicated on the table.

In the tables II and III, are the results of the integration of neutron star models, with $Q/\sqrt{G}\mu = 0.8$ and $Q/\sqrt{G}\mu = 0.97$ respectively. The Tables II and III let us make a quantitative comparison of the charged neutron stars models with the properties of the neutron stars with zero charge, given in Table I.

In particular, the maximum mass for models with $Q/\sqrt{G}\mu = 0.97$ is $8.734 M_{\odot}$, and the radius of this star is 75 km (see Table III). For comparison, this case corresponds to models with a parameter $f = 0.00111592$, in the notation of Ray et al. [35]. But they used a charge distribution proportional to the mass-energy density and a different equation of state. However, the results presented in this section are in qualitative agreement with their results.

We must observe that to study the possibility of making extremal Reissner-Nordström black holes it doesn't matter if the charge distribution is proportional to the rest mass density or total energy density, since the binding energy per nucleon tends to zero at the extremal case (see sub-sec. VIII A 2).

1. Extremal case

With the HE05v1 it is possible to reach the sector $Q/\sqrt{G}\mu \geq 1$. Black holes with this charge to mass ratio constitute naked singularities.

We found that approaching the value $Q/\sqrt{G}\mu = 1$, the mass and radius of the models tends to infinity, within the computer capacity. Of course, it is impossible to show plots of this results, but a new technique was developed that will let us study this “solutions” and will be presented in a separated paper [15].

The Newtonian Chandrasekhar's mass formula for charged stars [14] also predicts an infinite mass for the extremal case. With a charge to mass ratio $\alpha = Q/\sqrt{G}\mu$, the Chandrasekhar's mass is [14]:

$$M_{ch} = 5.83 \frac{Y_e^2}{(1 - \alpha^2)} M_{\odot}. \quad (114)$$

This equation reduces to the known Chandrasekhar's mass formula when $\alpha = 0$ (no charge). For the extremal case $\alpha \rightarrow 1$, the formula gives a mass tending to infinite.

In the Sub-sec. VIII B, we will discuss the temporal evolution of neutron stars with extremal electric charge.

2. Binding energy per nucleon

The gravitational binding energy is given by the difference between the total rest mass μ and the total gravitational mass m , [38], [16]:

$$B = (\mu - m) c^2. \quad (115)$$

The binding energy per nucleon is

$$\frac{B}{A} = \frac{(\mu - m) c^2}{A} = \frac{m_n}{\mu} (\mu - m) c^2, \quad (116)$$

where m_n is the rest mass of the nucleons, c is the speed of light, and $A = \mu/m_n$ is the total number of nucleons on the star.

The total binding energy of the maximum mass model increase with the charge (see Fig. 2a).

However, the contrary is true for the binding energy per nucleon, i.e. it is lower with higher total

charge. For example, the values of B/A for the maximum mass models are: 39.11 Mev per nucleon for a neutron star with zero charge; 32.3 Mev per nucleon for a star with $Q/\sqrt{G}\mu = 0.5$; 19.63 Mev per nucleon for a star with $Q/\sqrt{G}\mu = 0.8$; 7.46 Mev per nucleon for a star with $Q/\sqrt{G}\mu = 0.97$, and tending to zero as Q approaches the extremal value. For comparison, the binding energy per nucleon in the most stable finite atomic nucleus is roughly ~ 8 Mev per nucleon (see, for example, [16]). It could be interesting to ask whether a nearly extremal charged star, would disintegrate emitting high energy charged nucleus to strength its binding energy per nucleon. We will leave this question aside by now, since a more realistic EOS must be implemented.

B. Temporal evolution of charged neutron stars

With the Collapse05v3 it is possible to follow the temporal evolution of the stars. We arbitrarily choose to study the evolution of three models (8, 13, 21) constructed with the HE05v1 for each of the charge to mass values: $Q/\sqrt{G}\mu = 0, 0.5, 0.8$. Some of these models are on the stable branch, while others are on the unstable branch (see Fig. 2). The region passing the first maximum of the mass, where $dM/d\rho < 0$, corresponds to unstable models at first order in perturbation analysis. We do not study the evolution of models passing the second mass maximum (see Fig. 2, and tables I-III).

The results of the simulations are summarized in the table IV.

It was checked that the stars on the stable branch, say for example model 13 with $Q/\sqrt{G}\mu = 0.8$, could not jump to the unstable branch given a strong initial perturbation to the star. The stable stars oscillate when perturbed and its (fundamental) frequency of oscillation was calculated (see table IV).

In the cases where a star oscillates we follow its evolution over several periods of time to be sure that the equilibrium is not a metastable state. For a few models, we simulate the oscillating star over roughly one minute of physical time (that corresponds to several hours of computer time). Over this period of time, the amplitude and the speed of the oscillations are reduced due to the numerical viscosity. Of course, the simulation can be extended so far as wanted in time. Eventually, the velocity will be zero everywhere, and the star will rest in perfect hydrostatic equilibrium.

The models number 8 and 13 are stable and they oscillate when perturbed. We found that the frequency of oscillation is higher for lower total charge (see table IV).

Some of the stable charged stars collapses after a

sudden discharge of its electric field (see subsection below, and table IV).

The charged stars on the unstable branch collapses in agreement with the relativistic stellar perturbation theory (see for example [36]).

It is possible to simulate the formation of an apparent horizon (and a trapped surface) and when this happens it is assumed that the star collapsed (see the section VIII B 1). In order to keep the accuracy of the results the simulations are stopped when an apparent horizon forms (see the section VII).

As we will see in Sec. (VIII B 1), for each mass coordinate μ there is a value of the coordinate R , denoted as R_+ :

$$R_+(t, \mu) = \frac{Gm(t, \mu)}{c^2} + \frac{G}{c^2} \sqrt{m^2(t, \mu) - \frac{Q^2(\mu)}{G}}, \quad (117)$$

such that a trapped surface forms at coordinates (t, μ, θ, ϕ) iff $R(t, \mu) \leq R_+(t, \mu)$ (see Sec. VIII B 1). In the Eq. (117), $m(t, \mu)$ and $Q(\mu)$ are the total mass and total charge at coordinate μ , respectively, G is the gravitational constant and c is the speed of light.

If the perturbed energy is such that the total binding energy of an unstable star is greater than its equilibrium value, the star will expand first and later collapse. On the contrary, if the perturbed binding energy of the unstable star is lower than its equilibrium value, the star will collapse directly to a black hole. The perturbed stable stars, will evolve through the path that carries it to the corresponding equilibrium point on the equilibrium curve (see Fig. 2). As the star contracts or expands its central density changes accordingly, and its evolutionary path is an horizontal segment in the graph of the total mass *versus* central density, or total binding energy *versus* central density (Figs. 2). For the collapsing models this segment will extend to higher densities until the simulation is stopped.

All the models constructed with the HE05v1 code and tested with the Collapse05v3 code have a charge $Q < \sqrt{G}\mu_s$, but for a few models we increase the charge to the extremal value $Q = \sqrt{G}\mu_s$ (conserving the total energy). This is easily done on the Collapse05v3. The result is that the star exploded, resulting in an outward velocity at all the Lagrangian points (with the exception at the coordinate origin where the boundary condition is maintained: $u(\mu = 0) = 0$). This is another confirmation of the results obtained with the HE05v1 code (see subsection VIII A 1) that is not possible to get a finite mass star with extremal charge and bounded in a finite spatial region.

The models number 21 are in the unstable branch (see Fig. 2), and we found that all of them collapse (see table IV) independently of the amount of charge (with $Q < \sqrt{G}\mu_s$). However, the time at which the

apparent horizon forms is higher for larger total charge in the star. In all the cases studied there is no ejected matter.

In the figures it is shown the effect of these perturbations by means of a series of temporal snapshots. The Fig. (4) corresponds to the collapsing model 21 with $Q/\sqrt{G}\mu = 0.5$. In the Fig. (4a) it is plotted a series of temporal snapshots of the velocity profiles for this model. We see that the in-falling matter acquires a relativistic speed and there are not strong shock waves formed. The Fig. (4b) shows a series of temporal snapshots of the metric coefficient g_{tt} as function of the coordinate μ . The metric coefficient g_{tt} goes to zero in this case, which is a sufficient condition for the formation of an apparent horizon (see Sec. VIII B 1). The Fig. (5) corresponds to the model 21 with $Q/\sqrt{G}\mu = 0.5$. This is another example of a star that collapses without forming strong shock waves (see Fig. 5a). The results shown in the Fig. (5b) also assures that the star collapsed to a charged black hole (see Sec. VIII B 1).

The Fig. (6) shows a comparison of the evolution of the factor Γ for two simulations of the model 21 with charge to mass ratios $Q/\sqrt{G}\mu = 0.8$ (Fig. 6a), and $Q/\sqrt{G}\mu = 0.5$ (Fig. 6b). When the function Γ approaches zero the fluid enters a regime called of “continued collapse”, in this case the gradient of pressure and of electric charge is no more effective in counterbalancing the gravitational attraction, the fluid is almost in free fall and nothing can stop the collapse. From the Eq. (112a) we see that the first term inside the brackets is nearly zero in this regime. Moreover, the figures (6a) and (6b) indicate that the factor Γ can acquire negative values after the formation of an apparent horizon, in this case the Eq. (112a) indicate that this behaviour reinforce the collapse.

The Fig. (7) corresponds to the oscillating model 13 with $Q/\sqrt{G}\mu = 0.5$. In this case the amplitude of the velocity profiles are bounded, roughly between the values $\pm 3000 \text{ km sec}^{-1}$ (Fig. 7a). The factor g_{tt} shows very little variation in this case (Fig. 7b). The Fig. (8), shows the temporal evolution of five layers of the star, which oscillate over several periods. The mass enclosed by the layers is indicated in the figure.

1. The formation of an apparent horizon

A trapped surface is a space-like orientable two dimensional compact surface, such that inward and outward null geodesics normal to it converge. The apparent horizon is the outer boundary of all the trapped surfaces (see [31], [21], [34], [38], [26], and [17], for definitions and related theorems). A black hole in asymp-

totically flat space-time is the region from where no causal or light signals can reach \mathcal{I}^+ (the future null infinity, see for example [38] and [26] for definitions). The event horizon H^+ is the boundary of the black hole region $H^+ = J^-(\mathcal{I}^+)$.

The formation of an apparent horizon is a sufficient, although not necessary, condition for the formation of a black hole (see Ref. [26]). In fact, in the case an apparent horizon forms the theorems of Hawking and Penrose (1970) can be applied to know that the outcome will be the formation of a singularity, i.e.: the spacetime contains at least one incomplete time-like or null geodesics (see the theorems 9.5.3 and 9.5.4 in [38], Pags. 239-241, known as “singularity theorems”). Moreover, the trapped surface (and the apparent horizon) is contained within a black hole as a mathematical proposition asserts (see the propositions 12.2.2 and 12.2.3 in [38], Pags. 309-310, and proposition 9.2.1 in [17], Pag. 311).

So, we assumed that if an apparent horizon is formed in the stellar collapse, the result will be the inexorable formation of a black hole.

In a numeric simulation, in general, is needed an algorithm to find out the apparent horizon’s location. However, in the present study it is easy to guess that the trapped surfaces are spheres. With this in mind, we can describe the apparent horizon formation and evolution. The vector $l^\nu = ((ac)^{-1}, b^{-1}, 0, 0)$ is tangent to the outgoing null geodesics, and $n^\nu = ((ac)^{-1}, -b^{-1}, 0, 0)$ is tangent to the ingoing null geodesics, in co-moving coordinates. They are also orthogonal to the constant (t, μ) surfaces. Following Mashhoon and Partovi [21], we define the quantities $\Psi = l^\nu R_{,\nu}$ and $\Phi = n^\nu R_{,\nu}$ which are related by a positive multiplicative factor to the expansion factor for radially ingoing and outgoing null geodesics, respectively. Thus, the coordinates of the apparent horizon are found solving the equation:

$$\Psi(t, \mu) = (ac)^{-1}R_{,t} + b^{-1}R_{,\mu} = 0, \quad (118)$$

using the Eqs. (46) and (47), and squaring, this is equivalent to

$$\Gamma^2 = \frac{u^2}{c^2}, \quad (119)$$

and using Eq. (48), this gives:

$$1 - \frac{2mG}{Rc^2} + \frac{GQ^2}{c^4R^2} = 0. \quad (120)$$

The solution of this equation is:

$$R_{\pm}(t, \mu) = \frac{Gm(t, \mu)}{c^2} \pm \frac{G}{c^2} \sqrt{m^2(t, \mu) - \frac{Q^2(\mu)}{G}}, \quad (121)$$

where R_- is the inner boundary, while R_+ is the outer boundary of the trapped surfaces. So, the apparent horizon is the surface (in Schwarzschild coordinates):

$$S_{AH} : R = R_+, \theta = \theta, \phi = \phi.$$

In order to know the space-time coordinates of the apparent horizon in co-moving coordinates, we must solve the Eq. (121) for t and μ . This is done with a numeric subroutine that for each time t and for each coordinate μ asks if $R(t, \mu) = R_+(t, \mu)$ [54].

Some of the stars when evolved in time give rise to the formation of an apparent horizon, that is the coordinate R contracted to the value R_+ for some t and μ . The table IV summarize the results of the simulations: it is shown that some of the stars collapsed, and it is given the time elapsed from the beginning of the simulation and the formation of the apparent horizon.

The Eq. (118) is also equivalent to:

$$\frac{d\mu}{dt} = \frac{a}{b} c, \quad (122)$$

this equation can also be obtained from the equation for light rays $ds^2 = 0$ [55]. From this equation we see that outgoing light rays have zero expansion in the co-moving frame when $a = g_{tt} \rightarrow 0$ [56]. However, from the simulation was obtained that the apparent horizon forms before $a = 0$, this means that radial light rays enter the trapped region (at its boundary S_{AH}) with $d\mu/dt \neq 0$.

In the Figs. (4b) and (5b) is shown the evolution of the metric coefficient a for model number 21 with $Q/\sqrt{G}\mu = 0.5$, and for model number 21 with $Q/\sqrt{G}\mu = 0.8$ (this model is one of the entries of the table II). As we see, $a \rightarrow 0$ for this models, so they collapse.

The event horizon can not be described in the simulations, since it is the result of the complete history of the collapsing matter (while the simulation lasts a finite amount of time). But we know that the trapped region is contained in the black hole region. There exists only one situation in which the formation of the event horizon can occur in a finite coordinate time: when all the matter composing the star collapses in a finite time. Only in the special case that the star collapse completely, i.e.: if $R(t_0, \mu_s) \leq R_+(t_0, \mu_s)$ for some finite time t_0 , the apparent horizon will coincide with the event horizon of a Reissner-Nordström space-time: $R_{BH}(M, Q) = R_+(t_0, \mu_s)$, where R_{BH} is the Reissner-Nordström radius of a black hole of total mass-energy M and total charge Q . In all the simulations performed the apparent horizon is formed for some coordinate μ with $0 < \mu < \mu_s$. So, in the present set of simulations, the apparent horizon never coincides with the event horizon.

2. Evolution of suddenly discharged stars

We picked up some stable stars and followed their temporal evolution after a sudden discharge of its electric field. The scenario is a pure hypothetical one, in which the neutron star is leaved in a charged metastable state after its formation, or during an accretion process onto it. The charged matter could suffer a discharge by recombination of charges of opposite sign, or by effect of the high electrical conductivity. We emphasize that we are not claiming that this is a possible astrophysical scenario, but we want to explore the different theoretical possibilities for the stellar dynamics.

The simulation is performed with the worst conditions for the stellar stability: the electric field is simply turned off after the first time-steps of temporal evolution of an otherwise stable star. The energy is maintained constant in the process, corresponding to a conversion of the electromagnetic energy into heat or internal energy. This is easily performed with the Collapse05v3 code.

The results of the simulation of the stars suddenly discharged are summarized in the table IV. The models discharged are indicated with primed numbers. We see that not all the models collapse to form black holes: the model number 13 with an initial charge to mass ratio $Q/\sqrt{G}\mu = 0.5$ oscillate, while the same model with $Q/\sqrt{G}\mu = 0.8$ collapsed after a sudden discharge; the model number 8 oscillate if its initial charge to mass ratio is $Q/\sqrt{G}\mu = 0.5$, while the same model collapses if $Q/\sqrt{G}\mu = 0.8$. The models number 21 always collapse, as they fall on the unstable branch, then it is unnecessary to consider them.

3. The formation of a shell

In the Reference [14] it is described the formation of a shell of higher density formed near the surface of the star. Although this effect must happen in Newtonian physics, its evolution in the strong field regime is highly non-linear and far from obvious.

The weight of the star is supported by the gas pressure and by the Coulomb repulsion of the matter. If the Coulomb repulsion is important respect to the gravitational attraction -although not necessarily stronger- a shell of matter can form (see [14] for an explanation). The contrast of density between the shell and its interior depends on the energy and charge distribution. So, it is important to check if the effect take place in the present simulations.

We found that the shell forms only mildly, or do not form, and its late behavior can not be followed clearly.

From all the numerical experiments performed, it is observed that the shell formation effect arise more clearly when the initial density profile is flat (like the simulations of Ref. [14]). In consequence, the shell formation is not an important physical effect in the collapse of charged neutron stars. However, it could be important for the collapse of the core of super-massive stars [14].

IX. FINAL REMARKS

It is usually assumed in astrophysics that stars haven't important internal electric fields. Whether an star can have large internal electric fields or a net total charge is not yet clear. However, several features could be common to the evolution of rotating collapsing stars, with the angular momentum playing the role of the electric charge. So, the present study can shed some light on more realistic astrophysical scenarios.

In the models studied in this paper we assumed, for simplicity, that the charge density is proportional to the rest mass density. We found that in hydrostatic equilibrium the charged stars have a larger mass and radius than the uncharged ones. This is, as expected, due to the Coulomb repulsion. The mass of the models tends to infinity as the charge approaches the extremal value $Q = \sqrt{G\mu_s}$. The hydrostatic equilibrium solutions with $Q \geq \sqrt{G\mu_s}$ gives models with an infinite mass and radius (see also [15]). This means that in this particular cases the integrated mass and radius diverges within the computer capacity.

All the models with charge less than the extremal ($Q < \sqrt{G\mu_s}$), have a mass limit and there are unstable and stable solutions. We checked the stability of the solutions integrating forward in time the models, and applying strong perturbations to them. Some of the models collapse directly to form black holes, without ejecting matter. Other models oscillate. For a given model, with fixed central density, the frequency of oscillation is lower when the charge is higher. The frequency of oscillation is weakly dependent on the numerical viscosity. The models that collapse are solutions with $dM/d\rho < 1$, while the oscillating models have $dM/d\rho > 1$. So, the stability of the models agree with the predictions of the first order perturbation theory [36].

It seems that there is a limit for the charge that a star can have, which is lower than the extremal case. This limit arise because the binding energy per nucleon of the models with $Q/\sqrt{G\mu} \geq 0.97$, is lower than the binding energy per nucleon on an atomic nucleus. Then, it is possible that this stars disintegrate to reach a more bounded energy state. This point

deserves further study.

From a pure theoretical point of view, the issue of the collapse of charged fluid spheres, is related to the third law of black hole thermodynamics [18], and with the cosmic censorship hypothesis [38], [19]. The third law of black hole physics states that the temperature of a black hole cannot be reduced to zero by a finite number of operations. The impossibility of transforming a black hole into an extremal one, in a finite number of steps, is related to the impossibility of getting $Q = \sqrt{G\mu_s}$ in some particular experiment [18], [26]. In agreement with this law, we found that it is not possible to form extremal black holes from the collapse of a charged fluid ball. In fact, any charged ball with a charge to mass ratio greater or equal than one explodes, or its matter spreads.

The black holes with $Q \geq \sqrt{G\mu_s}$ represent naked singularities, and the impossibility of getting black holes with this charge to mass ratio in the present simulations are in agreement with the "cosmic censorship hypothesis".

It must be remarked that once an apparent horizon forms the formation of an event horizon is inevitable, and as we proved the matching of the interior solution with an exterior Reissner-Nordström solution, we simulated here the formation of a Reissner-Nordström space-time from a gravitational stellar collapse.

Although we are not using a realistic equation of state we think that the results are of general validity, at least from a qualitative point of view.

Other fields or more exotic physics must be considered in order to form extremal black holes.

X. APPENDIX A

For completeness we reproduce here the Einstein equations in co-moving coordinates as derived by Landau and Lifshitz (see [20], Pag. 311). The equations of section III were derived from these by making the replacements $a^2 c^2 = e^\nu c^2$, $b^2 = e^\lambda$, and $R^2 = e^\mu$. The Einstein equations are:

$$\begin{aligned} \frac{8\pi G}{c^4} T_1^1 &= \frac{8\pi G}{c^4} \left(-P + \frac{Q^2}{4\pi R^4} \right) = \frac{1}{2} e^{-\lambda} \left(\frac{\mu'^2}{2} + \mu' \nu' \right) \\ &\quad - e^{-\nu} \left(\ddot{\mu} - \frac{1}{2} \dot{\mu} \dot{\nu} + \frac{3}{4} \dot{\mu}^2 \right) - e^{-\mu}, \\ \frac{8\pi G}{c^4} T_0^0 &= \frac{8\pi G}{c^4} \left(\delta c^2 + \frac{Q^2}{4\pi R^4} \right) = -\frac{1}{2} e^{-\nu} \left(\frac{\dot{\mu}^2}{2} + \dot{\mu} \dot{\lambda} \right) \\ &\quad + e^{-\lambda} \left(\mu'' - \frac{1}{2} \mu' \lambda' + \frac{3}{4} \mu'^2 \right) - e^{-\mu}, \\ \frac{8\pi G}{c^4} T_0^1 &= 0 = \frac{1}{2} e^{-\lambda} \left(-2\dot{\mu}' - \dot{\mu} \mu' + \dot{\lambda} \mu' + \nu' \dot{\mu} \right) \end{aligned}$$

Acknowledgments

The author thank Professor Dr. Jacob D. Bekenstein for clarifications about his equations. This work was performed with the computational resources

of Professor Dr. Patricio S. Letelier, so the author thank him. The author thank an anonymous referee for useful comments that help to improve this paper. The author acknowledge the Brazilian agency FAPESP for support.

-
- [1] P. Anninos and T. Rothman, *Phys. Rev. D* **65**, 024003 (2001).
- [2] J. M. Bardeen, B. Carter, and S. W. Hawking, *Commun. Math. Phys.* **31**, 161 (1973).
- [3] J. D. Bekenstein, *Phys. Rev. D* **4**, 2185 (1971).
- [4] J. D. Bekenstein, private communication, 2005.
- [5] J. Bally and E. R. Harrison, *ApJ* **220**, 743 (1978).
- [6] D. G. Boulware, *Phys. Rev. D* **8**, 2363 (1973).
- [7] J. E. Chase, *Il Nuovo Cimento*, **LXVII** B, 2 (1970).
- [8] J. A. de Diego, D. Dultzin-Hacyan, J. G. Trejo, and D. Núñez, *astro-ph/0405237*.
- [10] F. de Felice, L. Siming, and Y. Yunqiang, *gr-qc/9905099*.
- [10] F. de Felice, S. M. Liu and Y. Q. Yu, *Class. and Quantum Grav.* **16**, 2669 (1999)
- [11] A. S. Eddington, *Internal Constitution of the Stars* (Cambridge University Press, 1926).
- [12] Ch. R. Evans, L. S. Finn, and D. W. Hobill, *Frontiers in numerical relativity* (Cambridge University Press, Cambridge, New York, New Rochelle, Melbourne, Sydney, 1989).
- [13] C. R. Ghezzi and P. S. Letelier, “X Marcel Grossmann Meeting on General Relativity”, Rio de Janeiro, Brazil, 20-26 July 2003, *gr-qc/0312090*.
- [14] C. R. Ghezzi and P. S. Letelier, “Numeric simulation of relativistic stellar core collapse and the formation of Reissner-Nordström space times”, submitted *astro-ph/0503629*.
- [15] C. R. Ghezzi, in preparation 2005.
- [16] N. K. Glendenning, *Compact Stars* (A&A Library, Springer-Verlag New York Inc., 2000), p. 82.
- [17] S. W. Hawking and G. F. R. Ellis, *The Large Scale Structure of Space-Time* (Cambridge University Press, Cambridge, 1973).
- [18] W. Israel, *Phys. Rev. Letters*, **57**, 4, 397 (1986).
- [19] P. S. Joshi, *Global Aspects in Gravitation and Cosmology* (Oxford Science Publications, New York, 1996).
- [20] L. D. Landau and E. Lifshitz, *The Classical Theory of Fields* (Addison-Wesley Publishing Company, Inc., Reading, Massachusetts, 1961).
- [21] B. Mashhoon and M. H. Partovi, *Phys. Rev. D* **20**, 2455 (1979).
- [22] M. M. May and R. H. White, *Phys. Rev.* **141**, 4 (1966).
- [23] M. M. May and R. H. White, *Methods in Computational Physics* **7**, 219 (1967).
- [24] C. W. Misner and D. H. Sharp, *Phys. Rev.* **136**, B571 (1964).
- [25] H. J. M. Cuesta, A. Penna-Firme and A. Pérez-Lorenzana, *Phys. Rev. D* **67**, 087702 (2003).
- [26] I. D. Novikov and V. P. Frolov, *Physics of Black Holes*, (Kluwer Academic Publishers, Dordrecht 1989).
- [27] E. Olson and M. Bailyn, *Phys. Rev. D* **12**, 3030 (1975).
- [28] E. Olson and M. Bailyn, *Phys. Rev. D* **13**, 2204 (1976).
- [29] J. R. Oppenheimer and H. Snyder, *Phys. Rev.* **56**, 455 (1939).
- [30] J. R. Oppenheimer and G. M. Volkoff, *Phys. Rev.* **55**, 374 (1939).
- [31] R. Penrose, *Phys Rev. Lett.* **14**, 57 (1965).
- [32] Y. Oren and T. Piran, *Phys. Rev. D* **68**, 044013 (2003).
- [33] E. Poisson and W. Israel, *Phys. Rev. D* **41**, 1796 (1990).
- [34] E. Poisson, *A Relativist’s Toolkit: The Mathematics of Black Hole Mechanics* (Cambridge University Press, Cambridge, New York, Port Melbourne, Madrid, Cape Town, 2004).
- [35] S. Ray, A. L. Espindola, M. Malheiro, J. P. S. Lemos, and V. T. Zanchin, *Phys. Rev. D* **68**, 084004 (2003).
- [36] S. L. Shapiro and S. A. Teukolsky, *Black Holes, White Dwarfs, and Neutron Stars* (John Wiley & Sons, New York, Chichester, Brisbane, Toronto, Singapore, 1983).
- [37] V. F. Shvartsman, *Soviet Physics JETP* **33**, 3, 475 (1971).
- [38] R. M. Wald, *General Relativity*, (The University of Chicago Press, Chicago and London, 1984).
- [39] S. Weinberg, *Gravitation and Cosmology: Principles and Applications of the General Theory of Relativity*, (John Wiley & Sons, New York, Chichester, Brisbane, Toronto, Singapore, 1972).
- [40] J. L. Zhang, W. Y. Chau and T. Y. Deng, *Astrophys. and Space Science* **88**, 81 (1982).
- [41] Y. B. Zeldovich and I. D. Novikov, *Relativistic Astrophysics*, vol. I, (The University of Chicago Press, Chicago, 1971; republication: Dover, New York, 1996).
- [42] See for example, the Refs. [41], [36], and [22].
- [43] See Ref. [20], Pag. 304, and Ref. [39], Pag 336.
- [44] See Ref. [38], Pag. 126.
- [45] There are some typos in the equations of the Bekenstein’s paper [3], [4]. On the Eq. (34) and (35) of that paper, the minus sign of the term Q^2/r , must be a plus. This is immediately evident when obtaining Eq. (42) from Eq. (35), in that work.

- [46] To derive this equation, use the Eq. (42) to eliminate a_μ/a from the component G_μ^μ of the Einstein's equations, given in the Appendix. In addition, use that $Q_{,t} = 0$.
- [47] The first two terms of Eq. (57) can be simplified using the chain rule: $dP/d\mu = (dP/dR)R_{,\mu}$, and using the Eq. (46).
- [48] The Poisson's book [33] gives an excellent introduction to the theory of hypersurfaces in general relativity. The matching conditions for the Oppenheimer-Snyder [29] collapse are calculated there.
- [49] See the Poisson's book [33], Pag. 69.
- [50] This result is analogous to that obtained by D. L. Beakedorff, C. W. Misner and D. H. Sharp [24] for the non-charged case.
- [51] Assuming charge neutrality in a gas of electrons, protons and neutrons, the chemical potential of the neutrons is

$$\mu_n = \mu_p + \mu_e.$$

Relaxing the condition of charge neutrality, it is straightforward to show that for the case of extremely charged matter, the chemical potential of the neutrons is

$$\mu_n = \mu_p + \mu_e - 10^{-18} \mu_e.$$

Thus, the EOS is slightly modified, and charge neutrality can be assumed from a microscopic point of view. We will come back to this issue in a forthcoming paper.

- [52] See Ref. [39], Pag. 164.
- [53] See the article of Bernstein et al. in Ref. [12], Pag 57.
- [54] The apparent horizon is not stationary, it evolves with time. The equation of motion for the apparent horizon was found by Bekenstein [3] and by Mashhoon and Partovi [21].
- [55] For ingoing light rays the equation has a minus sign. See also Eq. (33) in ref. [22]
- [56] This is a sufficient but not necessary condition on the formation of the apparent horizon

TABLE I: Mass, radius, and central density for neutron star models with zero charge.

Model	Radius ^a [km]	Mass ^b M_{\odot}	Density ^c [g cm ⁻³]
1	46.735	0.035	1.000×10^{12}
2	43.117	0.044	1.589×10^{12}
3	39.579	0.055	2.525×10^{12}
4	37.297	0.069	4.013×10^{12}
5	33.892	0.087	6.377×10^{12}
6	31.526	0.109	1.013×10^{13}
7	29.143	0.135	1.610×10^{13}
8	26.796	0.168	2.559×10^{13}
9	24.525	0.208	4.067×10^{13}
10	22.801	0.255	6.463×10^{13}
11	20.686	0.309	1.027×10^{14}
12	19.037	0.372	1.632×10^{14}
13	17.156	0.439	2.593×10^{14}
14	15.664	0.510	4.121×10^{14}
15	14.042	0.579	6.549×10^{14}
16	12.739	0.640	1.041×10^{15}
17	11.220	0.686	1.654×10^{15}
18	10.004	0.712	2.628×10^{15}
19 ^d	8.795	0.715	4.177×10^{15}
20	7.823	0.696	6.637×10^{15}
21	6.867	0.658	1.055×10^{16}
22	6.164	0.608	1.676×10^{16}
23	5.582	0.552	2.663×10^{16}
24	5.195	0.496	4.232×10^{16}
25	4.980	0.446	6.726×10^{16}
26	4.984	0.406	1.069×10^{17}
27	5.209	0.380	1.698×10^{17}
28	5.627	0.371	2.699×10^{17}
29	6.128	0.379	4.289×10^{17}
30	6.493	0.398	6.816×10^{17}
31	6.627	0.420	1.083×10^{18}
32	6.605	0.436	1.721×10^{18}
33	6.480	0.444	2.735×10^{18}
34 ^e	6.343	0.445	4.347×10^{18}
35	6.225	0.441	6.907×10^{18}
36	6.148	0.436	1.098×10^{19}
37	6.118	0.431	1.744×10^{19}
38	6.124	0.427	2.772×10^{19}
39	6.151	0.425	4.405×10^{19}
40	6.183	0.424	7.000×10^{19}

^aRadius at the surface of the star measured in [km].

^bTotal mass-energy (Eq. 45) for each stellar model given in solar masses.

^cCentral density of each model measured in [g cm⁻³].

^dThis is the maximum neutron stars mass, calculated with mass steps of $0.0015 M_{\odot}$. It is also the first maximum indicated in the Fig. (2b).

^eThis is the second maximum indicated in the Fig. (2b)

TABLE II: Mass, radius, and central density for neutron star models with $Q/\sqrt{G\mu} = 0.8$.

Model	Radius ^a [km]	Mass ^b M_{\odot}	Density ^c [g cm ⁻³]
1	78.965	0.165	1.000×10^{12}
2	72.271	0.207	1.589×10^{12}
3	67.192	0.259	2.525×10^{12}
4	62.086	0.323	4.013×10^{12}
5	57.066	0.402	6.377×10^{12}
6	52.212	0.497	1.013×10^{13}
7	48.287	0.610	1.610×10^{13}
8	43.810	0.743	2.559×10^{13}
9	40.145	0.895	4.067×10^{13}
10	36.633	1.062	6.463×10^{13}
11	32.922	1.239	1.027×10^{14}
12	29.522	1.414	1.632×10^{14}
13	26.422	1.573	2.593×10^{14}
14	23.604	1.700	4.121×10^{14}
15	20.640	1.780	6.549×10^{14}
16 ^d	18.217	1.803	1.041×10^{15}
17	15.914	1.767	1.654×10^{15}
18	13.896	1.679	2.628×10^{15}
19	12.131	1.552	4.177×10^{15}
20	10.681	1.402	6.637×10^{15}
21	9.643	1.245	1.055×10^{16}
22	8.893	1.097	1.676×10^{16}
23	8.460	0.966	2.663×10^{16}
24	8.380	0.862	4.232×10^{16}
25	8.810	0.793	6.726×10^{16}
26	9.663	0.766	1.069×10^{17}
27	10.802	0.785	1.698×10^{17}
28	11.695	0.841	2.699×10^{17}
29	12.088	0.904	4.289×10^{17}
30	12.047	0.951	6.816×10^{17}
31	11.753	0.973	1.083×10^{18}
32 ^e	11.431	0.975	1.721×10^{18}
33	11.166	0.964	2.735×10^{18}
34	10.984	0.948	4.347×10^{18}
35	10.907	0.933	6.907×10^{18}
36	10.910	0.922	1.098×10^{19}
37	10.972	0.916	1.744×10^{19}
38	11.047	0.916	2.772×10^{19}
39	11.119	0.918	4.405×10^{19}
40	11.171	0.922	7.000×10^{19}

^aRadius at the surface of the star measured in [km].

^bTotal mass-energy (Eq. 45) for each stellar model given in solar masses.

^cCentral density of each model measured in [g cm⁻³].

^dThis model corresponds to the first mass maximum.

^eThis model corresponds to the second mass maximum.

TABLE III: Mass, radius, and central density for neutron star models with $Q/\sqrt{G\mu} = 0.97$.

Model	Radius ^a [km]	Mass ^b M_{\odot}	Density ^c [g cm ⁻³]
1	204.307	2.964	1.000×10^{12}
2	187.353	3.606	1.589×10^{12}
3	171.069	4.338	2.525×10^{12}
4	154.482	5.144	4.013×10^{12}
5	140.106	5.991	6.377×10^{12}
6	125.026	6.830	1.013×10^{13}
7	111.394	7.594	1.610×10^{13}
8	98.495	8.208	2.559×10^{13}
9	85.966	8.603	4.067×10^{13}
10 ^d	75.006	8.734	6.463×10^{13}
11	64.658	8.590	1.027×10^{14}
12	55.735	8.194	1.632×10^{14}
13	47.761	7.599	2.593×10^{14}
14	40.928	6.874	4.121×10^{14}
15	35.073	6.085	6.549×10^{14}
16	30.232	5.293	1.041×10^{15}
17	26.512	4.541	1.654×10^{15}
18	23.498	3.861	2.628×10^{15}
19	21.359	3.272	4.177×10^{15}
20	20.114	2.782	6.637×10^{15}
21	19.849	2.399	1.055×10^{16}
22	20.858	2.135	1.676×10^{16}
23	23.870	2.018	2.663×10^{16}
24	29.138	2.102	4.232×10^{16}
25	35.184	2.420	6.726×10^{16}
26	38.527	2.835	1.069×10^{17}
27	38.479	3.128	1.698×10^{17}
28 ^e	36.825	3.236	2.699×10^{17}
29	34.905	3.210	4.289×10^{17}
30	33.329	3.120	6.816×10^{17}
31	32.310	3.014	1.083×10^{18}
32	31.826	2.923	1.721×10^{18}
33	31.805	2.861	2.735×10^{18}
34	32.105	2.833	4.347×10^{18}
35	32.551	2.833	6.907×10^{18}
36	32.978	2.853	1.098×10^{19}
37	33.280	2.880	1.744×10^{19}
38	33.423	2.904	2.772×10^{19}
39	33.423	2.921	4.405×10^{19}
40	33.342	2.928	7.000×10^{19}

^aRadius at the surface of the star measured in [km].

^bTotal mass-energy (Eq. 45) for each stellar model given in solar masses.

^cCentral density of each models measured in [g cm⁻³].

^dThis model corresponds to the first mass maximum.

^eThis model corresponds to the second mass maximum.

TABLE IV: Charged neutron star models evolved forward in time.

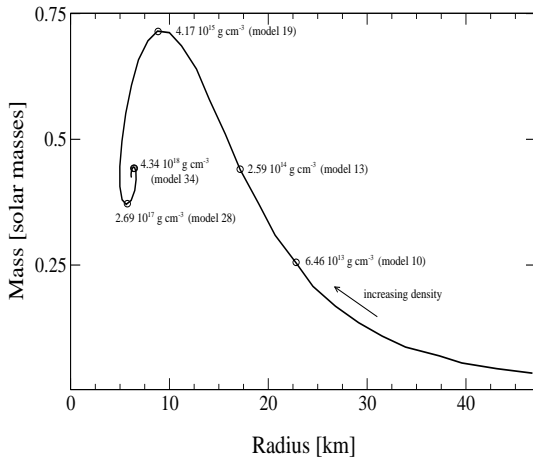
Model ^a	$Q/\sqrt{G}\mu$	Total Rest Mass μ	Binding Energy	Oscillation frequency ^b	Collapse time ^c	fate
		M_{\odot}	$M_{\odot} c^2$	Hz	Sec	
21	0.0	0.679	0.021	-	1.6152×10^{-4}	collapse
21	0.5	0.825	0.015	-	1.6847×10^{-4}	collapse
21	0.8	1.237	-0.008	-	1.7774×10^{-4}	collapse
13	0.0	0.449	0.009	1333	-	oscillate
13	0.5	0.655	0.013	667	-	oscillate
13'	0.5	-	-	1000	-	oscillate
13	0.8	1.600	0.027	490	-	oscillate
13'	0.8	-	-	-	2.3595×10^{-4}	collapse
8	0.0	0.169	0.001	476	-	oscillate
8	0.5	0.258	0.002	249	-	oscillate
8'	0.5	-	-	470	-	oscillate
8	0.8	0.749	0.007	200	-	oscillate
8'	0.8	-	-	-	9.7525×10^{-4}	collapse
-	≥ 1.0	-	-	-	-	explodes ^d

^aThe primed numbers indicate models that were suddenly discharged in the simulation.

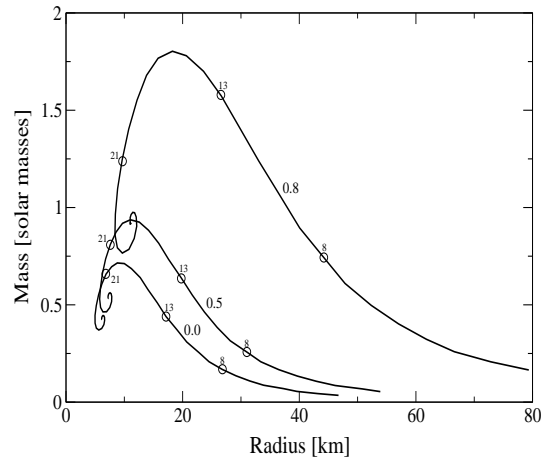
^bThe oscillation frequency of the stable models depends very weakly on the numerical viscosity. When the numerical viscosity coefficient is divided by a factor of two, there is no appreciable change in the frequency.

^cThe collapse time, is the time elapsed between the formation of the apparent horizon and the beginning of the simulation.

^dAny model with $Q/\sqrt{G}\mu \geq 1.0$ explodes, i.e., the matter scatters to infinity.



(a)



(b)

FIG. 1: Mass-radius relation for neutron stars with zero charge (Fig. a), and mass-radius relation for neutron stars with different amounts of total electric charge. Each curve is labeled by the charge to mass ratio of the stars: $Q/\sqrt{G}\mu = 0, 0.5, 0.8$. (Fig. b).

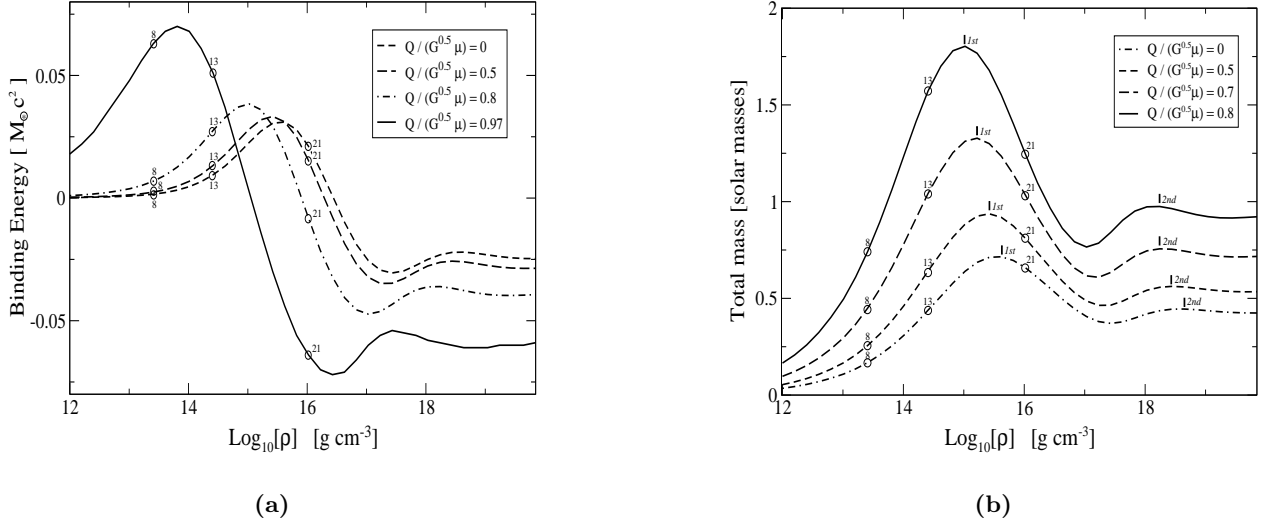


FIG. 2: Total binding energy in units of $M_{\odot}c^2$, for models with different values of the charge to mass ratio $Q/\sqrt{G}\mu = 0, 0.5, 0.8, 0.97$ (Fig. a), and mass *versus* central density for models with different charge to mass ratio $Q/\sqrt{G}\mu = 0, 0.5, 0.7, 0.8$ (Fig. b).

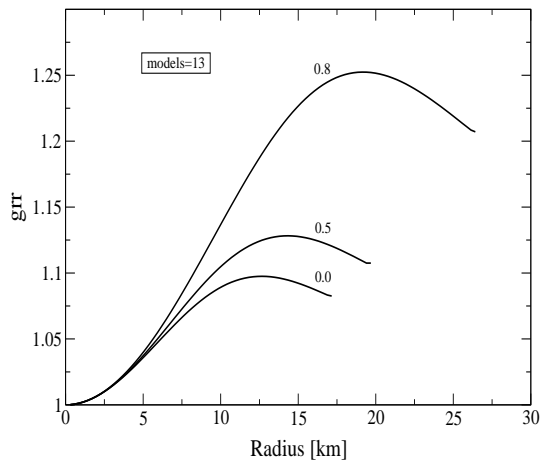


FIG. 3: Coefficient g_{rr} of the metric for models number 13 and for three different values of the charge to mass ratio $Q/\sqrt{G}\mu = 0, 0.5, 0.8$.

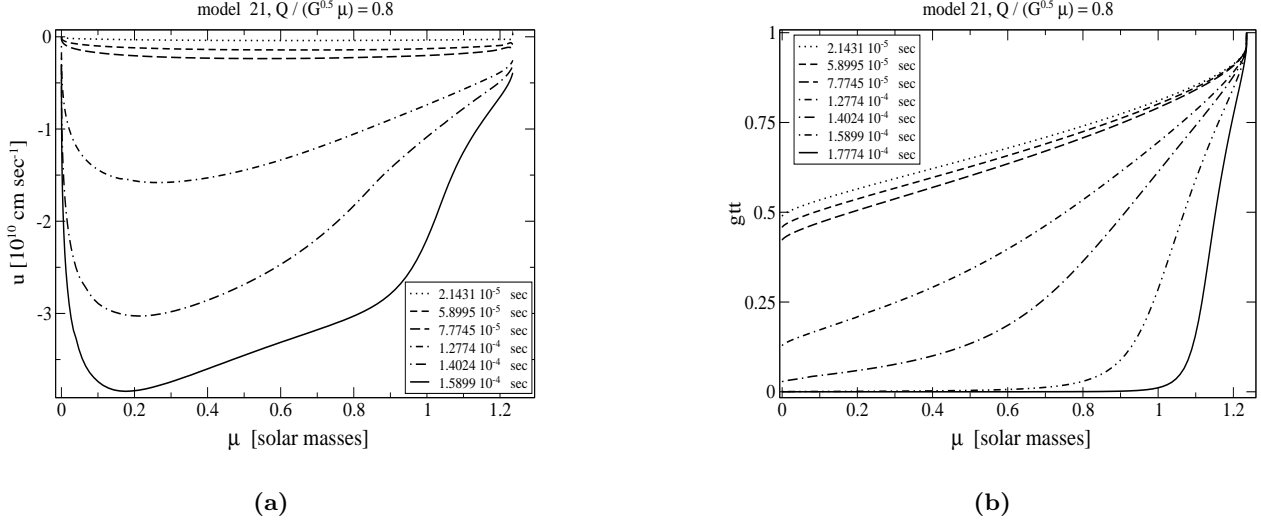


FIG. 4: Temporal snapshots of the speed u , for different time-steps (Fig. a), and snapshots of the coefficient g_{tt} of the metric, for different time-steps (Fig. b), for model 21 and for a charge to mass ratio $Q/\sqrt{G}\mu = 0.8$.

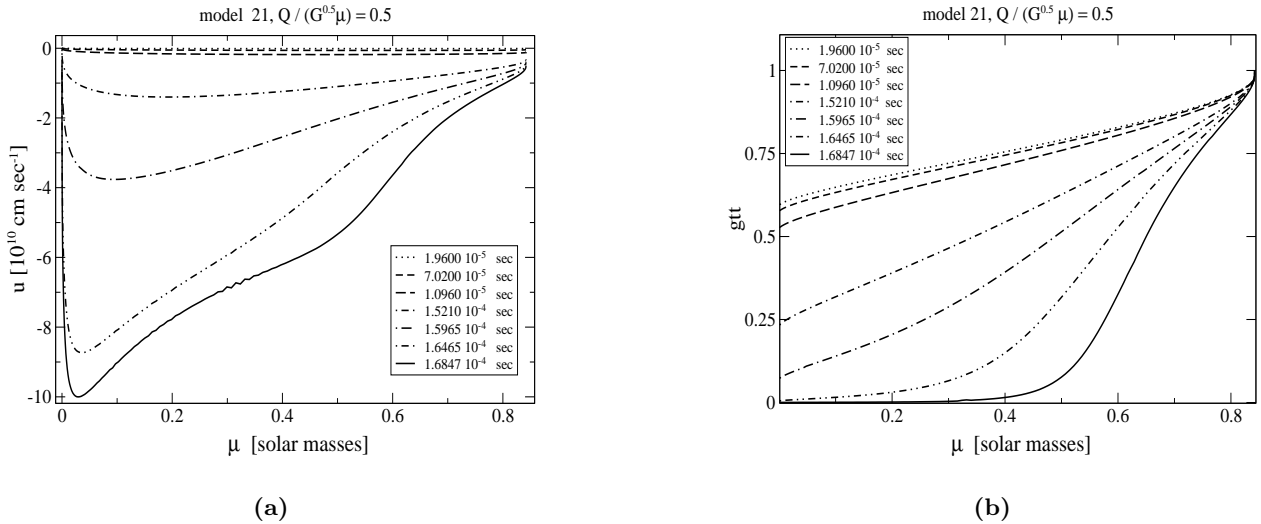


FIG. 5: Temporal snapshots of the speed u , for different time-steps (Fig.a) and snapshots of the coefficient g_{tt} of the metric, for different time-steps (Fig. b), for model 21 and for a charge to mass ratio $Q/\sqrt{G}\mu = 0.5$.

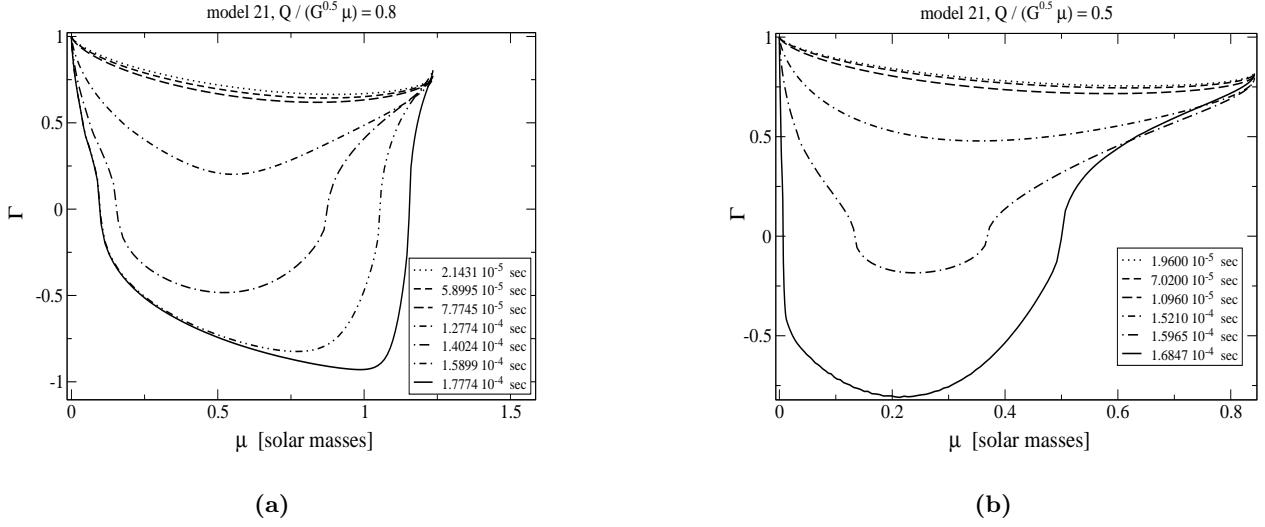


FIG. 6: Temporal snapshots of the factor Γ , for different time-steps, for model 21 and for a charge to mass ratio $Q/\sqrt{G}\mu = 0.8$ (Fig. a), and temporal snapshots of the factor Γ , for different time-steps, for model 21 and for a charge to mass ratio $Q/\sqrt{G}\mu = 0.5$ (Fig. b).

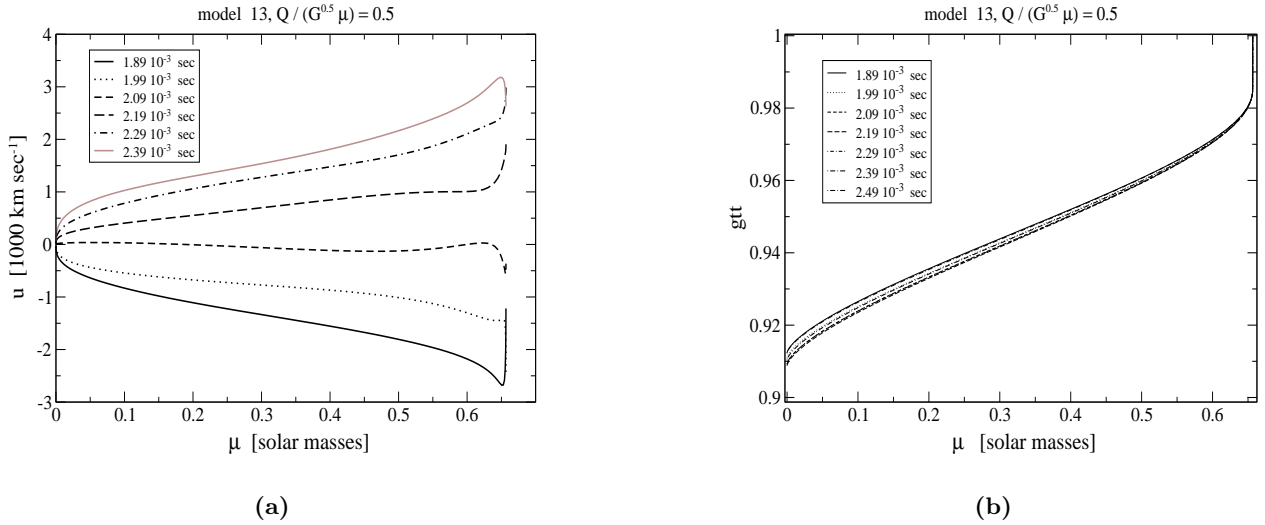


FIG. 7: Snapshots of the speed u (Fig. a) and snapshots of the coefficient g_{tt} of the metric (Fig. b), for different time-steps over half period of oscillation, for model 13 and for a charge to mass ratio $Q/\sqrt{G}\mu = 0.5$.

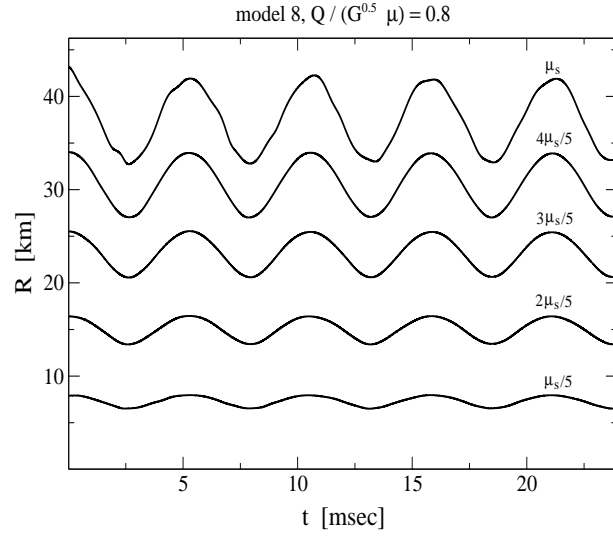


FIG. 8: Temporal evolution of several layers of an oscillating star, for model 8 and with charge to mass ratio $Q/\sqrt{G}\mu = 0.8$, over several oscillation periods. Each curve is labeled by the quantity of rest mass enclosed, or equivalently by its Lagrangian coordinate μ , given in units of the total rest mass μ_s