

# A Dissemination Strategy for Immunizing Scale-Free Networks

Alexandre O. Stauffer  
Valmir C. Barbosa\*

Universidade Federal do Rio de Janeiro  
Programa de Engenharia de Sistemas e Computação, COPPE  
Caixa Postal 68511  
21941-972 Rio de Janeiro - RJ, Brazil

## Abstract

We consider the problem of distributing a vaccine for immunizing a scale-free network against a given virus or worm. We introduce a new method, based on vaccine dissemination, that seems to reflect more accurately what is expected to occur in real-world networks. Also, since the dissemination is performed using only local information, the method can be easily employed in practice. Using a random-graph framework, we analyze our method both mathematically and by means of simulations. We demonstrate its efficacy regarding the trade-off between the expected number of nodes that receive the vaccine and the network's resulting vulnerability to develop an epidemic as the virus or worm attempts to infect one of its nodes. For some scenarios, the new method is seen to render the network practically invulnerable to attacks while requiring only a small fraction of the nodes to receive the vaccine.

**Keywords:** Network immunization, Random networks, Heuristic flooding.

## 1 Introduction

The term “scale-free” is widely used to designate the class of networks that have node degrees distributed as a power law [3, 12], according to which the probability that a randomly chosen node has degree  $a$  is proportional to  $a^{-\tau}$  for some parameter  $\tau > 0$ . There has been a recent surge of interest in scale-free networks, as a great variety of real-world networks, like the Internet, the WWW, social networks, and scientific-collaboration networks, have been empirically

---

\*Corresponding author (valmir@cos.ufrj.br).

observed to have node-degree distributions that approximately follow a power law [9, 1]. In contrast with the classical random-graph model introduced by Erdős and Rnyi, whose node-degree distribution is the Poisson distribution, therefore sharply concentrated around its mean value [8, 4], scale-free networks normally contain nodes with a wide range of degrees, typically with a few nodes of extremely high degrees coexisting with a plethora of low-degree nodes.

In this paper we consider the problem of preventing viruses or worms from spreading on scale-free computer networks. The fact that node degrees are in this case distributed according to a power law has profound impact on the way the network operates. In particular, it makes the problem of fighting the proliferation of viruses and other infections much more challenging, since the presence of high-degree nodes dramatically increases the rate at which a virus may propagate [14, 15]. For this reason, instead of combating the proliferation of a virus in an already infected network, we consider a preventive immunization strategy, which consists of distributing the appropriate vaccine to a small subset of the network's nodes, striving to immunize those nodes that can more efficiently block the spread of a future infection. The goal of this approach is to distribute the vaccine to as few nodes as possible while making the network invulnerable to an epidemic, that is, to the occurrence of a state in which a relatively large number of nodes is infected.

We can measure the efficacy of an immunization strategy by two indicators: the expected spread, which is the expected fraction of the network's nodes that receive the vaccine, and the expected vulnerability, which is the expected fraction of the network's nodes that may become infected when the virus attempts to infect a randomly chosen node of the immunized network. Clearly, these two indicators are strongly influenced by how we select the nodes to receive the vaccine. A simple rule for choosing these nodes is to randomly select a given fraction of the network's nodes [2, 5, 15]. When applied to scale-free networks, we know that this rule normally gives unsatisfactory results, as it only achieves a reasonably small expected vulnerability for prohibitively high expected spreads. An alternative rule consists of distributing the vaccine to all the nodes that have degrees greater than a given value [2, 6, 15]. Despite being more efficient for scale-free networks than the previous strategy, as it achieves quite a small expected vulnerability with only a modest expected spread, applying this rule to real-world networks is known to be usually difficult [7]. The use of this rule demands global knowledge regarding the location of the nodes having the highest degrees, while the nodes of many real-world networks may only be assumed to have information that can be directly inferred from their immediate neighborhoods. Yet another alternative is to randomly choose some of the network's nodes and, for each of them, to immunize a randomly chosen fraction of its neighbors [7]. This rule, however, and in fact the previous two as well, seems hard to implement in practice on computer networks, since apparently it requires that the vaccine be somehow transmitted to a given fraction of the network's nodes by means other than the network's own.

In this paper, we assume that the vaccine enters the network at a single node, called the originator. We attribute to this node the responsibility of starting the

dissemination of the vaccine by initiating the method called heuristic flooding for disseminating information in networks [16]. Let  $u$  be the originator. For each neighbor  $v$  of  $u$ , this method prescribes that  $u$  forward the vaccine to  $v$  with probability given by a heuristic function  $h(a, b)$ , where  $a$  and  $b$  are, respectively, the degrees of  $u$  and  $v$ .<sup>1</sup> Each of the nodes that receive the vaccine, when receiving it for the first time, proceeds likewise and probabilistically forwards the vaccine to its own neighbors. By not requiring that the nodes of the network have information beyond what can be inferred from their immediate neighborhoods, this strategy can be easily used in practice. Furthermore, it represents more accurately what occurs in real scenarios, since it does not rely on the prior selection of nodes that characterizes all the three immunization strategies mentioned above, but rather assumes that the vaccine spreads out of a single node (say, the very site of its development or the site responsible for its distribution) via a heuristically controlled form of flooding. With this set of characteristics that, in essence, make it independent of any network-wide properties, the new strategy is to our knowledge the first of a kind.

We organize the remainder of the paper as follows. In Section 2, we use a random-graph framework and the formalism introduced in [10, 11, 13], whose details are discussed as they are needed, to obtain mathematical results for the aforementioned efficacy indicators. We utilize our analytical results in Section 3 to discover the properties that an ideal heuristic function should have to be efficient. We then introduce a heuristic function that seeks to approximate this ideal and therefore can be used to disseminate the vaccine. In Section 4 we discuss simulation results on random graphs having node degrees distributed according to a power law. Our results reveal that this heuristic function performs very attractively for the ranges of  $\tau$  (the distribution's parameter) that typically are thought to hold for networks like the Internet. They also agree satisfactorily with our analytical predictions. We conclude in Section 5.

## 2 Mathematical analysis

Let  $G$  be a random graph having  $n$  nodes, whose degrees are distributed independently from one another and identically to a random variable  $K_G$ . We assume that the nodes of  $G$  are interconnected in an independent way given their degrees, which therefore remain independent. We base our mathematical analysis of this section on the formalism introduced in [13] and target the case in which  $G$  has a formally infinite number of nodes.

Let  $P_G(a)$  be the probability that a randomly chosen node of  $G$  has degree  $a$ , i.e., the probability that  $K_G = a$ . The average degree in  $G$ , denoted by  $Z_G$ , is clearly

$$Z_G = \sum_{a=0}^{n-1} aP_G(a). \quad (1)$$

---

<sup>1</sup>We assume  $h(a, b) = 0$  if  $a = 0$  or  $b = 0$ .

Given that the degrees of two adjacent nodes are independent from each other, the probability that some node's neighbor has degree  $b$  is identical to the expected fraction of edges incident to degree- $b$  nodes, which is given by

$$\frac{bP_G(b)}{\sum_{a=0}^{n-1} aP_G(a)} = \frac{bP_G(b)}{Z_G}. \quad (2)$$

From [10, 13], a necessary and sufficient condition for a size- $\Theta(n)$  connected component to almost surely exist in  $G$  is that

$$\sum_{b=1}^{n-1} (b-1) \frac{bP_G(b)}{Z_G} > 1, \quad (3)$$

which intuitively means that, given a randomly chosen node  $u$  of  $G$ , a size- $\Theta(n)$  connected component exists almost surely if and only if a neighbor of  $u$  is expected to have more than 1 neighbor besides  $u$ . When (3) is satisfied, we denote the size- $\Theta(n)$  connected component of  $G$  (its giant connected component) by  $\text{GCC}_G$ . Also, all the other connected components of  $G$  are small with high probability, comprising only  $o(n)$  nodes, and  $G$  is said to be above the phase transition that gives rise to  $\text{GCC}_G$ . On the other hand, when (3) is not satisfied,  $G$  is said to be below the phase transition that gives rise to  $\text{GCC}_G$  and all of its connected components are small with high probability, consisting each of  $o(n)$  nodes.

Given a randomly chosen node  $u$  of  $G$  and a neighbor  $v$  of  $u$ , we define the reach of  $u$  through  $v$  as the set of nodes that can be reached by a path starting at  $u$  and whose first edge is  $(u, v)$ . A node belongs to  $\text{GCC}_G$  if and only if it has at least one neighbor through which its reach contains a large, size- $\Theta(n)$  number of nodes. Let  $q$  be the probability that a node has a small, size- $o(n)$  reach through a given neighbor. The probability that a degree- $a$  node belongs to  $\text{GCC}_G$  is then  $1 - q^a$ , and the probability that a randomly chosen node of  $G$  belongs to  $\text{GCC}_G$ , which we denote by  $\theta_G$ , is

$$\theta_G = 1 - \sum_{a=0}^{n-1} q^a P_G(a). \quad (4)$$

The probability  $q$  that  $u$  has a small, size- $o(n)$  reach through  $v$  can be obtained from the probability that  $v$  itself has a small, size- $o(n)$  reach through each of its other neighbors (i.e., excluding  $u$ ). Since the probability that two neighbors of  $u$  have another common neighbor (i.e., besides  $u$ ) varies with  $n$  proportionally to  $n^{-1}$  [13], which for large  $n$  is negligible, the probability that  $v$  has a small, size- $o(n)$  reach through a given neighbor is also  $q$ , thus leading to

$$q = \sum_{b=1}^{n-1} q^{b-1} \frac{bP_G(b)}{Z_G}. \quad (5)$$

This equation can be solved numerically and then used in (4) to obtain  $\theta_G$ .

From now on, we assume that  $G$  is above the phase transition and, therefore,  $\text{GCC}_G$  exists with high probability. Furthermore, since  $G$  can be unconnected and real-world computer networks are normally connected, we assume that it is the graph induced by  $\text{GCC}_G$ , rather than  $G$  itself, that models the network, and also condition the remainder of our analysis accordingly.

## 2.1 Expected spread

In this section, we calculate the expected spread in  $\text{GCC}_G$ , which is denoted by  $P_s$  and consists of the expected fraction of the nodes of  $\text{GCC}_G$  that are immunized when a vaccine is distributed using the heuristic flooding described in Section 1. We resort to the same method of analysis developed in [16]. Let  $S$  be a directed subgraph of  $G$  that spans all the nodes of  $G$ . For a degree- $a$  node  $u$  and a degree- $b$  neighbor  $v$  of  $u$  in  $G$ , the probability that the directed edge  $(u \rightarrow v)$  exists in  $S$  is given by  $h(a, b)$ , the heuristic function employed during the vaccine dissemination. Before proceeding to the calculation of  $P_s$ , we pause for a brief study of  $S$ .

The neighbors of a node  $u$  in  $S$  can be classified into two different types: the in-neighbors, those from which an edge exists directed toward  $u$ ; and the out-neighbors, those toward which an edge exists directed from  $u$ . If a directed path exists starting at some node  $u$  and ending at another node  $v$ , then we say that  $u$  reaches  $v$  in  $S$  or that  $v$  is in the reach of  $u$  in  $S$ . Note that, if  $u$  receives the vaccine, then the reach of  $u$  in  $S$  is part of the set of nodes that become immunized.

The connected components of a directed graph can also be of two basic types. First, there are the weakly connected components, which are constituted by the nodes that can reach one another by undirected paths, i.e., paths for which the directions of the edges are disregarded. The other type is that of the strongly connected components, each comprising a maximal set of nodes that can both reach and be reached from one another.

Similarly to the case of the undirected graph  $G$ , there is a criterion for deciding whether  $S$  almost surely has a size- $\Theta(n)$  weakly connected component, commonly known as the giant weakly connected component of  $S$ , denoted by  $\text{GWCC}_S$ . Likewise, there is another criterion according to which  $S$  almost surely has a size- $\Theta(n)$  strongly connected component, commonly referred to as the giant strongly connected component, denoted by  $\text{GSCC}_S$ . Clearly, when both  $\text{GWCC}_S$  and  $\text{GSCC}_S$  exist, as we henceforth assume, all the nodes of  $\text{GSCC}_S$  belong also to  $\text{GWCC}_S$ , and all the nodes of  $\text{GWCC}_S$  belong also to  $\text{GCC}_G$ .

Since  $\text{GSCC}_S$  exists by assumption, we can define two other size- $\Theta(n)$  connected components of  $S$ , which we refer to as the giant in-component ( $\text{GIN}_S$ ), formed by the nodes that can reach  $\text{GSCC}_S$ , and the giant out-component ( $\text{GOUT}_S$ ), formed by the nodes reachable from  $\text{GSCC}_S$ . Note that, by definition, the nodes of  $\text{GSCC}_S$  belong also to both  $\text{GIN}_S$  and  $\text{GOUT}_S$ . We denote by  $\theta_S^{\text{in}}$  and  $\theta_S^{\text{out}}$  the expected fraction of the nodes of  $G$  that belong to, respectively,  $\text{GIN}_S$  and  $\text{GOUT}_S$ . Figure 1 illustrates an instance of graph  $G$  having

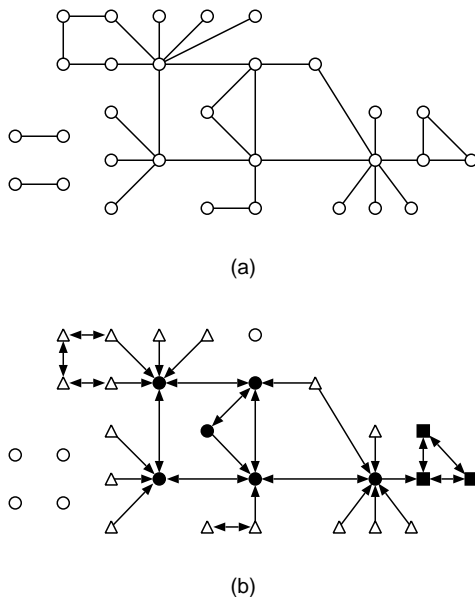


Figure 1: A  $G$  instance having a power-law node-degree distribution with  $\tau = 2.1$  (a) and one possible instance of the directed subgraph  $S$  of the  $G$  instance (b). Part (b) also shows the nodes belonging to  $GSCC_S$  (filled circles),  $GIN_S$  (filled circles and triangles), and  $GOUT_S$  (filled circles and filled squares).

a power-law node-degree distribution with  $\tau = 2.1$  (part (a)) and a possible instance of its directed subgraph  $S$  (part (b)).

Assuming that the originator is randomly chosen among the nodes of  $GCC_G$ , the vaccine is guaranteed to be distributed to a size- $\Theta(n)$  set of nodes if the originator belongs to  $GIN_S$ , which happens with probability  $\theta_S^{\text{in}}/\theta_G$ . When this is the case, the nodes that receive the vaccine either belong to  $GOUT_S$ , corresponding to a fraction  $\theta_S^{\text{out}}/\theta_G$  of the nodes of  $GCC_G$ , or are not in  $GOUT_S$  despite being reachable from the originator, and then amount to a small, size- $o(n)$  number of nodes. Neglecting the latter nodes is equivalent to assuming that nodes receive the vaccine only if the originator is in  $GIN_S$ . In this case, only the nodes in  $GOUT_S$  receive the vaccine and we have

$$P_s = \frac{\theta_S^{\text{in}}\theta_S^{\text{out}}}{\theta_G^2}. \quad (6)$$

In order to obtain  $\theta_S^{\text{in}}$ , recall that the nodes of  $GIN_S$  are the only ones that have a non-negligible reach. Considering a degree- $a$  node  $u$  of  $G$  and a degree- $b$  neighbor  $v$  of  $u$  in  $G$ , we say that  $v$  is a dead end with respect to  $u$  in  $S$  if either  $(u \rightarrow v)$  is not an edge of  $S$ , or it is but the reach of  $u$  through  $v$  in  $S$  is negligible, consisting of only  $o(n)$  nodes. Denoting by  $q_b^{\text{in}}$  the conditional probability that the reach of  $u$  through  $v$  in  $S$  is negligible given that  $u$  is an

in-neighbor of  $v$  in  $S$ , we obtain the probability that  $v$  is a dead end with respect to  $u$  in  $S$ , which is

$$1 - h(a, b) + h(a, b)q_b^{\text{in}}. \quad (7)$$

And since the probability that  $v$  has degree  $b$  is given by (2), the probability that a given neighbor of a degree- $a$  node is a dead end with respect to it in  $S$ , which we denote by  $w_a^{\text{in}}$ , is

$$w_a^{\text{in}} = \sum_{b=1}^{n-1} (1 - h(a, b) + h(a, b)q_b^{\text{in}}) \frac{bP_G(b)}{Z_G}. \quad (8)$$

Because a node belongs to  $\text{GIN}_S$  if and only if at least one of its neighbors in  $G$  is not a dead end with respect to it in  $S$ , we arrive at

$$\theta_S^{\text{in}} = 1 - \sum_{a=0}^{n-1} (w_a^{\text{in}})^a P_G(a). \quad (9)$$

As a means to calculate  $q_b^{\text{in}}$ , let us consider a degree- $b$  node  $v$  of  $G$  reached by following a directed edge ( $u \rightarrow v$ ) of  $S$ . The reach of  $u$  through  $v$  in  $S$  is negligible, which happens with probability  $q_b^{\text{in}}$ , if and only if all of the other  $b-1$  neighbors of  $v$  in  $G$  (i.e., excluding  $u$ ) are themselves dead ends with respect to  $v$  in  $S$ . This clearly leads to

$$q_b^{\text{in}} = (w_b^{\text{in}})^{b-1}. \quad (10)$$

Equations (8) and (10) can be put together to yield another equation where  $w_a^{\text{in}}$  is a function of all the other  $w^{\text{in}}$ 's. This equation can then be solved numerically to obtain  $\theta_S^{\text{in}}$  via (9).

We can follow a completely analogous derivation and obtain  $\theta_S^{\text{out}}$  by noting that a node belongs to  $\text{GOUT}_S$  if and only if it can be reached from a size- $\Theta(n)$  set of nodes. Let  $u$  be a degree- $a$  node of  $G$  and  $v$  a neighbor of  $u$  in  $G$ . We denote by  $w_a^{\text{out}}$  the probability that either  $u$  is not an out-neighbor of  $v$  in  $S$  or is but the number of nodes that can reach  $u$  through  $v$  in  $S$  is small, consisting of only  $o(n)$  nodes. Also, we denote by  $q_b^{\text{out}}$  the conditional probability that the number of nodes that can reach  $u$  through  $v$  in  $S$  is small, given that the degree of  $v$  in  $G$  is  $b$  and  $u$  is an out-neighbor of  $v$ . In a way analogous to the one that led to (8), (9), and (10), we obtain

$$w_a^{\text{out}} = \sum_{b=1}^{n-1} (1 - h(b, a) + h(b, a)q_b^{\text{out}}) \frac{bP_G(b)}{Z_G}, \quad (11)$$

$$\theta_S^{\text{out}} = 1 - \sum_{a=0}^{n-1} (w_a^{\text{out}})^a P_G(a), \quad (12)$$

and

$$q_b^{\text{out}} = (w_b^{\text{out}})^{b-1}. \quad (13)$$

Also, and identically to the derivation of  $\theta_S^{\text{in}}$ , we can unify (11) and (13) and calculate the value of each  $w_a^{\text{out}}$  numerically to obtain  $\theta_S^{\text{out}}$  via (12).

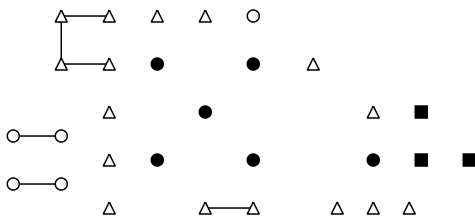


Figure 2: The graph  $V$  that corresponds to the  $G$  and  $S$  instances of Figure 1. Nodes represented by filled circles or filled squares belong to  $\text{GOUT}_S$ .

## 2.2 Expected vulnerability

Consistently with the simplifying assumptions of Section 2.1, we keep assuming that no node is immunized when the originator does not belong to  $\text{GIN}_S$ . When this happens, all nodes of  $\text{GCC}_G$  remain vulnerable to the virus, and if the virus infects a node of  $\text{GCC}_G$  it may propagate until the entire  $\text{GCC}_G$  is infected. Let us analyze the case in which the originator does belong to  $\text{GIN}_S$ .

As before, we assume that only the nodes of  $\text{GOUT}_S$  receive the vaccine. Let  $V$  be an undirected subgraph of  $G$  that spans all the nodes of  $G$ , and let an edge  $(u, v)$  of  $G$  belong to  $V$  if and only if neither  $u$  nor  $v$  belongs to  $\text{GOUT}_S$ . That is, given a certain instance of the subgraph  $S$ , subgraph  $V$  contains all the edges of  $G$  that are not incident to nodes of  $\text{GOUT}_S$ . Clearly, the edges of  $V$  represent the edges through which the virus may propagate if it reaches either of an edge's (unimmunized) end nodes. Figure 2 illustrates the subgraph  $V$  corresponding to the  $G$  and  $S$  instances of Figure 1.

Once again, and similarly to the case of  $G$ , a criterion exists for deciding whether a size- $\Theta(n)$  connected component almost surely exists in  $V$ . We denote such a component by  $\text{GCC}_V$ . When it does exist, and since all the other connected components of  $V$  contain with high probability only  $o(n)$  nodes (which we again neglect), a virus may only proliferate into a large, size- $\Theta(n)$  set of nodes if it first infects a node of  $\text{GCC}_V$ . This, of course, is predicated upon the originator being in  $\text{GIN}_S$  and dissemination taking place exclusively inside  $\text{GOUT}_S$ , the assumptions of Section 2.1.

We define the expected vulnerability of  $\text{GCC}_G$ , denoted by  $P_v$ , as the fraction of the nodes of  $\text{GCC}_G$  that may become infected when the virus attempts to infect a randomly chosen node of  $\text{GCC}_G$ . Let  $\theta_V$  be the fraction of the nodes of  $G$  that belong to  $\text{GCC}_V$ . If the originator does not belong to  $\text{GIN}_S$  (which occurs with probability  $1 - \theta_S^{\text{in}}/\theta_G$ ), then  $P_v = 1$ ; if it does belong to  $\text{GIN}_S$  (with probability  $\theta_S^{\text{in}}/\theta_G$ ), then  $P_v = \theta_V/\theta_G$  if and only if the virus first infects a node of  $\text{GCC}_V$ , which occurs with probability  $\theta_V/\theta_G$ . We then have

$$P_v = 1 - \frac{\theta_S^{\text{in}}}{\theta_G} + \frac{\theta_S^{\text{in}}}{\theta_G} \left( \frac{\theta_V}{\theta_G} \right)^2. \quad (14)$$

Henceforth in this section we concentrate on calculating  $\theta_V$  for the case in which  $\text{GCC}_V$  does exist. Clearly, a node of  $G$  belongs to  $\text{GCC}_V$  only if it does



not belong to  $\text{GOUT}_S$ . Through the remainder of the section, let  $u$  be a degree- $a$  node of  $G$  that does not belong to  $\text{GOUT}_S$  and  $v$  a neighbor of  $u$  in  $G$ . Given that  $v$  has degree  $b$ , we define  $h_{b|a}$  as the probability that the edge  $(v \rightarrow u)$  exists in  $S$ . Since  $u$  does not belong to  $\text{GOUT}_S$ , node  $v$  must be such that it satisfies one of the following conditions: either edge  $(v \rightarrow u)$  does not exist in  $S$ , which happens with probability  $1 - h(b, a)$ , or  $(v \rightarrow u)$  exists in  $S$  but the number of nodes that can reach  $u$  through  $v$  is small, which occurs with probability  $h(b, a)q_b^{\text{out}}$ . We can then express  $h_{b|a}$  as the ratio of the probability that the latter condition is satisfied to the probability that either the former or the latter is. This leads to

$$h_{b|a} = \frac{h(b, a)q_b^{\text{out}}}{1 - h(b, a) + h(b, a)q_b^{\text{out}}}. \quad (15)$$

Now let  $p_{b|a}$  be the probability that  $v$  has degree  $b$  in  $G$ . Clearly,  $p_{b|a}$  is proportional to the joint probability that  $v$  satisfies one of the above conditions regarding the existence of edge  $(v \rightarrow u)$  in  $S$  and also that a node's neighbor in  $G$  has degree  $b$ . That is,  $p_{b|a}$  is proportional to  $(1 - h(b, a) + h(b, a)q_b^{\text{out}}) bP_G(b)/Z_G$ . Using (11), we obtain

$$p_{b|a} = \left( \frac{1 - h(b, a) + h(b, a)q_b^{\text{out}}}{w_a^{\text{out}}} \right) \frac{bP_G(b)}{Z_G}. \quad (16)$$

Let  $b$  be the degree of  $v$  in  $G$ . Because  $u$  does not belong to  $\text{GOUT}_S$ , nodes  $u$  and  $v$  are neighbors in  $V$  if and only if  $v$  does not belong to  $\text{GOUT}_S$  either. If  $(v \rightarrow u)$  is an edge of  $S$ , which occurs with probability  $h_{b|a}$ , then  $v$  is obviously not in  $\text{GOUT}_S$ , as it would otherwise make  $u$  belong to  $\text{GOUT}_S$  along with it. On the other hand, if  $(v \rightarrow u)$  is not an edge of  $S$  (with probability  $1 - h_{b|a}$ ), then  $v$  does not belong to  $\text{GOUT}_S$  if and only if the number of nodes that can reach it in  $S$  is small, which happens with probability  $q_b^{\text{out}}$ . It follows that the probability that  $u$  and  $v$  are neighbors in  $V$  is given by

$$h_{b|a} + (1 - h_{b|a})q_b^{\text{out}}. \quad (17)$$

When  $u$  and  $v$  are indeed neighbors in  $V$ , we define  $q_b^V$  as the probability that  $u$  has a small reach in  $V$  through  $v$ . We say that  $v$  is a dead end with respect to  $u$  in  $V$  if either  $v$  is not a neighbor of  $u$  in  $V$ , which occurs with probability  $1 - [h_{b|a} + (1 - h_{b|a})q_b^{\text{out}}]$ , or it is but the reach of  $u$  through  $v$  in  $V$  is small, which occurs with probability  $[h_{b|a} + (1 - h_{b|a})q_b^{\text{out}}]q_b^V$ . Thus, the probability that  $v$  is a dead end with respect to  $u$  in  $V$  is

$$\begin{aligned} 1 - [h_{b|a} + (1 - h_{b|a})q_b^{\text{out}}] + [h_{b|a} + (1 - h_{b|a})q_b^{\text{out}}]q_b^V \\ = h_{b|a}q_b^V + (1 - h_{b|a})(1 - q_b^{\text{out}} + q_b^{\text{out}}q_b^V), \end{aligned} \quad (18)$$

so the probability that a neighbor of  $u$  is a dead end with respect to  $u$  in  $V$ , which we denote by  $w_a^V$ , is clearly

$$w_a^V = \sum_{b=1}^{n-1} [h_{b|a}q_b^V + (1 - h_{b|a})(1 - q_b^{\text{out}} + q_b^{\text{out}}q_b^V)] p_{b|a}. \quad (19)$$

In order to calculate  $q_b^V$ , notice that the reach of  $u$  through  $v$  in  $V$  is small if and only if all other  $b - 1$  neighbors of  $v$  in  $G$  are themselves dead ends with respect to  $v$  in  $V$ . Then, assuming that the degrees of a node's neighbors in  $G$  remain independent from one another even under the condition that the node does not belong to  $\text{GOUT}_S$ , we have

$$q_b^V = (w_b^V)^{b-1}. \quad (20)$$

Putting (19) and (20) together leads to an equation where  $w_a^V$  is a function of all the other  $w^V$ 's, which can then be solved numerically for  $0 \leq a \leq n - 1$ .

We are, finally, in position to calculate the value of  $\theta_V$ . Let  $u$  be a randomly chosen node of  $G$  having degree  $a$ . In order to belong to  $\text{GCC}_V$ , node  $u$  must not belong to  $\text{GOUT}_S$ , which occurs with probability  $(w_a^{\text{out}})^a$ . Furthermore,  $u$  belongs to  $\text{GCC}_V$  only if at least one of its neighbors is not a dead end with respect to it in  $V$ , which occurs with probability  $1 - (w_a^V)^a$ . It then follows that

$$\theta_V = \sum_{a=0}^{n-1} (w_a^{\text{out}})^a [1 - (w_a^V)^a] P_G(a). \quad (21)$$

### 3 The heuristic function

The efficiency of heuristic flooding as a means of immunizing a network depends heavily on the choice of the heuristic function  $h(a, b)$ . Before introducing our heuristic function, we elaborate on the properties of subgraph  $S$  that we may expect to lead to good results for  $P_s$  and  $P_v$ .

First of all, it is clear that  $S$  must be above the phase transition that gives rise to  $\text{GSCC}_S$ , thereby guaranteeing that  $\text{GSCC}_S$ ,  $\text{GIN}_S$ , and  $\text{GOUT}_S$  almost surely exist. When this is the case, the nodes of  $\text{GIN}_S$  are the most suitable ones for being the originator, as they can immunize a non-negligible number of nodes. But since we cannot assume any prior information on the originator,  $\text{GIN}_S$  should contain as many nodes as possible in order to make the probability that the originator is chosen from outside it as small as possible. With regard to  $\text{GOUT}_S$ , we know that it contains the nodes that receive the vaccine when the originator belongs to  $\text{GIN}_S$ . In order to prevent an excessive number of nodes from receiving the vaccine, the size of  $\text{GOUT}_S$  should be kept to modest values. Putting these two observations together, we ideally want  $\text{GIN}_S$  to span all the nodes of the network,  $\text{GSCC}_S$  to contain only the nodes that can more efficiently block the spreading of an infection, and  $\text{GOUT}_S$  to be the same as  $\text{GSCC}_S$ .

Since we know that immunizing the nodes with the highest degrees is an efficient way to prevent epidemics in scale-free networks [2, 6, 15], we introduce, in this section, a heuristic function that stimulates the transmission of the vaccine to high-degree nodes. Introducing a parameter  $\alpha \geq 0$ , and considering a degree- $a$  node  $u$  that has the vaccine and a degree- $b$  neighbor  $v$  of  $u$ , our heuristic function  $h(a, b)$ , which gives the probability that  $u$  sends the vaccine to  $v$ , is defined as follows:

- If  $b = 1$ , that is,  $v$  has no neighbor besides  $u$ , then  $h(a, b) = 0$  and  $u$  deterministically decides not to send the vaccine to  $v$ . In this case, since  $u$  is already immune, should  $v$  become infected it can transmit the virus to no other node, so we choose not to give  $v$  the vaccine.
- If  $a \leq 2 \leq b$ , that is,  $u$  has degree at most 2 and  $v$  has degree at least 2, then  $h(a, b) = 1$  and  $u$  deterministically decides to send the vaccine to  $v$ . This is meant to force some low-degree nodes to forward the vaccine, thereby precluding a premature conclusion of heuristic flooding and, as a consequence, leading to a larger  $\text{GIN}_S$ .
- For all the other positive values of  $a$  and  $b$ , we let

$$h(a, b) = \tanh\left(\frac{b-1}{(a-2)^\alpha}\right). \quad (22)$$

Figure 3 shows two plots illustrating this heuristic function for  $\alpha = 0.7$  (part (a)) and  $\alpha = 1.0$  (part (b)). Clearly, for fixed  $a > 2$ ,  $h(a, b)$  increases with  $b$ , so the vaccine is more likely to be transmitted to high-degree nodes. For fixed  $b > 1$ ,  $h(a, b)$  decreases with  $a$ , thus reflecting the intuition that, when  $u$  is a high-degree node, sending the vaccine to  $v$  may be unnecessary even if  $v$  is a high-degree node (there are probably other paths through which the vaccine can be transmitted from  $u$  to  $v$ ).

## 4 Simulation results

We have conducted extensive simulations on random graphs with node degrees distributed according to a power law. Generating such a graph is achieved in two phases [13]. Let  $u_1, u_2, \dots, u_n$  be the nodes of the random graph we want to generate. In the first phase, for  $i = 1, \dots, n$  we sample the degree  $d_i$  of each  $u_i$  from the power-law distribution, obtaining the so-called degree sequence of the graph. If  $\sum_{i=1}^n d_i$  turns out to be odd, then we discard the entire degree sequence and sample a new one, repeating the process until the sum of the degrees comes out even. In the second phase, we consider an imaginary urn having  $\sum_{i=1}^n d_i$  labeled balls, the labels of  $d_i$  of them being  $u_i$ . We then successively remove pairs of balls from the urn until it has no more balls. For each pair we remove—say, of labels  $u_i$  and  $u_j$ —we add edge  $(u_i, u_j)$  to the graph. This method can produce graphs having multiple edges or self-loops, but it has the advantage of generating graphs whose degrees remain independent even after the edges are added, which is a core assumption of our analysis.

We carried out our simulations for  $n = 10000$  and  $2 \leq \tau \leq 3$ . For each value of  $\tau$ , we generated 500  $G$  instances. For each  $G$  instance, we used the heuristic  $h(a, b)$  to both sample 1000 instances of the subgraph  $S$  and, in an independent way, conduct 1000 vaccine disseminations by heuristic flooding from an originator selected randomly among the nodes of the largest connected component of the  $G$  instance. For each  $S$  instance, we selected the largest strongly connected component and calculated the sizes of the corresponding in-component

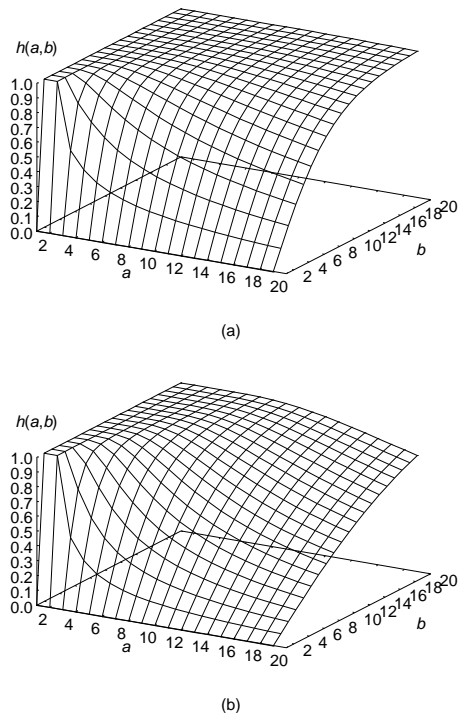


Figure 3: Plots of the heuristic function given by (22) for  $\alpha = 0.7$  (a) and  $\alpha = 1.0$  (b).

(counting the nodes that can reach the strongly connected component) and out-component (counting the nodes that can be reached from the strongly connected component). We then obtained the expected sizes of  $\text{GIN}_S$  and  $\text{GOUT}_S$  by averaging these quantities over the 500000 samples. For each vaccine dissemination, we calculated the fraction of nodes that receive the vaccine and the fraction of nodes to which an infection may spread when an attempt at infecting a randomly chosen node inside the largest connected component of  $G$  takes place. We then obtained  $P_s$  and  $P_v$  by averaging these quantities over the 500000 samples.

Simulation results are shown in Figure 4 for  $\alpha = 0.1, 0.4, 0.7, 1.0$ . We note, in general, a satisfactory agreement between analytic and simulation results, with the exception of part (d), in which case the deviation may be attributed to the approximations made during the derivation of  $\theta_V$  in Section 2.2 to yield (21).

When  $\tau \leq 2.5$ , the plots for  $\theta_S^{\text{in}}/\theta_G$  and  $\theta_S^{\text{out}}/\theta_G$  (Figure 4(a,b)) reveal that the heuristic function introduced in Section 3 results in a  $\text{GIN}_S$  that spans almost all the nodes of  $\text{GCC}_G$ , while the size of  $\text{GOUT}_S$  keeps to a relatively modest fraction of  $\text{GCC}_G$ . For example, for  $\tau \leq 2.5$  and  $\alpha = 1.0$ , the relative size of  $\text{GIN}_S$  is always above 0.97 and the relative size of  $\text{GOUT}_S$  is always below

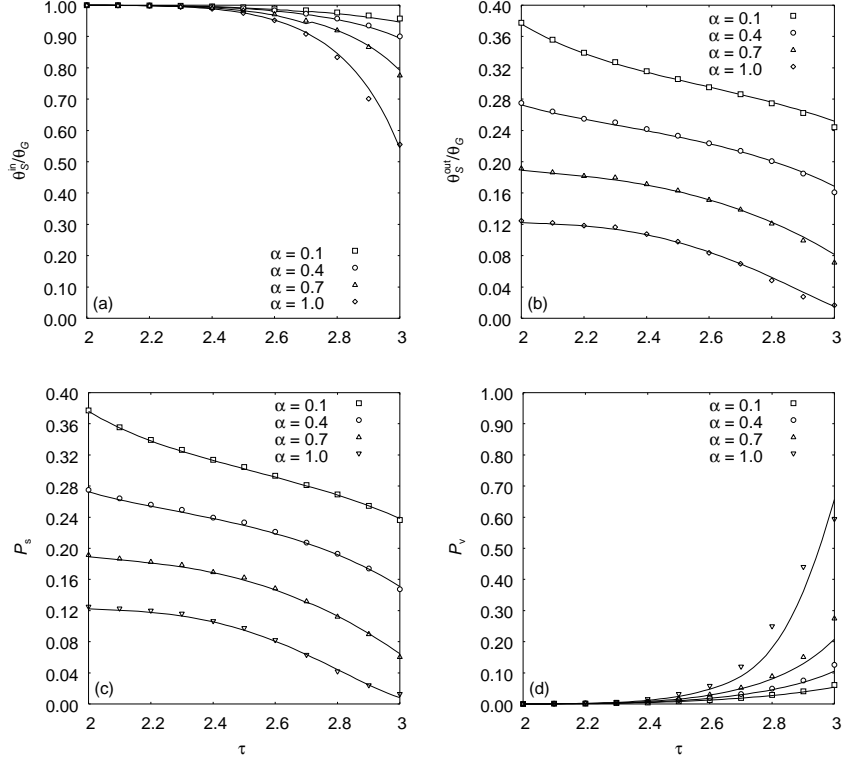


Figure 4: Simulation results of vaccine dissemination by heuristic flooding. Solid lines give the analytic predictions.

0.13. For  $\tau > 2.5$ , the relative size of  $\text{GIN}_S$  decreases with  $\tau$ , thus evidencing that heuristic flooding has more difficulty disseminating the vaccine when the graph is sparser.

Owing to  $P_s$  being given by  $(\theta_S^{\text{in}}/\theta_G)(\theta_S^{\text{out}}/\theta_G)$  (cf. (6)), and to  $\theta_S^{\text{in}}/\theta_G$  being relatively close to 1 (Figure 4(a)), the plots for  $P_s$  (Figure 4(c)) are of course similar to the plots for  $\theta_S^{\text{out}}/\theta_G$  (Figure 4(b)). Furthermore, given a value of  $\alpha$ ,  $P_s$  decreases with  $\tau$ , which means that heuristic flooding spreads through a smaller number of nodes when the graph is sparser, as, in this case, there are less paths conducting to the high-degree nodes.

As for  $P_v$  (Figure 4(d)), we note that, for  $\tau \leq 2.5$ ,  $P_v$  is nearly zero. This result is a natural consequence both of the guiding principle of the heuristic introduced in Section 3, which ascribes more probability for transmitting the vaccine to nodes having higher degrees, and of the result for  $\theta_S^{\text{in}}/\theta_G$  (Figure 4(a)), which indicates that  $\text{GIN}_S$  spans almost all the nodes of  $\text{GCC}_G$ . As  $\tau$  is increased to values greater than 2.5,  $P_v$  moves farther away from zero, since the size of  $\text{GIN}_S$  decreases and, therefore, the probability that heuristic flooding distributes the vaccine to only a small number of nodes increases. Regarding the value of  $\alpha$ ,

we note a clear trade-off between  $P_s$  and  $P_v$ . If we were to adjust  $\alpha$  in such a way as to decrease  $P_s$ , we would have an increase in  $P_v$ , which shows that the number of immunized nodes has a direct impact on the resulting vulnerability of the network.

## 5 Conclusion

We have considered in this paper the problem of immunizing a scale-free network against a virus or worm. We introduced a new immunization strategy, one that we believe reflects more accurately what happens in real scenarios. In our strategy, we assume that the vaccine enters the network at exactly one node, in general the site of the vaccine's development or the site in charge of its distribution, for example. This node begins the dissemination of the vaccine by heuristic flooding, aiming at immunizing the nodes that have the highest degrees. With this purpose in mind, we introduced a heuristic function that gives more probability to forwarding the vaccine toward nodes with higher degrees.

We obtained analytical and simulation results on random graphs having node degrees distributed according to a power law. Our mathematical analysis has innovative aspects that we expect may shed some light on obtaining analytical results for similar distributed algorithms. Also, we hope our analysis can contribute to the development of new heuristic functions for vaccine dissemination. With regard to our simulation results, they show satisfactory agreement with our mathematical analysis and highlight the expected trade-off between the number of nodes that receive the vaccine and the vulnerability of the network to future infections. Especially for power laws with relatively small value for the parameter  $\tau$ , our heuristic function achieves very good results, making the network practically invulnerable to an epidemic while requiring the immunization of only roughly 10% of the nodes.

We note, finally, that one possible direction in which this paper's research may be extended, in addition to the search for other heuristic functions, is that of allowing for multiple concurrent initiators. While algorithmically (i.e., from the perspective of flooding the network) such an extension is trivial, extending the analysis of Section 2 is expected to be a significantly more complex endeavor.

## Acknowledgments

The authors acknowledge partial support from CNPq, CAPES, and a FAPERJ BBP grant.

## References

- [1] R. Albert and A.-L. Barabási. Statistical mechanics of complex networks. *Reviews of Modern Physics*, 74:47–97, 2002.

- [2] R. Albert, H. Jeong, and A.-L. Barabási. Error and attack tolerance of complex networks. *Nature*, 406:378–382, 2000.
- [3] A.-L. Barabási and R. Albert. Emergence of scaling in random networks. *Science*, 286:509–512, 1999.
- [4] B. Bollobás. *Random Graphs*. Cambridge University Press, Cambridge, UK, 2 edition, 2001.
- [5] R. Cohen, K. Erez, D. ben-Avraham, and S. Havlin. Resilience of the Internet to random breakdowns. *Physical Review Letters*, 85:4626–4628, 2000.
- [6] R. Cohen, K. Erez, D. ben-Avraham, and S. Havlin. Breakdown of the Internet under intentional attack. *Physical Review Letters*, 86:3682–3685, 2001.
- [7] R. Cohen, S. Havlin, and D. ben-Avraham. Efficient immunization strategies for computer networks and populations. *Physical Review Letters*, 91:247901, 2003.
- [8] P. Erdős and A. Rényi. On random graphs. *Publicationes Mathematicae*, 6:290–297, 1959.
- [9] M. Faloutsos, P. Faloutsos, and C. Faloutsos. On power-law relationships of the Internet topology. In *Proceedings of the Conference on Applications, Technologies, Architectures, and Protocols for Computer Communication*, pages 251–262, 1999.
- [10] M. Molloy and B. Reed. A critical point for random graphs with a given degree sequence. *Random Structures and Algorithms*, 6:161–180, 1995.
- [11] M. Molloy and B. Reed. The size of the largest component of a random graph on a fixed degree sequence. *Combinatorics, Probability and Computing*, 7:295–306, 1998.
- [12] M. E. J. Newman. The structure and function of complex networks. *SIAM Review*, 45:167–256, 2003.
- [13] M. E. J. Newman, S. H. Strogatz, and D. J. Watts. Random graphs with arbitrary degree distributions and their applications. *Physical Review E*, 64:026118, 2001.
- [14] R. Pastor-Satorras and A. Vespignani. Epidemic spreading in scale-free networks. *Physical Review Letters*, 86:3200–3203, 2001.
- [15] R. Pastor-Satorras and A. Vespignani. Epidemics and immunization in scale-free networks. In S. Bornholdt and H. G. Schuster, editors, *Handbook of Graphs and Networks: From the Genome to the Internet*, pages 111–130. Wiley-VCH, Weinheim, Germany, 2003.

- [16] A. O. Stauffer and V. C. Barbosa. Probabilistic heuristics for disseminating information in networks, 2004. <http://arxiv.org/abs/cs.NI/0409001>.