

An Average Case NP-complete Graph Problem*

Leonid A. Levin[†]
Boston University[‡]

Ramarathnam Venkatesan
Microsoft Research[§]

Abstract

NP-complete problems should be hard on some instances but these may be extremely rare. On generic instances many such problems, especially related to random graphs, have been proven easy. We show the intractability of *random* instances of a graph coloring problem: this graph problem is hard on average unless all NP problem under any samplable (i.e. generateable in polynomial time) distribution are easy.

1 Introduction

Many NP-complete problems are easy for random inputs. See [Karp 76] and the surveys [Johnson 84, Karp et. al. 85]. For instance, the Hamilton path problem takes linear average time [Angluin Valiant 79, Gurevich Shelah 87]. In such cases, NP-completeness may be misleading as an evidence of hardness, say, for use in cryptography as required in [Blum Micali 82, Yao 82, Goldreich Goldwasser Micali 86]. Such a disappointment has happened with the Knapsack problem [Shamir 82, Lagarias Odlyzko 83].

Another misinterpretation may cause premature abandoning of the search for algorithms that are efficient on all but extremely rare and peculiar instances. Some such algorithms are neat and simple, e.g. the graph isomorphism algorithm in [Babai Erdős Selkow 80]. Some problems (decoding of linear codes, versions of graph coloring and independent sets, etc.), however, have eluded such “average case attacks”. So, one needs stronger hardness results related to “typical” or “average” instances of the problem. Such hardness would be sensitive to the choice of a particular NP-complete problem and the input distribution.

As an evidence that a problem with a particular distribution is “hard on average”, we use a notion analogous to NP-completeness: our problem has no fast on average solution, *unless every NP problem under every samplable distribution has one*. In that case there is no chance to generate, in polynomial time, hard NP instances and the P=?NP question becomes academic. Other examples are given in [Levin 86, Gurevich 90]. These papers show that some NP problems with uniform probability distributions (Tiling, Graph Coloration, Matrix Decomposition, etc.) are *average case complete*. This concept was further analyzed in [Ben-David Chor Goldreich Luby 89, Impagliazzo Levin 90, Blass Gurevich 91, Venkatesan Rajagopalan 92, Wang 96] and other works.

Normally, in an NP-completeness proof $A \leq_f B$, the reduction f (of A to B) uses intractable structures, which may not occur in the generic inputs of B . The outputs of f may constitute only a negligible fraction of instances of B except under strange distributions like the one generated by f itself. Thus, the “hard instances” of B , may be extremely rare, and the problem may be easy on average under the distributions of interest. The requirement to avoid concentrating outputs to negligible sets makes reductions harder to design.

Below, we show the first such simple problem on graphs. This hardness result is to be contrasted with previous works that used random graphs only to point out that many NP-complete problems are easy on

*A version of this appears in [Venkatesan Levin 88].

[†]Supported by NSF grant CCR-9820934.

[‡]Department of Computer Science, 111 Cummington St., Boston MA 02215. e-mail: Lnd@bu.edu

[§]One Microsoft Way, Redmond WA 98052, venkie@microsoft.com

average. Moreover, [Gurevich 87] has shown, average case completeness of a random graph problem is unlikely (i.e., unless $DEXP=NEXP$) without introducing randomizing reductions as we do here.

To motivate our problem, we restate that the standard edge coloring problem in terms of the 3-node induced colored subgraphs (called colored 3-graphs for short) of such an edge colored graph: Given a graph and m colors, edge color it such that every colored 3-graph does not contain two edges of the same color. We generalize the notion of coloring by allowing the list C' of permissible types of colored 3-graphs to be arbitrary. The usual edge coloring problem needs m to be unbounded in general, while a given C' may need only constantly many colors. As C' poses only local restrictions, we specify an additional global parameter: an integer k for the number of times a special “blank,” or “absent” color (or more generally one for every color) is used. Set $C = (C', k)$. Now this formalism gains notable power to express many graph problems. Our first example is the bipartite matching problem on a $2n$ node graph using colors green and blank: choose C' to contain colored 3-graphs each with at most one blank edge and (the distinguished color) blank be used exactly n times. As a second example, one can specify t -clique problem by choosing C' using blank between those and only those nodes with blank self-loops and specify that blank be used $\binom{t}{2}$ times.

Our graphs will be directed and we will use three (beside blank) colors grey, green, red. A random choice of C consists of picking C' as a random subset of all possible 5^9 colorings and choosing an integer k at random $[1, n^2]$. Note that in the examples above a random C' will be good with constant probability and a random k with probability $1/n^2$.

Now, our problem admits a simple statement: Given a random digraph and a randomly chosen (C', k) , color the graph so that every colored triangle is in C' and the distinguished color blank is used k times. Using a randomizing reduction we show the completeness of the problem in the average case; it easily follows from the definitions that if this problem is easy on average, complexity theory based cryptography will be impossible. We hope the techniques used here may be useful in analyzing some other random graph problems.

2 Basic Concepts and Claims

2.1 Remarks On Some Definitions

We briefly review the motivations behind the definitions. [Johnson 84] (also see [Gurevich 91]) gives a good account of some of the issues in average case analysis of NP-problems. Recall that a reduction $A \leq_f B$ between two NP problems preserves the worst case hardness in the sense that some instances of $B \supset f(A)$ are at least as hard as those of A . This can fail in the average case. For example, let A be the discrete logarithm problem (DLOG) over integers modulo a prime p (i.e., given (g, g^x, p) find x), B be the Hamilton Path problem over graphs and f be the standard reduction guaranteed by NP-completeness. Best known DLOG algorithms using advanced number field sieve methods (see [Lenstra, Lenstra 91]) run in conjectured time $exp((log p)^{1/3}(log log p)^{2/3})$, whereas relatively simple algorithms [Gurevich Shelah 87] solve Hamilton Path problem in linear time for all but negligible fraction of instances. In contrast, DLOG should be hard on all but negligible fraction of instances if it is hard on some polynomial fraction, since it is random self-reducible.

Average case completeness studies NP problems with distributions on its inputs and allows one to compare average case hardness of a pair of problems using reductions that preserve average case complexity. A condition for this is that reductions must map typical instances of one problem into typical instances of another. But new difficulties arise with the definitions of distributions and averaging runtimes. We point out some of them next, and the definitions in section 2.2 are chosen to circumvent them.

To state and prove completeness results, it is enough to consider distributions defined on all finite binary strings. For example, instead of the uniform distribution on $\{0, 1\}^n$, one may consider λ over $S = \{0, 1\}^*$ defined as follows: choose the length n with probability $\frac{1}{n(n+1)}$ and then a string in $\{0, 1\}^n$ with probability 2^{-n} .

One may wish to further quantify the fraction of hard instances of length n of a specific complete problem precisely by focusing on distributions $\{0, 1\}^n$ and the structure of the problem. Our completeness results are only up to polynomial factors in probability and, thus, in average running time. This is similar to the worst

case reduction theory, which ignores polynomial factors in run times.

It is essential to consider reductions to (or hardness of) problems with specific distributions. As noted earlier if A is hard on average under some distribution, and $A \leq_f B$, then so is B under the induced distribution of f 's outputs; but this may not correspond to any interesting distribution. If B is a problem on graphs, it will be desirable, to show the reducibility under common distributions (e.g. uniform)

In the absence of spectacular progress (beyond settling $P \neq NP$ and its average case version) to prove concrete lower bounds on hard problems for specific input lengths, such reductions may be the only recourse e.g., for cryptography.

Notations: We use O, o, Ω, Θ notations in the usual sense and all our strings and logarithms are binary. We shall write a $f(n) = 1/o(1)$ if f tends to ∞ . We denote by $\langle x, y \rangle$ the pair x, y . We allow probability distributions to sum to < 1 by assuming that our algorithms output a **nil** symbol with some probability. A distribution μ is *samplable* if there is a randomized algorithm which outputs string x in time $|x|^{O(1)}$ with probability $\mu(\{x\})$. The set of all finite binary strings we denote S .

2.2 Random Inversion Problems and Reductions.

We use a constructive version of NP: the witnesses must be explicitly produced. It is convenient to refer to them in the *inversion* form: for an algorithm f with $|w| = |f(w)|^{O(1)}$, given an instance x , find a “witness” $w \in f^{-1}(x)$. E.g. $f(\langle a, b \rangle)$ may output the graph a , if b is its Hamiltonian cycle (or a dirty swear, otherwise). A random *inversion problem* is a pair (μ, f) where f is computable in polynomial time and the distribution μ of the instances is samplable. So, our random inversion problems are the NP problems whose instances are generated by coin-flipping polynomial time algorithms. The choice of a particular distribution μ is significant, since two different distributions may concentrate on different subsets of instances thus specifying completely unrelated problems.

Our reductions require explicit mappings between witnesses. We define reductions and randomizations of random inversion problems slightly simplifying [Venkatesan, Levin 88]. A reduction of an inversion problem (μ, f) to an inversion problem (ν, g) is a pair of polynomial time algorithms R, Q such that:

1. the probability that any $y \neq \mathbf{nil}$ is output by R on μ -distributed inputs is $O(\nu(\{y\}))$. I.e. typical instances are mapped into typical instances;
2. R maps a solvable instance x of (μ, f) into a solvable instance y of (ν, g) : for $D = \{x : \mu(\{x\}) > 0\}$, $S := \{0, 1\}^*$, $R(f(S) \cap D) \subseteq g(S)$ and
3. a witness for an instance produced by R can be efficiently transformed by Q into a witness for x : if $R(x) = g(w)$, $x \in D$ then $x = f(Q(w))$.¹

Reductions are closed under composition and any fast on average algorithm for (ν, g) yields a fast on average algorithm for (μ, f) . By $\bar{R}(\mu)$, we denote the output distribution of R when the input distribution is μ .

We now modify problems by supplementing the instances with coin flips which can be used in reductions. We say (μ', f') is a *randomization* of (μ, f) , if there is some constant c and a set S_x of strings of length $|x|^c$ of measure $\lambda(S_x) = |x|^{-O(1)}$ such that

1. $\mu'(\{\langle x, \omega \rangle\})$ is $\mu(\{x\})\lambda(\{\omega\})$ when $\omega \in S_x$, and zero otherwise and
2. $f'(\langle x, \omega \rangle) = \langle f(x), \omega \rangle$, i.e. f' ignores the padding ω , $|\omega| = |x|^c$.

Remark 1 S_x consists of those “helpful” strings ω which allow R to output instances x' whose witnesses w' can be transformed by Q into witnesses w of x , if any. It is not necessary to be able to test in polynomial time if $\omega \in S_x$. But a random ω has a polynomial probability to be in S_x and the trials can be repeated to make the probability of failure exponentially small. If we do not find an inverse for f this way, we know that it has no inverses at all.

¹The polynomial time requirement is essential for R only on average over x . This allows a possibility to generalize completeness to problems, whose worst-case versions are not NP-complete.

A main goal of these definitions is to guarantee the following, which by now should be obvious: any fast on average deterministic or randomized algorithm for a randomization B of an inversion problem A yields a fast on average *randomized* algorithm for A . Hence there is no need to require that w be transformed into w' efficiently. Note that S_x and thus μ' itself need not be polynomial time computable. In fact, some properties of the outputs of our reductions are not known to be efficiently verifiable.

Definition: A random inversion problem (μ, f) is *complete* if every random inversion problem has a randomization reducible to (μ, f) .

The *average complexity* of (μ, f) is an upper bound $T(k)$ for the time needed to compute $y \in f^{-1}(x)$ expressed in terms of $k(x) = |x|r(x)$, where the instance's "rareness" or "exceptionality" r , as in section 2, satisfies $\sum \mu(\{x\})r(x) < \infty$. Reductions and randomizations preserve average complexity (up to a polynomial) as well as completeness. Note that complete problems *must* have many easy instances, since both hard and easy problem are reducible to them. Note also that two problems under two distributions μ and μ' such that $\mu(x)/\mu(x')$ or $mu(x)/\mu(x')$ is bounded by at most a polynomial in $|x|$ then they have the same randomization since the polynomial factors in distributions can be absorbed by definition. For example, here one can take $\mu(x)$ as uniform distribution on primes of length n and $\mu'(x)$ be uniform distribution of all numbers of length n .

2.3 Main Result

Our graphs are directed and a node may have a self-loop, which may be colored as well. Let \mathcal{G} be an edge colored digraph. An edge may be colored with one of the three colors red, green, gray or left blank. Blank like any other color and we distinguish it in the sense that we (implicitly) specify how many of the edges must use blank; we do this by explicitly specifying the total number of colored edges that use the other three colors. More generally we could have specified how many times each color is used.

A *spot* in \mathcal{G} is a 3-node subgraph with induced colored edges and the nodes unlabeled (i.e. replaced by 1, 2, 3). So there are 5^9 distinct spots. The *coloration* $C(\mathcal{G})$ is the set of all spots in \mathcal{G} and an integer specifying the number of blank edges; $G = \overline{\mathcal{G}}$ is the \mathcal{G} uncolored. As noted in the introduction, standard graph coloring restricts the set of spots so that all edges in a spot have different colors. We choose a random restriction instead.

We similarly have 2-node spots called *links*. A *triangle* is a spot with the node labels preserved.

Graph Coloration Problem: Invert the function $R(\mathcal{G}) = \langle \overline{\mathcal{G}}, C(\mathcal{G}) \rangle$, i.e. color the edges of a given graph to achieve the given coloration.

Distribution: Uniform. I.e. choose a length with probability $\frac{1}{n(n+1)}$ and then digraph on n nodes with probability $1/2^{n^2}$, a set of spots among all possible ones with probability $1/2^{5^9}$, and the number of colored (i.e. non-blank) edges with probability n^{-2} .

We could use as well the monotone variation of the coloration requirement: to achieve the coloration which is a subset of the specified one.

Theorem 1 *Graph Coloration is a complete random inversion problem.*

Outline of the paper. The rest of the paper is devoted to proving the theorem. In the next section we discuss a tiling problem which we reduce to our graph coloring problem. (Strictly speaking, we define a more specialized version in the last section 7 that we reduce, but its details are not necessary for the intervening sections.) Since we need to represent a tiled-square (a solution for the Tiling problem) as a colored graph, we next prove random graph lemmas (in section 3) useful for finding necessary 2-dimensional grid structures which can be suitably edge colored to display a tiling solution. Then, we present our reduction in section 4.1. This can be viewed as an algorithm that generates an almost uniformly distributed (Proposition 1) random graph with an embedded instance of a random tiling problem.

Then what remains is to show (Proposition 2) that any adversary coloring our graph instance will necessarily embed a solution for the tiling problem in the colored graph. Intuitively, the tournament allows

us to assign a unique label to each node (based on its edges to the tournament) and thus in some sense orient the whole graph; the tournament plays a crucial boot-strapping role in forcing the adversary to identify the necessary grid structures including some for which no polynomial time algorithms are known to exist (see lemma 3). In section 7.5 we show that all the structures that we just mentioned and additional ones needed to force the adversary to color as we desire exist *jointly* in random graphs with desired probability; these structures are described incrementally throughout the paper. Our proofs can be somewhat simplified by using more colors; in the first reading one may wish to use a new set of colors in sections 5 and 6.

3 Random Graph Lemmas

We describe the structures needed for the reductions and prove that they exist on a polynomial fraction of graphs. Such questions, when restricted to properties of almost all graphs, are addressed in the theory of random graphs (see [Bollobas 85]).

A transitive tournament is an acyclic (except for self-loops at each node) complete digraph. Here we simply refer to them as tournaments. $\mathbf{E}_\mu(Y)$ stands for the expected value of the random variable Y w.r.t the distribution μ . Unless stated otherwise, our random graphs have edges drawn independently with probability $1/2$. In this section we consider distributions on graphs with a given (not chosen at random) number of nodes. Let the graph G be chosen at random w.r.t. some distribution μ . A property P of graphs $G = (V(G), E(G))$ on $n = |G|$ nodes is satisfied almost everywhere or for μ -almost every (*a.e.*) graph if its μ -probability is $1 - o(1)$. We omit μ when the distribution is understood. When two functions of integers f and g satisfy $f(n) = (1 + o(1))g(n)$ we write $f \sim g$.

Remark 2 We use the following facts on probability and approximations:

1. (a) $n! = \left(\frac{n}{e}\right)^n \cdot \sqrt{2\pi n + \theta_n}, \theta_n \in [1, \pi/3]$
 (b) For $k = o(\sqrt{n})$, $\binom{n}{k} \sim \frac{n^k}{k!}$,
 (c) Let $k = o(\sqrt{n})$ integers be chosen from $\{1, \dots, n\}$ randomly and independently. The probability that all are distinct is $\prod_{j=1}^k (1 - \frac{j}{n}) = e^{-\Theta(k^2/n)} = 1 - o(1)$
2. Assume that the random variable $Y = i$ with probability p_i , $i \in \{1, \dots, s\}$.
 Let y_i be the number of occurrences of i in n independent Bernoulli trials of Y .
 Then, from Remark 1(a) and the central limit theorem:
 - (a) $np_i = \mathbf{E}(y_i); \sigma_i^2 = \text{Variance}(y_i) = np_i(1 - p_i)$
 - (b) If $x^3 = O(\sigma_i)$, then $|y_i - np_i| \geq \sigma_i x$ with probability $e^{-x^2/2}/\Theta(x + 1)$
 - (c) $\text{Prob}[y_i = k_i, i = 1, \dots, s] = \sqrt{n}/O(\sqrt{\prod_i (\pi/3 + 2\pi k_i)})$,
 for integers k_i such that $\sum_i k_i = n$, $\sum_i \frac{(k_i - np_i)^{\gamma+1}}{(np_i)^\gamma} = O(1)$, for $\gamma = 1, 2, 3$.

Proof of item 2c:

The number of ways in which the event $[y_i = k_i, i := 1, \dots, s]$ can occur is $n! / \prod_{i \leq s} (k_i!)$ and each of these has probability $\prod_{i=1}^s p_i^{k_i}$. Thus the required probability is

$$n! \prod_{i=1}^s \frac{p_i^{k_i}}{k_i!} = n^n \prod_{i=1}^s \left(\frac{p_i}{k_i}\right)^{k_i} \sqrt{\frac{2\pi n + \theta_n}{\prod_{i=1}^s (2\pi k_i + \theta_{k_i})}}$$

Let $\delta_i = \frac{k_i}{n} - p_i$. Then, $n^n \prod_{i=1}^s \left(\frac{p_i}{k_i}\right)^{k_i} = e^{-n(\sum_i (p_i + \delta_i) \log(1 + \frac{\delta_i}{p_i}))}$. Now the result follows using $\log(1 + t) \leq \min\{t, t - t^2/2 + t^3/3\}$ for $t > -1$, $\sum_i \frac{(k_i - np_i)^{\gamma+1}}{(np_i)^\gamma} = O(1)$, for $\gamma = 1, 2, 3$ and $\sum_i \delta_i = 0$. ■

Lemma 1 Let $m = 2^k$ and X_k be the number of k -node tournaments in a random digraph of $n = \lfloor 2^{k-c} \rfloor = \Omega(k^3)$ nodes. Then $\mathbf{E}(X_k) \sim m^{-c}$; $\mathbf{E}(X_k^2) \sim m^{-c} + m^{-2c}$.

Proof: We use standard second moment methods here. First, note that $X_k^2 = \sum_l N_l$ where N_l is the number of ordered pairs of k -node tournaments sharing $k-l$ nodes. By linearity of expectation, $\mathbf{E}(X_k^2) = \sum_l \mathbf{E}(N_l)$. There are $\binom{k}{l}$ ways to choose the positions of shared nodes in each tournament in a pair and $\binom{n}{k+l}(k+l)!$ ways to map this structure in our graph. The probability of each pair to form the tournaments is $2^{-(k^2-l^2+2kl)}$. Using Remark 1(b) and substituting $n \sim 2^{k-c}$ below,

$$\mathbf{E}(N_l) = 2^{l^2-k^2-2kl} \binom{k}{l}^2 n!/(n-k-l)! \sim \binom{k}{l}^2 2^{-c(k+l)} 2^{l(l-k)}$$

Putting $m = 2^k$, one gets $\mathbf{E}(X_k) = \mathbf{E}(N_0) \sim m^{-c}$, and $\mathbf{E}(N_k) \sim m^{-2c}$. Now, $\mathbf{E}(X_k^2) = \sum_{l=0}^k \mathbf{E}(N_l) \sim m^{-c} + m^{-2c} + \sum_{l=1}^{k-1} \mathbf{E}(N_l)$. It remains to show that $\sum_{l=1}^{k-1} \mathbf{E}(N_l) = o(m^{-c} + m^{-2c})$. But $2^{-c(k+l)}$ is $\leq m^{-c} 2^{-c}$ if $c > 0$, and is $\leq m^{-2c} 2^c$ if $c < 0$. Now, the result follows from

$$\binom{k}{l}^2 2^{l(l-k)} \leq \begin{cases} 2^{-l((k-l)-2\log k)} & \text{for } 0 < l < k/2 \\ 2^{-(k-l)(l-2\log k)} & \text{for } k/2 \leq l < k \end{cases} = o(2^{-k/3}) = o(m^{-1/3}).$$

■

Let $1/o(k) < c < o(k)$ be positive and λ_c be the probability distribution of a $\lfloor 2^{k-c} \rfloor$ -node graph G generated as follows: First we choose randomly a sequence of k nodes of G and force a tournament T on them. Then, we choose at random the set of all other edges $(i, j) \notin V(T)^2$. The following corollary implies that a random graph on $\lfloor 2^{k-c} \rfloor$ nodes has a unique largest k -node tournament with a polynomial probability if and only if $c = O(1)$.

Corollary 1 1. For those G with unique k -node tournaments, $\lambda_c(\{G\})/\lambda(\{G\}) \sim m^c$.

2. λ_c -almost every G has only one tournament of size $\geq k$.

Proof: First note that, under λ_c distribution, all pairs (T, G) have the same (or 0) probability. Thus, $\lambda_c(\{G\})/\lambda(\{G\}) = X_k/\mathbf{E}_\lambda(X_k)$, which is $\sim m^c$, if $X_k = 1$. Then, the expected number of tournaments

$$\mathbf{E}_{\lambda_c}(X_k) = \mathbf{E}_\lambda \left(X_k \cdot \frac{X_k}{\mathbf{E}_\lambda(X_k)} \right) = \frac{\mathbf{E}_\lambda(X_k^2)}{\mathbf{E}_\lambda(X_k)} = \frac{m^{-c} + m^{-2c}}{m^{-c}} \sim 1.$$

In other words, the expected number of tournaments other than the forced one is $m^{-c} \sim 0$. Using Markov's inequality, $\text{Prob}[Z \geq 1] \leq \mathbf{E}(Z)$ we get the result. ■

We now prove a lemma which we use to show that a.e. G contains any bounded (i.e. $O(1)$) degree graph (e.g. Hamilton path, grids) as a spanning subgraph. We first prove a claim on matchings in random undirected bipartite graphs. Our bipartite graphs have vertex classes V_1 and V_2 , $|V_1| = |V_2| = n$ and edges chosen with probability b/n . If G has no complete matching then there exists a set $A \subset V_i, i \in \{1, 2\}$ such that $|A| = a$ and the set $\Gamma(A)$ of its neighbors has size $a - 1$. No edges go from A to $V_2 - \Gamma(A)$. Moreover if A is minimal, $a \leq (n + 1)/2$ and at least $2a - 2$ edges go from A to $\Gamma(A)$. Our proof follows the method in [Bollobas 85, p.158-159], where the existence of matchings is established with probability $1 - o(1)$. Here, however, we need to quantify this measure more precisely.

Lemma 2 Let G be an undirected bipartite graph generated by choosing its edges randomly and independently with probability b/n . Then the probability that G has no perfect matching is $O(n)/e^b$.

Using $\binom{n}{k} \leq (ne/k)^k$, we get from the remark above that the expected number of such sets A is

$$\begin{aligned}
&\leq 2 \sum_{a \leq (n+1)/2} \binom{n}{a} \binom{n}{a-1} \binom{a(a-1)}{2a-2} p^{2a-2} (1-p)^{a(n-a+1)} \\
&\leq 2 \sum_a \left(\frac{ne}{a}\right)^a \left(\frac{ne}{a-1}\right)^{a-1} \left(\frac{a(a-1)e}{(2a-2)}\right)^{2a-2} \left(\frac{b}{n}\right)^{2a-2} (1-b/n)^{a(n-a+1)} \\
&\leq 2 \sum_a e^{4a-3} n^{2a-1} \left(\frac{b}{n}\right)^{2a-2} e^{-ba(n-a+1)/n} \cdot \frac{a^{a-2}}{(a-1)^{a-1} 2^{2a-2}} \\
&\leq \frac{8n}{e^2 b^2} \sum_{a=1}^{(n+1)/2} (1/a) \cdot \left(4^{-1} e^4 b^2 e^{-b(1-\frac{a-1}{n})}\right)^a
\end{aligned}$$

The ratio of $(a+1)$ -th term over the a -th term in the sum is $\frac{a}{a+1} 4^{-1} e^4 b^2 e^{-b(1-\frac{a-1}{n})}$ and this is < 1 if $b > 20$. Thus the term in the summation reaches the maximum for $a = 1$ when its value is $\leq \frac{2e^3 n}{e^b}$. All the terms corresponding to $a \geq 2$ form a falling geometric sequence, and hence their sum is within a constant factor of the first term. From this the lemma follows. ■

Now we state a result first conjectured by P. Erdős and proven by Hajnal and Szemerédi. See [Bollobas 82] for a proof. We know of no polynomial time algorithm yet.

Lemma 3 (*Partitioning Lemma*) *Any graph of maximal degree $< d$ can be partitioned into d independent sets whose sizes differ at most by one.*

Next we use this lemma to find embeddings of some structures we need in random graphs. We first describe these embeddings. Write $H \sqsubset G$ if H is an induced subgraph of G and ω_n for a function of n that asymptotically goes to infinity. When one, both, or none of the edges $(u, v), (v, u)$ exist we refer to the nodes u, v as connected by a *single* or *double* edge, or non-adjacent respectively. A graph di-embedding is a one-to-one map $g : V(G) \rightarrow V(H)$ which is an isomorphism on each connected 2-node subgraphs of G . Note that nodes that are disconnected in G can be mapped into connected nodes in H . We say a graph F is *compatible* with a graph G if it has the same number of looped and un-looped nodes as G . For a directed graph G , we define the degree $deg(u)$ of a node u is the total number of incident edges, whether incoming (i.e., directed into u), outgoing (i.e., directed out of u), or double (i.e., both incoming and outgoing edges with the end points), and $deg(G)$ is the maximum degree of the nodes.

Lemma 4 (*Embedding Lemma*) *Let $H \sqsubset F$, $d := deg(F)$, $m := |F - H| > 2d^3 4^d + \omega_n$. Consider random directed graphs G with $H \sqsubset G$ that are compatible with F . For a.e. such graphs, there exists a di-embedding g of F into G where g is an identity on H .*

Proof:

Initialization: We reduce the task of constructing g to that of finding perfect matchings in a sequence of random bi-partite graphs. Using the lemma 3, we partition $F - H$ into independent sets $I_j, j \leq d^2 + 1$, where each I_j consists of either only looped nodes or only un-looped nodes with $m' := \lfloor m/d^2 \rfloor \leq |I_j|$. This is feasible since the graphs are compatible. We extend F to a graph F' of degree $\leq d^2$ by adding edges between nodes in $F - H$ that share a neighbor in H . Now, F' can be partitioned into independent sets as required. Next, split $V(G - H)$ into disjoint $V_j, |V_j| = |I_j|$. Repeat the following step for $j := 1, 2, \dots$, until the extension of g is completed.

Extension Step(j): Let H' be set of nodes on which g is defined (i.e. di-embedding is found). Call $v \in V_j$ a *candidate* for $u \in I_j$ if setting $g(u) := v$ extends g as a di-embedding over $H' \cup \{u\}$. For this, v must satisfy at most $2d$ many connectivity constraints. Now we construct a bipartite graph G'_j by connecting every node in I_j to all of its candidates in V_j . We find a perfect matching in this graph; this finds for every node in I_j a node in V_j satisfying the connectivity requirements, extending g over $H' \cup I_j$.

Analysis: In G'_j the probability of an edge $\{u, v\}$ is $4^{-deg(u)}$. Also the edges are chosen independently: the conditional probability of v being a candidate for u is the same, given the set of all the edges from v to $\Gamma(I_j - \{u\}) \cap H'$, since $\Gamma(I_j - \{u\})$ and $\Gamma(\{u\})$ have no nodes in common in $G'_j \cup H'$.

The property we need is monotone i.e. it remains true if we add edges between two previously non-adjacent nodes. So, we may assume the edges in G'_j to be of the same probability 4^{-d} . Put $b/m' = 4^{-d}$. Then, using lemma 2, the probability that one of the d^2 matching steps fails is

$$\leq d^2 O(m/d^2) \cdot e^{-b} = O(m) / e^{m' \cdot 4^{-d}} \leq O(2d^3 4^d + \omega_n 4^{-d}) / e^{2d + \frac{\omega_n 4^{-d}}{d^2}} = o(1).$$

■

4 The Reduction Algorithm R

Our proof uses from the completeness of the Random Tiling Problem (RTP) which we describe below. [Impagliazzo Levin 90] reduces any inversion problem to a problem under polynomial time computable distribution. (A distribution on non-negative integers is polynomial time computable if on input x the measure of the interval $[0, x]$ can be computed in time polynomial in $|x|$. [Levin 86] proved RTP complete for problems under polynomial time computable distributions using deterministic reductions.

A tile is a square with the corners marked with Latin letters both upper case and lower case letters. In the tiling S of an n by n square, letters on the touching corners of adjacent tiles match. $\mathcal{T}(S)$ returns (n, \mathcal{I}, s) , where \mathcal{I} is the set of those tiles (called *legal*) appearing in S and s is the “starting” string of $2(n - 2^{\lceil \log n \rceil})$ tiles appearing at the left in the bottom row of S .

Problem: Invert \mathcal{T} , i.e. extend a string of tiles into a square.

Distribution: Uniform: choose n randomly with probability $\frac{1}{n(n+1)}$ and the set of tiles randomly among all possible 2^{52^4} and choose each successive tile of the “bottom row” string with equal probability from the legal tiles matching the previously chosen.

To keep the number of colors in Theorem 1 small, we actually reduce to GCP a special (but still complete) case of RTP described in section 7.1.

4.1 The description of R

The reduction produces G, C from an RTP instance. We show that any such coloring of G satisfying C easily yields a solution of the underlying RTP instance.

Recall that $X = (p, \mathcal{I}, s)$ is the RTP instance, and by supplementing it with ω of p^7 random bits, we get a randomization of $Y = X, \omega$ which is the input to the reduction R . Our reduction will sample a set of graphs whose probability is approximately $1/p^7$ and so to make its output almost uniform it does the following. $R(\omega, X)$ aborts and outputs **nil** if ω starts with $< \lceil \log |\omega| \rceil$ zeros. Otherwise, it uses the remaining random bits of ω to construct a graph G as below and supplements it with a *standard coloration* C described in the following sections.

Remark 3 We here alert the reader about a strategy used in our presentation. Recall from introduction that the conditions for the usual edge coloring problem can be specified by the set of permissible colored spots. Similarly, we can list the spots needed to enforce our coloring restrictions, but it is more convenient to describe how to color the graph, and infer the set of permissible spots from its descriptions. We need also to show that our coloration specification forces the adversary to color the graph as described and this is a main part of our proof. In addition, we need to show how the adversary is forced to solve a tiling problem instance our choice to successfully accomplish such a graph coloring. So, we first describe how to transform a given solution to a tiling instance into a colored digraph G' (in section 5) of special form. Then we embed this G' into a random graph G . We describe the coloring details incrementally in the entire paper. The checking of consistency and the feasibility of these specifications is straightforward and somewhat tedious

but the enclosed figures may be helpful and can be viewed in color on the web. The reader may initially simplify some of this task by increasing the number of colors used by one or two.

First, R partitions $\{1, \dots, 2n+k-1\}$ at random into disjoint sets $T, U_T, L_T, U_0, L_1, U_1$, such that $k = \lceil \log_{1.5} 4p^2 \rceil$, $n = \lfloor 2^{k-c} \rfloor$, $c = 10 + 1/6$, $U = U_1 \cup U_0 \cup U_T$, $L = L_1 \cup L_T$, such that,

$$|U| = |L| + 1 = n, |T| = k \quad (1)$$

$$|U_0| = |U_T| = |L_T| + 1 = 2p^2 \quad (2)$$

Then R randomly orders T as t_1, t_2, \dots, t_k and by randomly adding edges extends it into a graph of $2n+k-1$ nodes which is random except that **[P1]**-**[P4]** are enforced:

P1 the sequence of nodes t_k, t_{k-1}, \dots, t_1 forms a tournament

P2 $T \cup L$ is the set of all nodes with self-loops and U is the set of all un-looped nodes

P3 $U_T \cup L_T$ is the set of all nodes connected to every node in T

P4 U_0 is the set of all un-looped nodes with no uni-directional edge into T .

Following [Babai, Erdos, Selkow 80], we define the *code of a node* u as the binary string of length $2|T|$, whose i -th bit reflects the presence of the *code* edge $(u, t_{i/2})$ or $(t_{(i+1)/2}, u)$. The reduction arranges the nodes in U_T (called *input nodes* hereafter) in the decreasing order of codes as $v_1, v_2, \dots, v_{|U_T|}$ and connects t_1 and v_1 with an edge (t_1, v_1) . Then R adds or deletes the edges between $|s|$ successive input nodes v_i, v_{i+1} to encode the initial string s of X . The four possibilities for connectivities between v_i, v_{i+1} encode the symbols from $\{0, 1, *, A\}$, which are the only symbols that appear in bottom row of the Tiling patterns of the particular RTP we work with (see section 7). The resultant graph is G .

Let $X_k(H)$ be the number of k -node tournaments in H . Denote by \mathcal{N}_p (or \mathcal{N} when there is no confusion) the set of graphs satisfying $X_k = 1$, and having the numbers $|U|$ of un-looped, $|L|$ of looped nodes, $|L_T|, |U_T|, |U_0|$ as specified in (1-2).

Remark 4 Hereafter, unless stated otherwise, we use *a.e.* to refer to the probability over the non-**nil** outputs of R . Note that *a.e. non-**nil*** graph generated by R is in \mathcal{N} and is uniformly distributed on it. Thus, we will consider the uniform distribution on \mathcal{N} and denote it by $\text{Prob}_p[\cdot]$ (or $\text{Prob}[\cdot]$ when p is clear). S_Y (see section 2.2) is defined to contain exactly those ω in Y resulting in graphs which satisfy all properties of *a.e.* $G \in \mathcal{N}$ required below. Thus, the *a.e.* graph properties stated below will be assumed to be satisfied by G . S_Y has a measure of $1/O(|\omega|)$, since ω must start with $\geq \lceil \log(|\omega|) \rceil$ zeros.

Proposition 1 $\bar{R}(\lambda)(\{G\}) = O(\lambda(G))$, *i.e.* the distribution of graphs G output by R is at most that of the uniform distribution.

Proof: ω starts with the required number of zeros with probability $1/O(|\omega|)$. Thus we need to show that any graph H will be generated by R with probability $\leq |\omega| \cdot \lambda(\{H\})$.

Altering edges between successive nodes in U_T to encode *random* s according to the conventions preserves the distribution. Thus we need only show that other constraints enforced by the reduction are satisfied by a noticeable fraction of graphs.

By Corollary 1, λ_c -*a.e.* H has $X_k(H) = 1$ and all such H have equal probability $\sim 2^{kc} \lambda(\{H\}) = \lambda(\{H\}) \cdot O(n^c)$. Given that a graph has a unique tournament, all the other quantities (1-2) are well defined. Since R generates graphs with the distribution λ_c modified by imposing $H \in \mathcal{N}$, its output distribution is a modification of λ_c by a factor of $1/\lambda_c(\mathcal{N} \mid X_k = 1)$. So, it suffices to show that $\text{Prob}(\mathcal{N} \mid X_k = 1) = n^c / O(|\omega|)$.

But the set sizes required by (1-2) differ by $O(1)$ from their expected values and hence by item 2(c) of Remark 2 are satisfied jointly with probability $1/O(p^3 n^{1/2})$.

■

Proposition 2 *The reduction R succeeds with probability one: for a.e. ω starting with $\lceil \log(|\omega|) \rceil$ zeroes, X has a tiling if and only if $G = R(\omega, X)$ is colorable. Moreover, the tiling can be constructed in polynomial time (by Q) from a coloring.*

The theorem follows from these two propositions. The rest of this paper is devoted to proving Proposition 2. Q reads off the Tiling from a coloring of G in a straightforward way.

In the next section, we describe the inverse transformation Q^{-1} : how to color the graph given a solution of tiling. The coloration of this graph will be the one specified by R . But what we need is item (3) of the definition of reduction: that a witness of coloring problem can be transformed into a witness of tiling by Q . Fortunately, the coloration specified by R forces the graph G (which will be proved in section 6 where both the coloration and some random graph properties play a role) be colored as specified by the transformation Q^{-1} .

5 Outline of the Construction

Proceeding as outlined in Remark 3, we now map a given finite tiled square, into a coloring of G in two stages. First, we transform the tiling into a colored graph G' , which serves as a template. Then we embed G' into G , transfer the colors from G' and then color some extra links in G . Any coloring of G will be guaranteed to either contain these structures or violate the coloration conditions.

The mapping of a tiled square, say located in the integer plane with left bottom corner at the origin, into G' is easy to visualize and the geometric meanings associated with coloring of edges are used heavily. So we describe it in a leisurely pace. Each of our tile will be a 2 by 2 square.

We need to first define some graphs with a grid structure. By a *grid* (respectively *toroidal grid*) we mean a graph obtained by adding at most one of the diagonals to each of the smallest squares in the product graph of two directed paths (respectively cycles). If the paths have equal length, we call it a square grid. Let AC_{2n} be a cycle of even length with nodes with alternating looped and un-looped nodes.

Our G' will contain a toroidal grid $AC_{2n} \times AC_{2n}$ as a subgraph: it has a looped node corresponding each tile corner, each of which is connected to a node corresponding to a neighboring tile corner by edges and is colored to encode horizontal, vertical or other directions as well as some information about the letters on the tiles. These looped nodes have both co-ordinates even and make up a grid we call secondary grid. The un-looped nodes will be located so that at least one co-ordinate is odd and we call the finer grid $AC_{2n} \times AC_{2n}$ as primary grid. We use symbolic names to identify such information and call them links (defined in section 2.3 and described below) denote them in bold face.

Embedding lemma guarantees that the above structures will exist in a.e. random graph G , but to force the adversary to color out a subgraph as G' , we will need G' to have more gadgets. To this end, G' will contain tournament T' which we will map to some T in G . To orient the graph G uniquely relative to T , we will define a label for each node and seek to arrange a uniquely defined subset of those in a monotone order using the labels (or codes) and connect them in a chain (called input chain later). Furthermore, as we shall see, we will seek the adversary to exhibit a proof of this ordering via specifications of coloration. We shall use the names of the structures in G' (e.g. primary grid, input chain described below) later while referring to their counterparts in G .

The *code* of u with respect to (*w.r.t.*) $t_i \in T$ is the restriction of its code (defined in section 4.1) to the digits $2i$ and $2i + 1$.

We denote the induced subgraph of two nodes as $[v, t]$. As indicated above, we divide the links into many classes and assign each a symbolic name that reflect directions in a grid or information Turing Machine state transitions encoded on the coloring of the grid edges. Some of the links are named by the function they are associated with. For example, we write $u \xrightarrow{\mathbf{h}} v$ and this is read as “ the node u is connected to the node v by an **h**-link”. By a red edge we mean an edge colored red and by a red node one with a red loop (similarly for other colors). Some of the links we will define and frequently refer are: **h**, **h** (for horizontal), **v**, **V**, (for vertical), **d**₁, **d**₂, **d**₃, (for diagonal), **i** (for input chain), **m** (for Turing Machine), **c** (for Codeblanks)

and its two subclasses \mathfrak{B} (for bottom) and \mathfrak{L} (for the left vertical border), \mathfrak{K} (for key), \mathfrak{D} (for double blank), **Left,Right** and $L_i, R_i, Z_i, i \leq 4$.

Some of the links (e.g., directional ones such as \mathfrak{h}) induce a permutation on a subset of nodes, when at each node there is exactly one outgoing and one incoming links of that class. We then write, for example, $v = \mathfrak{h}(u)$ and $u = \mathfrak{h}^{-1}(v)$ accordingly. We would use only those links that are directed (i.e. asymmetric), except for the *default* links in which the edges between the two nodes are grey or absent.

We associate a type name with each non-loop blank which is simply the type (i.e. class) of the link it is in. For example, a blank edge in a \mathfrak{h} as \mathfrak{h} -blank edge, and a one occurring in a \mathfrak{M} -link encoding a turing machine state by \mathfrak{M} -blank. If $(u, v) \notin E(G)$, it is sometimes convenient to refer to it as being colored “absent”. A *down-edge* from a node u is a single edge from u into a blank node and an *up-edge* goes in the reverse direction.

Remark 5 1. *It is essential to our construction that any non-blank node has at most one incoming and/or outgoing link of each type, except \mathfrak{c} and default.*

2. *Those edges not specifically used in the construction are colored gray. It will turn out that the number of blank edges cannot be increased without creating new types of colored triangles. This is important for enforcing our coloring specifications. The essential part of the colored graph will be restricted to the nodes in $T \cup L_T \cup U_T \cup U_0$. Other nodes have all incident edges colored the default color grey, except for the double edges between U_1 and T which are colored blank-grey.*

5.1 The grids and the Input chain on G'

We now encode the solution for tiling on to G' by coloring its edges appropriately. Our G' contains a unique tournament T' and the sets U'_T, L'_T, U'_0 with the same sizes as their counterparts (see 1-2) in G . We denote the nodes in L'_T, U'_T , and $V(T')$ by z'_i, v'_i and t'_i , $i \geq 1$ respectively. We color a self-loop blank if and only it is in T' . The sink node $z'_0 \stackrel{\text{def}}{=} t'_1$ of the tournament is distinguished by its extremal position with respect to the Hamilton path of T' , i.e. has no outgoing single edges to a blank node.

Next, we build a $2p$ by $2p$ toroidal grid (called the *primary grid*) by defining two commutative permutations $\mathfrak{h}, \mathfrak{v}$ of period $2p$ on $L'_T \cup \{t'_1\} \cup U'_0$. We also create an *input chain* $z'_0, v'_1, z'_1, v'_2, z'_2, \dots, z'_{|U'_T|-1}, v'_{|U'_T|}$, $z'_i \neq z'_j$ for $i \neq j$ and connect successive nodes by a \mathfrak{r} -link. We connect z'_i to constant many nodes in T' (described in sections 6.1 and 7.2).

The links $\mathfrak{r}, \mathfrak{v}$, and \mathfrak{h} alternate between looped and an un-looped nodes. (See figure 3). The smallest squares on the grid are equipped with diagonal links $\mathfrak{d}_1 = \mathfrak{h}\mathfrak{v}$ and $\mathfrak{d}_2 = \mathfrak{h}^{-1}\mathfrak{v}$ between un-looped nodes and $\mathfrak{d}_3 = \mathfrak{h}\mathfrak{v}$ links between some of the looped nodes. Consider this grid to be in $x-y$ plane with a blank looped node at origin and such that a node at (x, y) is looped *iff* $x + y$ is even. We say a node belongs to the *even grid* if both x and y are even. Only looped nodes belong to the even grid. We use top, bottom, left, right, left border etc. in a natural way with respect to the grid.

We create \mathfrak{H} links on the even grid using the following rule: $u \xrightarrow{\mathfrak{H}} w$ whenever $u \xrightarrow{\mathfrak{h}} v \xrightarrow{\mathfrak{h}} w$ and u is a looped node. Similarly \mathfrak{V} -links yield \mathfrak{V} -links. All pairs u, v of un-looped nodes with $v = \mathfrak{h}(u) := \mathfrak{h}^2(u)$ or $v = \mathfrak{V}(u) := \mathfrak{v}^2(u)$ will be connected by a single red or green edge respectively. Successive looped nodes z'_i on the input chain will be connected by the grid links \mathfrak{H} or \mathfrak{d}_3 . The input chain starts at the origin, passes through all p looped nodes in the bottom row, climbs to successive rows via \mathfrak{d}_3 -diagonals in the rightmost column and then eventually passes through all the nodes in L'_T and U'_T . We disallow $\mathfrak{H}, \mathfrak{V}$ links be incident at any blank node except t'_1 : so it will be the only blank node on the input chain and on the grid (i.e. at the origin).

The coloring of the even grid will represent the Tiling. We sometimes directly refer to the corresponding Universal Turing Machine (UTM) computation encoded by the tiling pattern. Recall that G itself encodes the starting string of RTP as connectivities between successive input nodes. So, we add the corresponding edges between successive un-looped nodes v'_i and v'_{i+1} on the chain $v'_1, v'_2, \dots, v'_{|s|}$.

From the tiling pattern, we infer the movement or the trajectory of the head of the UTM in the corresponding space-time history. Now we paint “transfer” links L_i, R_i, Z_i which encode only this movement (see section 7.2 for details) on the grid. Next, we color the outgoing \mathbf{h}, \mathbf{V} , or \mathbf{c} -links at each looped node in the even grid to encode a letter shared by four adjacent tiles. We postpone the description of some less regular edges.

Coloring the links: We will choose and exhibit the permutations (and thus the grid pattern) by marking out the corresponding grid edges. These are distinguished by coloring the forward edge blank and the parallel edges with grey (for \mathbf{h}), blank (for outgoing \mathbf{v} -links at a node in U_0'), red (for \mathbf{d}_1), green (for outgoing \mathbf{v} at z'_i); the parallel edge for \mathbf{d}_2 will be absent. The forward edges in \mathbf{r} are blank and the reverse edges may be green, red, or absent. At t'_1 , the outgoing \mathbf{r}_1 -link is a single blank.

Embedding into random graphs: The key fact is that *all nodes in G' except those of T' will have bounded degree*. In section 7.4, we prove the existence of a di-embedding g_x of G' into in a.e. G such that $g_x(v'_i) = v_i$, $g_x(t'_i) = t_i$, $g_x(L'_T) = L_T$ and $g_x(U_0') = U_0$. This means that the tournament T' is mapped into T , the input chain in G' is mapped into a chain $z_0, v_1, z_1, v_2, z_2, \dots, z_{|U_T|-1}, v_{|U_T|}, z_i \in L_T$ and the v_i 's are ordered according to their codes.

Proposition 3 *In a.e. G all nodes in U_T have distinct codes. Moreover, they remain distinct even when truncated to trailing $0.9k$ digits.*

Proof: The codes of nodes in U_T are independent and uniformly distributed for graphs in \mathcal{N} . There are 3^k possible code words for U_T , and $|U_T| \sim (\frac{3}{4})^k 2^{k-c} < (\frac{3}{2})^k = 3^{k \log_3 1.5} = o(3^{0.37k}) = o(\sqrt{3^k})$. Item 1(c) of remark 2, yields the result. The proof of moreover part is similar. ■

So, in a.e. G , a monotone ordering of the codes of the input nodes as $v_1, v_2 \dots$ would result in a unique sequence. We exhibit such a decreasing order as follows. For each i , we choose $l(i)$ and exhibit it by coloring a κ -link from v_i to $t_{l(i)}$. The coloring of the edges between input nodes and the tournament nodes will indicate (see section 6.1 for details) that the code of v_{i+1} w.r.t. t_j is at most that of v_i for $j > l(i)$, and strictly less for $j = l(i)$. To each v_i we assign a distinct *intermediate node* $z_i \in L_T$ which is connected to v_i, v_{i+1} and satisfies some constant number of connectivity conditions described in **(A)** of section 6. Intuitively, there a huge number of ways of picking these intermediate nodes in a random graph, and one can almost surely find them using the embedding lemma.

6 Forcing the Blank Skeleton

In this section we show how a selection of spots containing blank edges can enforce a toroidal grid of size $2p$ by $2p$, the tournament and the input chain. We argue that if the adversary who colors a random graph uses a tournament of size even one less than k , he would lose $\theta(n)$ blank edges (between U and T) which cannot be compensated by coloring edges of other types which all together are fewer in order of magnitude. Since it is the only k -node tournament, the adversary ends up using T . The main idea is to pose suitable condition on spots and use the following: there are eight types of blank edges and each can occur at most $b_i, i \leq 8$ times in a.e. random graph. We require the total number of blank edges to be $\sum b_i$, which forces the adversary to use each type exactly b_i times. This strategy crucially depends on the fact that the graph is random.

Let \tilde{T} be the set of nodes in G colored blank. Let $U_{\tilde{T}}, L_{\tilde{T}}$ respectively be the sets of nodes in U and $L_{\tilde{T}}$ connected to every node in \tilde{T} . Let $U_{\tilde{\circ}}$ be the set of un-looped nodes with no down edges to \tilde{T} .

Any link with a blank non-loop edge (i.e., an edge that is not a self-loop) falls into one of the following disjoint *directed* types: $\mathbf{h}, \mathbf{v}, \mathbf{d}_1, \mathbf{d}_2, \mathbf{r}, \kappa, \mathbf{c}$, and \mathbf{m} . The following constraints **[A]** – **[D]** on these types can be checked by inspecting the spots in the colored graph.

A The coloration of \tilde{T} is that of a k -node tournament with all loops blank and the other edges green.

This coloration forces \tilde{T} to actually form a tournament with blank self-loops and all other edges green. Let \tilde{t}_1 be the sink node.

B Any non-blank node has at most one link of each of the types: κ , m , incoming and outgoing h , d_1 , d_2 , v , r . r -links run only within $U_{\tilde{T}} \cup L_{\tilde{T}} \cup \tilde{T}$ and h , v , d_1 or d_2 -links only within $U_{\tilde{0}} \cup L_{\tilde{T}} \cup \{\tilde{t}_1\}$.

By definition, \tilde{T} has no incoming r -links and r , v ,

and h -links alternate between a looped and an un-looped node while d_1 , d_2 links are between like nodes.

C Any κ -link is between $U_{\tilde{T}}$ and \tilde{T} .

It is either a blank down edge or a double edge with both edges blank. $u \xrightarrow{c} v$, if $u \in U, v \in \tilde{T}$, both edges are present, and exactly one of them is blank. In the case of the double-blank edge from an un-looped node u to \tilde{T} , both κ -link and the c -links are combined into one link and u must be in $U_{\tilde{T}}$.

D m -links run between nodes in $L_{\tilde{T}} \cup \tilde{T}$.

Here at least one of the two nodes is non-blank. We also allow m -links between two green or gray nodes in $L_{\tilde{T}}$.

E Put $b_0 = k$, $b_1 = 4p^2$, $b_2 = 8p^2$, $b_3, b_4, b_5 = 2p^2$, $b_6 = 4p^2 - 1$, $b_7 = 2p^2 - 1$, $b_8 =$ the number of double edges between U and T , and $b = \sum b_i$. Let \tilde{b}_0 be the number of blank edges on \tilde{T} and b_1, b_2, \dots, b_8 be the number of edges of the types $h, v, d_1, d_2, \kappa, r, m$, and c respectively. Let $\tilde{b} = \sum_i \tilde{b}_i$ be the number of all blank edges. Then, $\tilde{b}_i = b_i$ (so, $\tilde{b} = b$).

Proposition 4 *Any coloring, observing **A–D** and $\tilde{b} \geq b$, of a.e. $G \in \mathcal{N}$ has $\tilde{b}_i \leq b_i$ and $\tilde{T} = T$.*

Proof: From **A–D**, the maximum number of blank edges of type other than c is eight for each node. Let $|\tilde{T}| = k' = k - \Delta$. Then, in a.e. G ,

1. $\Delta \geq 0$, since by Corollary 1 $k' \leq k$
2. for any set B of k' looped nodes the number of un-looped nodes which are connected to every node in B is $\leq 2(3/4)^{k'} n$.
3. the number of double edges between any set of Δ nodes and U is in the range $\Delta n/4 \pm n^{2/3}$

(2) and (3) follow from item 2(b) of Remark 2 and the fact that the expected number of k' size sets violating this condition is $\leq \binom{n}{k'} e^{-n^\delta} = n^{O(\log^2 n)} e^{-n^\delta} = n^{-1/o(1)}$, $\delta > 0$. Similarly, $|U_{\tilde{0}}|$ and $|L_{\tilde{T}}|$ are $\leq 2(\frac{3}{4})^{k'} n$.

By (3), any coloring of a.e. G has to decrease (in comparison to b) the number of c -edges by at least $\Delta n/4 - n^{2/3} > \frac{\Delta n}{5}$. To color $\geq b$ blank edges, one has to compensate by painting extra blank edges of other types, whose total number $\leq 6 \cdot 8(\frac{3}{4})^{k'} n$. This is possible only if $48(\frac{3}{4})^{k'} n \geq \frac{\Delta n}{5}$ i.e. $(\frac{4}{3})^\Delta \geq (\frac{4}{3})^k \cdot \frac{\Delta}{240}$, whence $\Delta > k$ for large enough k – a contradiction. So, $|\tilde{T}| = k$, and by uniqueness of the largest tournament $\tilde{T} = T$ and thus $U_{\tilde{0}} = U_0$, $U_{\tilde{T}} = U_T$, and $L_{\tilde{T}} = L_T$. The number of blank edges of the type h, v, d_1, d_2 is at most $8|U_0| = 16p^2$. (Note that v -links have double blank edges). r -links contribute $\leq 2|U_T| - 1 = 4p^2 - 1$ blanks. The maximum number of blank edges of the types m and κ are at most $|L_T| = 2p^2 - 1$ and $|U_T| = 2p^2$ respectively. Finally, the maximum number of blank edges possible on T is k . ■

6.1 Monotone Ordering of the Input Chain

\mathfrak{r} -edges are restricted to $U_T \cup L_T \cup \{t_1\}$ and b_6 of them can fit only by spanning this set. The existence of b_5 κ -edges implies that every $v_i \in U_T$ has a κ -link to t_j , $l(i) \stackrel{\text{def}}{=} j$. The conditions described in the next paragraph imply that the code of v_i is greater than the code of v_{i+1} . Thus, the input nodes are arranged in the decreasing order of their codes along the input chain of \mathfrak{r} -links, which must form a simple path (without any cycles).

All edges from T to v_i and up edges from v_i are to be colored red, blank or grey depending on $j > l(i)$, $j = l(i)$ or $j < l(i)$. The code of v_i w.r.t. t_j was defined as **01**, **10** and **11** respectively depending on whether v_i has a down, up and double edge to t_j . For $j > l(i)$, this ternary code is to be exhibited on the edges between z_i and t_j by coloring them red, green or grey respectively. For $j = l(i)$, **10** or **01** is to be encoded on the edges between z_i and t_j if v_i has a code **11** w.r.t. t_j , and otherwise **01** must be encoded. For all i, j , in the triangle z_i, v_{i+1}, t_j the code of v_{i+1} must be less or equal to the digit encoded on z_i 's edge to t_j . For $j < l(i)$, the edge(s) between z_i and t_j encode an **11**, by either being grey or forming a \mathfrak{M} -link.

6.2 Forcing the toroidal grid

We first describe some more conditions related to input chain and the bottom row.

F Successive looped nodes z_i, z_{i+1} on the input chain are connected by an $\mathfrak{H}(= \mathbf{h}^2)$, \mathfrak{H}^{-1} or a $\mathbf{d}_3 = \mathbf{h}\mathbf{v}$ link. We require $\mathbf{d}_3\mathbf{h}^{-1} = \mathbf{v}$ whenever $\mathbf{d}_3\mathbf{h}^{-1}$ is defined.

G $t_1 \xrightarrow{\mathfrak{B}} v$ or $v \xrightarrow{\mathbf{h}} t_1$ whenever $t_1 \xrightarrow{\mathbf{h}} u \xrightarrow{\mathfrak{H}} v$ or $t_1 \xrightarrow{\mathfrak{B}} u \xrightarrow{\mathfrak{H}} v$. Similarly, we enforce $t_1 \xrightarrow{\mathfrak{L}} u$ or $u \xrightarrow{\mathfrak{L}} t_1$ if $u = \mathbf{v}^{2j\pm 1}(t_1)$. Only t_1 has both \mathfrak{B} and \mathfrak{L} links incident. (So t_1 will be connected to all the un-looped nodes in the bottom of the grid via \mathfrak{B} (for bottom) edges and to the nodes in the left border via \mathfrak{L} (for Left Border) edges)

The subclasses \mathfrak{L} and \mathfrak{B} of \mathfrak{c} -links are distinguished by coloring the non-blank edge red into t_1 and green respectively. Triangles with \mathbf{h}, \mathbf{v} links together with the diagonals \mathbf{d}_1 or \mathbf{d}_2 exhibit the commutativity of \mathbf{h} and \mathbf{v} . Commutativity implies that any node u connected to t_1 via \mathbf{h}, \mathbf{v} links is of the form $u = \mathbf{h}^i \mathbf{v}^j(t_1)$. From **[G]**, we have that $\mathbf{h}^i \mathbf{v}^j(t_1) = t_1$ implies $\mathbf{h}^i(t_1) = \mathbf{v}^j(t_1) = t_1$. Put $V = L_T \cup U_0 \cup \{t_1\}$.

Claim: $\mathbf{h}, \mathbf{v}, \mathbf{d}_1, \mathbf{d}_2$ links induce a connected toroidal grid on V .

Proof: \mathfrak{r} -links pass through all nodes in L_T . Thus **[F]** implies that any node in $u \in L_T$ is accessible as $u = \mathbf{h}^i \mathbf{v}^j(t_1)$. So is every $u \in U_0 = \mathbf{h}(L_T)$. The 1-1 correspondence $\mathbf{h}^i \mathbf{v}^j(t_1) \rightarrow (i, j)$, yields the co-ordinates for nodes in a rectangular grid.

$\mathbf{h}^i(t_1) = \mathbf{v}^j(t_1) = t_1$ for some i, j , since \mathbf{h}, \mathbf{v} permute the finite set V . Then $ij = 4p^2$ and both i, j are even, as \mathbf{h} and \mathbf{v} alternate between looped and un-looped nodes. But $i, j > 2$, otherwise both $\mathbf{h}, \mathbf{h}^{-1}$ (or respectively $\mathbf{v}, \mathbf{v}^{-1}$) links between some two nodes must exist using separate blank edges; to do this without reducing the number of blank edges requires four edges between two nodes since \mathbf{h} and \mathbf{v} links require a double edge each. So $i = j = 2p$ and the grid is toroidal. ■

Marking the bottom row We partition \mathfrak{r} -links into two types \mathfrak{r}_2 (single blank), \mathfrak{r}_1 . z_i is not in the bottom row if and only if it has an incoming \mathfrak{r}_2 link. We next define the *position* link of $\mathbf{h}(z_i) \in U_0$ connecting it to v_{i+1} that would reflect the information if z_i if it is in the bottom row or not.

We now force \mathfrak{r}_1 -links to start at t_1 and pass through all the looped nodes in the bottom row: First, we ensure an outgoing \mathfrak{r}_1 -link at $t_1 = z_0$ by disallowing any outgoing \mathfrak{r}_2 -link; also we disallow a transition from \mathfrak{r}_2 to \mathfrak{r}_1 along the input chain and require that $z_i \xrightarrow{\mathfrak{H}} z_{i+1}$ if $z_i \xrightarrow{\mathfrak{r}_1} v_{i+1} \xrightarrow{\mathfrak{r}_1} z_{i+1}$. In the triangle $z_i, \mathbf{h}(z_i), v_{i+1}$ the type of the outgoing \mathfrak{r} -link at z_i is to be copied on the position link of $\mathbf{h}(z_i)$; and if this is \mathfrak{r}_2 , we forbid $t_1 \xrightarrow{\mathfrak{B}} \mathbf{h}(z_i)$. This guarantees that the bottom row looped nodes have no \mathfrak{r}_2 -links incident. The position link of $v = \mathbf{h}^{-1}(t_1)$ must encode \mathfrak{r}_2 and the outgoing \mathfrak{r} -link at $\mathbf{h}^{-1}(v)$ must be \mathfrak{r}_2 .

The position links are double edges colored red-grey to encode \mathfrak{r}_2 ; they are colored red-green or grey-green to encode \mathfrak{r}_1 .

Remark 6 Using no knowledge of the witness, section 5 specified the colors of all edges except some of those on the even grid and between even grid and T . These will be described in the next section. Note that the conditions on spots for primary grid, input chain, code edges, and tournament do not affect the even grid links.

7 Coloring the Tiled Square

7.1 Restrictions on RTP

We give a reduction to GCP from a restricted version of RTP (called RRTP). RRTP is restricted in the sense that the tiled square has a prime size; moreover, it is derived from a TM halting problem version in which the machine tape has some special formatting criteria and the head is in the same position in the top and bottom rows of tiles. These restrictions enable us simplify and economize our constructions below. First we describe RRTP and show its completeness by reducing the bounded halting problem of a Universal Turing Machine (UTM) under random inputs.

Given a UTM with a quadratic time bound u , a random binary string x , the halting problem is to decide if there is a y so that $u(x, y)$ converges. We describe a UTM next. It is crucial that the UTM simulation preserves polynomial time since our reductions are polynomial time machines. Many small UTM's were found in [Shannon 56], [Ikeno 58], [Minsky 67] [Watanabe 61] [Priese 79], and other works. But the smaller ones have an exponential slow down in simulation. The machines of Ikeno and Watanabe work in a similar way and incur a slow down factor proportional to the space used.

All our TM's M_1, M_2, \dots are deterministic and have one tape. In one transition of M_i the head changes the state, writes a new symbol on the tape and moves left or right. We use the UTM W from [Watanabe 61] which has tape characters $\{0, 1, *, 0', 1'\}$, states $\{A - H\}$ and simulates a deterministic turing machine M_i with at most quadratic slow down. The tape alphabet for M_i 's is $\{0, 1\}$ with no blank symbol. Let M be the simulated machine with the states $\{1, \dots, q\}$ where q is the halting state. We assume M 's head never attempts to fall off the tape's left end. Throughout the simulation, the tape of W stores $I_\beta \circ I_\alpha \circ \omega$. Here, the strings I_α, I_β retain initial lengths throughout the simulation and encode the transition table and the current state of M ; ω is the tape of M . Both I_α and I_β consist of segments representing the states $1, \dots, q-1$ ordered from right to left. Initially, I_α, I_β are over $\{0, 1, *\}$ and the head of W looks at exactly the same cell of ω as M . When M halts by entering the state q , W attempts to read the (missing) segment for q in the I_β region, tries to move out of the tape and traps to a halt. W marks the current position of the head of M , moves in between this and the encoding I_α, I_β of M , and simulates the transitions of M stepwise. W simulates one step of M in $4\tau + d$ steps, where d depends on the state, symbol being read, and the encoding of M , but not on the distance τ of M 's head from the end of the program segment $I_\beta \circ I_\alpha$.

Since the tape alphabet has no "blank" symbol, we use a self-delimiting *prefix code* \tilde{x} to delimit inputs x . To obtain \tilde{x} , repeat each digit of its length $|x|$ (in binary) twice and change the last bit, then append x . Let $x_i, i \geq 1$ denote the i -th bit of x and $A(y)$ be an algorithm checking some "instance-witness" relation $R_A = \{(00x, w)\}$ in $|x|^3$ steps, where even digits of x and w are paddings and they are encoded as follows: $|\tilde{x}| = \nu, y = \tilde{x}_0 \circ 0 \circ \tilde{x}_1 \circ 0 \circ \dots \circ \tilde{x}_\nu \circ 0 \circ x'_0 \circ w_0 \circ x'_1 \circ w_1 \circ \dots \circ x'_m \circ w_m$. M_A encodes the symbols $\mathbf{0}, \mathbf{1}, \#, \$$ respectively by writing 00, 10, 11, 01 in two consecutive cells. Using this convention, for $0 < i < m, x'_{2i} \neq w_{2i}$ and $x'_{2m} = w_{2m}$, which makes the entire y self-delimiting. In our reduction to GCP, x is random and the formats of R_A and y chosen to meet the reduction's needs. $A(\cdot)$ halts if the answer is "no" and enters an infinite loop otherwise. Now, $W(M_A \circ y)$ simulates $A(y)$ for $|x|^4$ steps.

The head of M_A is initially at the left end of its tape. First, it writes a $\#$; then using the space containing the encoding of $|x|$ in \tilde{x} for counting, M_A checks if $|x|$ is indeed as specified by \tilde{x} . Next, it overwrites $x'_0 w_0$ by $\$$; Then, it transforms the tape contents to $\#x\$w_1\$w_3\$w_5 \dots w_{2m-1}\#$ and then to $\#x\$w_1, w_3 \dots w_{2m-1}\#$.

We now outline a method to ensure that for some prime $p > 2|x|^4$ that (on a "Yes" instance) the head of W can be back, in the same cell it started with after $(p-1)/2$ steps. Suppose M_A enters a loop of writing/reading a 0 in cells τ and $\tau+1$. Since W works in cycles where it simulates one step of M at cell number τ in $4\tau + d$ steps, we proceed as follows. Assume W is off by δ (can be positive or negative) at

instant $(p - 1)/2$ from where it started at the initial step. Then we modify the starting position of the head of W by moving it $\lfloor \delta/2 \rfloor$ squares. Then the head of W would reach the same cell as the new starting position at the required instant.

The table of space-time history of simulation of $A(y)$ by W for ν steps consists of the configurations of W at instants $i \leq \nu$ in the i -th row. Here, a cell in the configuration consists of a tape alphabet or the state, together with the information to which side (left or right) of the head the cell lies. The state transition of the head depends on the contents of the cell to its left. Modify the table in the first row cells where the witness bits in y are expected by entering the symbol $?$, which change (non-deterministically) into a witness in the next instant; also, add a new 0-th row with every cell containing a new symbol $\%$. Given such a table (where y is a “Yes” instance), for each point shared by four cells, create a tile with the cell-contents written in the respective corners of the tile. This yields the set of legal tiles for RRTP and the bottom two rows of the table yield a “starting” string of tiles. In RRTP, the tiling size is $(p - 1)/2$ and the tiling patterns correspond to the space-time history of this simulation of M_A by W .

RRTP is complete: Let u be any UTM and x be random. We find p (by exhaustive search), choose x' at random and pad w as above, so that $|y| = (p - 1)/2$. Now, the resulting tiling instance has a solution if and only if u has an accepting computation on x .

7.2 Displaying the UTM computations on the even grid

In this section we will refer only to the nodes on the even grid, unless we indicate otherwise. The reader may wish to consult the figures 1.Left and 1.Right throughout this section. We represent a cell in the space-time history by a node $z_i \in V$ in the even grid: the symbol in the cell is encoded on the outgoing \mathbf{H} and \mathbf{V} links from z_i . We divide the links between two even grid nodes into classes: σ, S, L_i, R_i, Z_i . Here σ, S encode the tape and state symbols, and they form subclasses of \mathbf{M} . For simplicity, we omit the directions of these links (e.g. horizontal, vertical), and they will be clear from the context. To facilitate transfer of information between rows of the even grid, we use *transfer* links L_i, R_i, Z_i that carry no information besides their type; in addition transfer links help enforce proper transitions involving left and right movements of the head as we shall see later.

Every even row of the even grid, from left to right, has a sequence of grey nodes, a red node, and a sequence of green nodes. In odd rows, this order of colors is reversed. The red node corresponds to the position of the head. Every even row of the tiling pattern represents a moment of time in the space-time history. Every odd row is used to copy the contents of the tape cells in the previous even row to the next even row; in the neighborhood of the red node (i.e. the head) the odd rows participate in enforcing and displaying proper state transitions (See figures 1.Left, 1.Right).

While the space-time history of a UTM is planar, our even grid is toroidal. To enable wrap around, we use between the bottom row and the topmost row special \mathbf{V} -links that can appear between only these two rows. To economize our usage of the colors, the special \mathbf{V} -links connect like colored nodes, and so the head of W must look at cells in the same column in the top and bottom rows. We now describe how localizing the special \mathbf{V} -links only in the top and bottom rows. We have split the input chain into two parts ic_1 and ic_2 so that the nodes in the bottom row have no incoming ic_2 -links while all other nodes in the even grid do. Then it suffices that we choose the standard coloration so that any node with a special incoming \mathbf{V} -link cannot have an incoming ic_2 -links. Furthermore, to enable the vertical wraparound, we allow these \mathbf{V} -links to be consistent with any \mathbf{H} -links, so that the symbol and state information encoded in the bottom and the topmost rows need not have any relation unlike other adjacent rows in the even grid.

We now describe how to color nodes not on the even grid. We color every such node z_i and for all such z_i , there are two edges between $z_i, \mathbf{h}^2(z_i)$ which are colored red-blank and there is single red edge between z_i and $\mathbf{v}^2(z_i)$. We allow the grey/green transition of self-loops at the vertical border.

We now describe how a state transition of $(S_1, \sigma_1) \longrightarrow (S_2, \sigma_2, D)$, where $D = \mathbf{Left}$ or \mathbf{Right} (See figures 1.Left, 1.Right) of the UTM W will be displayed on the even grid. In essence, we will be simulating the Turing Machine computations using the coloring rules admissible under the standard coloration. The simulation is self-enforcing due to the rules **1-5** below. First, (see section 7.3) the bottom row is colored to

encode the simulated program, its input and non-deterministic guess symbols for the witness in that order. The rules in section 7.4 force the moment $i + 1$ in UTM computation to be encoded on row $2i + 2$ of the even grid, assuming row $2i$ of the even grid properly encodes moment i . Inductively, the whole computation must appear on the even grid.

7.3 Initializing the Bottom Row

The bottom row begins with a sequence of grey nodes that constitute the *program segment*, which ends at a red node for the TM head, is followed by a *green segment*. We encode the Turing Machine M in the program segment as $m_1 \dots m_{|M|} \in \{*, 0, 1\}^*$ and terminate it with the symbol A denoting the starting state of the TM. The green segment is encoded as $b_1 ? b_2 ? \dots ? b_\nu$, where b_i 's from $\{0, 1\}$ form M 's input and the symbol $?$ stands for the non-deterministic guess of the witness digits. (This odd looking mixing of input bits and the non-deterministic guess bits is to enable copying of the inputs as described next in this subsection.) Hence the whole bottom row can be written as $m_1 m_2 \dots m_{|M|} A b_1 ? b_2 ? \dots ? b_\nu$.

We choose the set of legal spots so that the alternation of b_i and $?$ in the green segment is forced to continue on all \mathfrak{H} -links in the bottom row until it wraps back to t_1 . The symbol $?$ on horizontal edges is used to implement non-deterministic guesses as follows: since we encode our tape symbols on the outgoing \mathbf{V} -links, it is sufficient to allow in the green segment two types of outgoing \mathbf{V} -links in the bottom row green segment that encode 0/1. Then the coloring adversary can non-deterministically choose these \mathbf{V} -links to encode the witness in binary.

Recall that the bottom row of the even grid contains looped nodes z_i from the initial segment of input chain $z_0, v_1, z_1, v_1, \dots$ such that $z_i \xrightarrow{\mathfrak{H}} z_{i+1}$; also the random input to the UTM is encoded as the connectivity patterns between successive input nodes (v_i, v_{i+1}) . We now indicate how the UTM input is copied on to the bottom row (See figure 4). The connectivity between the nodes v_i and v_{i+1} is first copied on to some adjacent links and then is transferred to \mathfrak{H} -link using the following coloring scheme: the edge (z_i, v_i) is green or red depending on whether (v_i, v_{i+1}) is present or absent; the edges between z_{i+1}, v_i are colored with non-blank colors to encode presence or absence of (v_{i+1}, v_i) and whether z_i belongs to the bottom row or not. Both bottom row colorings of $[z_{i+1}, v_i]$ are compatible with $?$. Note that the transfer could be checked by inspecting spots on v_i, z_i, v_{i+1} and z_i, z_{i+1}, v_i .

7.4 Simulation of State Transitions

Let $(\sigma_1, S_1) \mapsto (\sigma_2, S_2, D)$ be a transition and let (see figure 1.Left and 1.Right) $z_i \xrightarrow{\sigma_1} z_j \xrightarrow{S_1} z_k$ and $z_k \xrightarrow{\sigma} \mathfrak{H}(z_k)$. A quick look at the the figures 1.Left and 1.Right reveals how the direction of motion, new symbol and the new state are computed. In the figure 1.Left, the reader may consult the numbered sequence which indicates the sequence in which the colorings of the links are forced and the corresponding numbering for the figure 1.Right is omitted. Each of these three quantities are computed in three distinct triangles. Each of these triangles contains S_1 and σ_1 encoded on two sides and the new quantity appears on the third side. These new quantities are then appropriately copied on to the links two rows above in the even grid. The so-called transfer links L_i, Z_i, R_i in these figures facilitate this copying. We now describe this formally.

First, the current state and symbol are copied on \mathfrak{M} -links: $t_l \xrightarrow{S_1} z_j$, and $t_r \xrightarrow{\sigma_1} z_j$, for some distinct l, r . Then S_2, σ_2 are computed in triangles z_i, z_j, t_l and z_j, z_k, t_r , and encoded on \mathfrak{M} -links over $[t_l, z_i], [t_r, z_k]$ as below. $t_l \xrightarrow{\sigma} z_k$ and the nodes $\mathfrak{H}^m \mathbf{V}(z_i), \mathfrak{H}^m \mathbf{V}^2(z_i)$ are red where $m = \pm 1$ depending on the direction D :

$D=\text{Left}$: $m = -1$. First, $t_l \xrightarrow{\sigma_2} z_i$, and $t_r \xrightarrow{S_2} z_k$. Also, t_r has S_2 -links to $\mathbf{V}(z_j)$ and $\mathbf{V}^2(z_i)$, as forced by the triangles formed by L_2 and L_3 with t_l . Similarly, triangles formed by L_0, L_1 and Z_1 with t_l force σ_2 -links to $\mathbf{V}(z_i)$ and $\mathbf{V}(z_j)$. Finally, S_2 and σ_2 are copied on \mathfrak{H} -links at $\mathbf{V}^2(z_i)$ and $\mathbf{V}^2(z_j)$.

$D=\text{Right}$: $m = 1$. $t_r \xrightarrow{S_2} z_k$, $t_r \xrightarrow{\sigma_1} z_j$, and $t_l \xrightarrow{\sigma_2} z_i$. Similar to the left move, R_1 and R_2 force the copying of S_2 to the node $\mathbf{V}^2(z_k)$. Also, $t_l \xrightarrow{\sigma} z_k \xrightarrow{R_1} \mathbf{V}(z_k) \xrightarrow{R_2} \mathbf{V}^2(z_k)$, which ensures copying σ to $\mathbf{V}^2(z_j)$.

Our choice of standard coloration implies the following rules which make sure that any coloring of G yields a correct simulation of W . The first item describes state transitions. Rules [2 – 4] enforce that the symbols encoded by even grid edges not adjacent to a red node are copied to the nodes in next row without any change. This is since the TM tape cells not being visited by the head should not change. Rules [5] and **E** in section 6 guarantee that \mathfrak{M} -edges which the simulation makes use.

- 1 Let $z_i \xrightarrow{\sigma_1} z_j \xrightarrow{S_1} z_k$. Then, z_i, z_j, z_k are consecutive nodes in a row of the even grid, z_j is red and the choices in (1–3) below are determined by $D = \text{Left}$ or $D = \text{Right}$ respectively. We now indicate how a motif of transfer links surrounding the red nodes in the even grid is guaranteed. First the \mathfrak{M} -links are ensured by [5] below and **E** in section 6, which when incident on a red node on the even grid forces an outgoing L_0 or R_0 type **V**-link depending on the direction of the head movement. These two links enforce the Z_1, Z_2 links in the figures, which in turn enforce the L_i or R_i links shown in the figures. The L_i, R_i, Z_i links have fixed directions and induce a connected subgraph, and they can be verified using conditions on spots.
 1. Either $z_i \xrightarrow{\text{Left}} z_k \xrightarrow{L_2} \mathbf{V}(z_j)$ and $z_i \xrightarrow{L_1} \mathbf{V}(z_i)$ or $z_i \xrightarrow{\text{Right}} z_k \xrightarrow{R_1} \mathbf{V}(z_k)$ and $z_i \xrightarrow{\sigma_2} \mathbf{V}(z_i)$. In either case, all the L_i, Z_i links in figure 1.Left or all the R_i, Z_i links in the figure 1.Right must be present as shown.
 2. If $t_l \xrightarrow{S_1} z_j$ then $t_l \xrightarrow{\sigma_2} z_i$.
 3. If $t_r \xrightarrow{S_2} z_k$ then, $t_r \xrightarrow{\sigma_1} z_k$
- 2 If $\mathbf{V}^{-1}(z_i) \xrightarrow{\sigma} z_i$, then $z_i \xrightarrow{\sigma} \mathfrak{H}(z_i)$ unless the incoming **V**-link is of the type special to the bottom row.
- 3 Let z_i be green or grey and $t_j \xrightarrow{\sigma_1} z_i \xrightarrow{\sigma} \mathbf{V}(z_i)$. Then, $\sigma_1 = \sigma$. Also, if $t_l \xrightarrow{\sigma_1} z_i \xrightarrow{Z_1} z_j, t_l \xrightarrow{\sigma_2} z_j$, then $\sigma_1 = \sigma_2$
- 4 Two links incident on a red node or coming out of any (common) node z_i with $\mathfrak{H}(z_i)$ green or grey may not encode different symbols or different states.
- 5 A node has an incident \mathfrak{M} -link to T encoding a state or \mathfrak{d}_3 -link with a blank edge (counted as an \mathfrak{M} -link) but not both. If z_i is red or $\mathfrak{H}^{-1}(z_i) \xrightarrow{S_1} z_i$ then \mathfrak{d}_3 -blanks at z_i are forbidden.

We now detail how any sequence of transitions can be handled even though the computation simulates more steps than tournament has nodes Moreover, we do not want too many links be required to exist between any particular t_l or t_r and a number of the z_i that are adjacent to the trajectory of the red nodes encoding the state; else we will be unable to embed such a structure in a random graph.

From the figures it is clear that after a transition the next even numbered row in the even grid reflects a new TM configuration using the same conventions as the previous even row. Also, the TM state before the transition is encoded on the \mathfrak{M} -link to the tournament node t_l and the new state is on the \mathfrak{M} -link to the node t_r . One may choose as t_r any t_j distinct from t_l and t_1 . This is also important for showing that the structures required for the simulation can be embedded in random graphs: Given the knowledge of the witness for the tiling problem, in G' one can choose any suitable set of t_r 's so that $1 < r < 0.9k$. The range of r also enables us ensure that the \mathfrak{M} -links do not interfere with the coloring rules that enforce monotone ordering of the input chain as follows. A link from z_i to t_j contains a blank if and only if it encodes a state. If $z_i \xrightarrow{S} t_j, j < l(i)$, z_i is treated as having all edges grey to t_j (i.e. a “don’t-care” condition) for the purposes of comparing codes in section 6. In a.e. G , one can take $l(i) > 0.9k$, for all i , since (by proposition 3) the codes of nodes in U_T are distinct even when truncated to trailing $0.9k$ digits. At any even grid node that is not adjacent to a red node in the even grid, we allow \mathfrak{M} -links to encode the tape symbols on **V**-links between two grey or green nodes. All the $S_i, \sigma_i, L_i, R_i, Z_i$ links between even grid nodes are colored with non-blank colors.

7.5 Existence of di-embeddings into a random graph

Recall that a.e. graph G sampled by the reduction $R(X, \omega)$ is in \mathcal{N} , which by definition is the set of graphs that have unique largest tournaments and the number of looped and un-looped nodes as required (see the paragraphs preceding Remark 4) and that $\lambda(\mathcal{N}) = 1/O(n^2)$. Here the tiling instance X determines the edges between successive input nodes, while apart from the sets and sizes in **P1-P4** in section 4.1, ω determines all other edges not contained in the tournament. We need to account for the fact that for a graph $G \in \mathcal{N}$ with a largest tournament T , the codes of the nodes in U_T need not be distinct while our reduction needs them to be.

Let X be fixed. We have described the graph G' (with a tournament T') and its coloration that would encode the tiling pattern. From its construction, it can be seen that the degree of nodes in the graph $G' - T'$ defining the di-embedding g_X in section 5.1 is $O(1)$. We now show that G' can be embedded in a.e. G .

Now, we say G is strongly compatible with G' (and write $G' \approx G$) if G has a tournament T of size $|T'| = k$ and has the sizes of the sets of nodes in **P1-P4** are as require

Let $\bar{\lambda}$ be the distribution of graphs generated by the reduction. Forcing the tournament is necessary since the reduction needs to know the largest tournament but it would be hard to find it. Forcing the sizes of the various un-looped and looped nodes is not necessary but we do so for convenience. We leave all other required properties to chance. We now show that for a.e. graph thus generated has $[X_k(G) = 1] \wedge [\exists g : G' \mapsto G] \wedge [D]$, where D denotes the event “the input node codes w.r.t. the forced tournament are distinct” and $[\exists g : G' \mapsto G]$ denotes the event the required di-embedding exists. We now consider each of these events.

First, we show that $\bar{\lambda}[X_k(G) \neq 1] = o(1)$. Indeed, using $Prob[A|B] \leq Prob[A]/prob[B]$ and that c is chosen large enough in lemma 1,

$$\bar{\lambda}[X_k(G) \neq 1] = \lambda_c[X_k \geq 2|G' \approx G] \leq \lambda_c[X_k \geq 2]/\lambda_c[G' \approx G] \leq m^{-c}p^3\sqrt{n} = o(1).$$

Secondly, $\bar{\lambda}[D] = 1 - o(1)$, since the conditioning **P1-P4** merely fixes the size of U_T exactly as in proposition 3. Finally we show that $\bar{\lambda}[\exists g : G' \mapsto G] = 1 - o(1)$ using the embedding lemma. Since G has a forced tournament, $g(t'_i) = t_i, i \leq k$ can be satisfied trivially. Next, we extend g to L'_T so that $g(L'_T) = L_T$. Every edge from a node z_i in L_T to another node in $U_T \cup L_T$ or T is chosen independently and with probability $1/4$ or $1/3$ respectively; also for every z'_i the number of edges to $U'_T \cup L'_T \cup T'$ in $G' - T'$ is $O(1)$. So, the embedding lemma yields the extension. Similarly, we extend g to include U'_0 .

Acknowledgments

We thank Peter Gács for discussions, Marvin Minsky for comments about small UTMs. The proof of Lemma 2 is simplified by an argument due to Zoltan Füredi.

References

- [1] D. Angluin, L.G. Valiant, Fast Probabilistic Algorithms for Hamilton Circuits and Matchings, *J. Computer Syst. Sci.*, **18**, 1979, 155-193.
- [2] L. Babai, P. Erdos, M. Selkow, Random Graph Isomorphism, *SIAM Journal of Computing* **9** (1980) 628-635.
- [3] S. Ben-David, B. Chor, O. Goldreich, M. Luby, On the Theory of Average Case Complexity, *21st Annual ACM Symposium on Theory of Computing*, ACM, 1989, 204-216.
- [4] M. Blum, S. Micali, How to generate Cryptographically Strong Sequences of Pseudo Random Bits, *FOCS Symp. Proc.* (1982); *SIAM J. on Computing*, (1984) 850-864.
- [5] B. Bollobás, *Extremal Graph Theory*, Academic Press (1985).

- [6] B. Bollobás, *Random Graphs*, Academic Press (1985).
- [7] W. Diffie, M. E. Hellman. New Directions in Cryptography. *IEEE transactions on Info. Theory*, IT-22: 644-654, 1976.
- [8] O. Goldreich, Towards a theory of Average Case Completeness, (a survey), Tech Report, Technion, Israel (1988).
- [9] O. Goldreich, S. Goldwasser, S. Micali, How to Construct Random Functions. *J. ACM*, 33/4: 792-807, 1986.
- [10] Yu. Gurevich, Complete and Incomplete Randomized NP Problems *28th Annual Symposium on Foundations of Computer Science* (1987), 111-117.
- [11] Yu. Gurevich, Average Case Completeness, Tech Report, University of Michigan, Ann Arbor, 1988. (To appear in *Journal of Computer and System Sciences*)
- [12] Yu. Gurevich, S. Shelah, Expected computation time for Hamilton path problem, *SIAM Journal of Computing* **16** (1987) 486-502.
- [13] Yu. Gurevich, Matrix decomposition is complete for the average case, *31 Annual Symposium on Foundations of Computer Science* (1990).
- [Gu2] Yu. Gurevich, “The Challenger-Solver game: Variations on the Theme of $P=?NP$ ”, Bulletin of European Assoc. for Theor. Computer Science, October 1989, 112–121.
- [Gu] u. Gurevich, Average Case Complexity, ICALP 91. (Invited Talk)
- [14] N. Ikeno, A 6-symbol 10-state Universal Turing Machine, *Proceedings, Institute of Electrical Communications*, (1958) Tokyo.
- [15] R. Impagliazzo, L.A. Levin, No better ways to generate hard NP instances than picking uniformly at random, IEEE Conference on Foundations of Computer Science, 1990
- [16] R. Impagliazzo, S. Rudich, Limits on provable consequences of one-way functions, ACM Symposium on Theory of Computing, 1989, pp. 44-61.
- [17] R. Karp. The Probabilistic Analysis of some Combinatorial Search Algorithms. *Algorithms and Complexity*. J.F. Traub, ed., Academic Press, NY 1976, pp. 1-19.
- [18] R. Karp, J.K. Lenstra, C.J.H. McDiarmid, A.H.G. Rinnoy Kan, Probabilistic Analysis, in *Combinatorial optimization : annotated bibliographies*, M. O’heigeartaigh, J.K. Lenstra, A.H.G. Rinnoy Kan, Eds New York, Wiley, 1985.
- [19] D. Johnson, The NP-completeness column-an ongoing guide, *Journal of Algorithms* **5** (1984), 284-299.
- [20] J.C Lagarias, A.M. Odlyzko, Solving Low density subset sum problems, in *Proc. 24th Ann. Symp. on Foundations of Computer Science*, (1983), pp 1-10.
- [21] A.K. Lenstra, H.W. Lenstra, *The development of the number field sieve*, Springer Verlag, (1991).
- [22] L.A. Levin, Average case complete problems, *SIAM Journal of Computing* **15** (1986) 285-6.
- [23] M.L.Minsky, *Computation: Finite and Infinite Machines*, Prentice Hall (1967)
- [24] Lutz Priese, Towards a precise characterization of the complexity of Universal and non-universal Turing Machines, *SIAM Journal of Computing*, Vol 8 No 4, (1979) pp 507-523

- [25] A. Shamir, A polynomial algorithm for breaking the basic Merkle-Hellman Cryptosystem, *IEEE Symposium on Foundations of Computer Science* (1982), 145-152.
- [26] C.E.Shannon, A Universal Turing Machine with two internal states , in *Automata Studies*, edited by C.E. Shannon and J.McCarthy, Princeton University Press, (1956) 157-166.
- [27] R. Venkatesan, Average Case Intractability,*Ph.D. Thesis, Department of Computer Science, Boston University*.
- [28] R. Venkatesan, L.A. Levin, Random Instances of a Graph Coloring Problem Are Hard, *ACM Symposium on theory of Computing*, (1988) 217-222.
- [29] R. Venkatesan, S. Rajagopalan, Average case intractability of Matrix and Diophantine Problems, *ACM Symp. on Theory of Computing*, (1992) 632-642.
- [30] A.C. Yao, Theory and Applications of Trapdoor Functions, *IEEE Symp. on Foundations of Computer Science* (1982) 80-91.
- [31] J. Wang, Average Case Completeness of a Word Problem for Groups, *ACM Symposium on Theory of Computing*, (1995) 325-334
- [32] Watanabe, 5-symbol 8-state and 5-symbol 6-state Turing Machines, , *Jour of ACM*, **10** (1961) pp 423-431

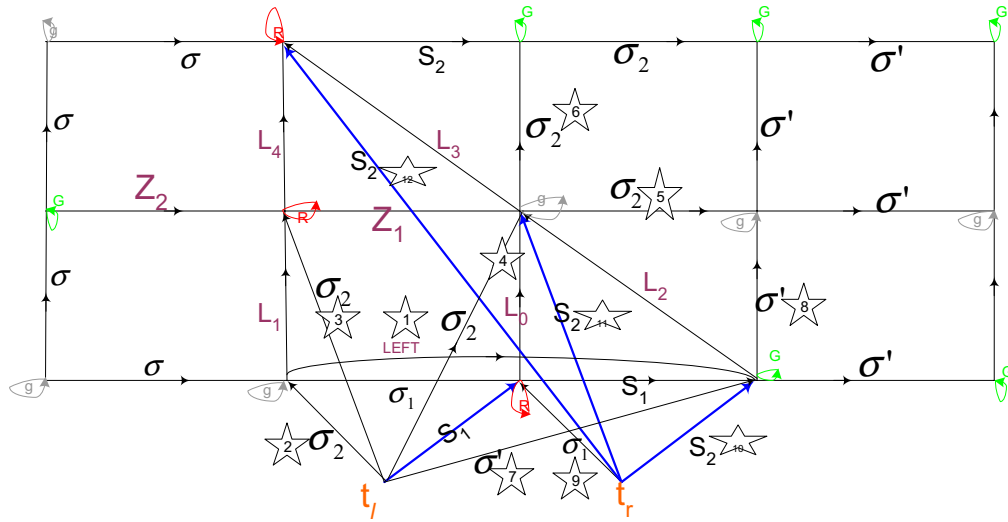


Fig1.LEFT: Simulation of a transition of the Turing Machine
on a left move $(S_1, \sigma_1) \rightarrow (S_2, \sigma_2, L)$

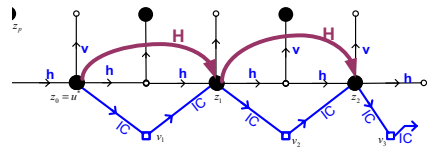


Fig 4. Initializing the Bottom Row

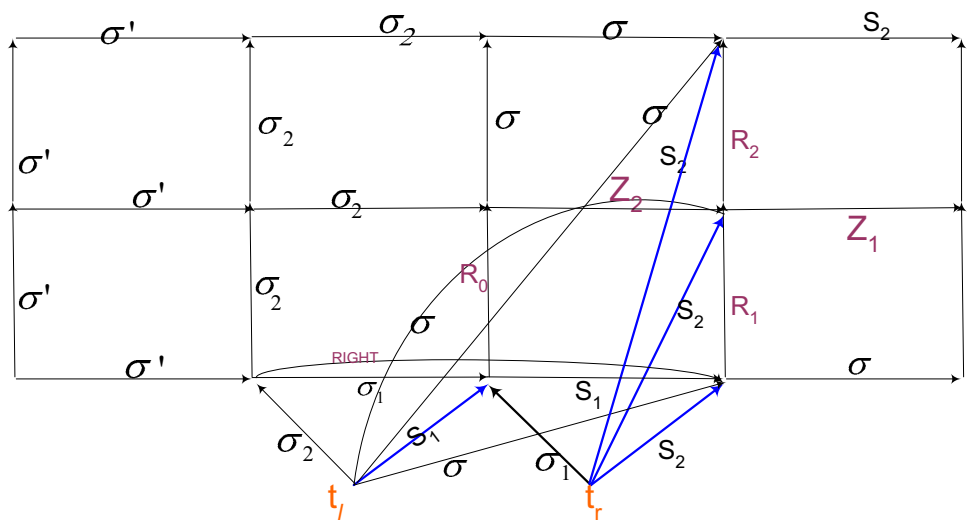


Fig1.RIGHT: Simulation of a transition of the Turing Machine on
 a right move $(S_1, \sigma_1) \rightarrow (S_2, \sigma_2, R)$

Fig 3. Bottom Row of the Primary Grid contains initial nodes of the input chain

