

Toward an architecture for quantum programming

S.Bettelli*, T.Calarco[†], L.Serafini[‡]

2nd December 2018

Abstract

This paper investigates a novel approach to the problem of programming mixed classical/quantum computing machines. A general discussion about quantum programming issues, models and hardware requirements is followed by the first step of this work plan, namely a template high level quantum language which complements a generic general purpose classical language with a set of quantum primitives. The proposed implementation scheme involves a run time interpreter byte-coding the quantum operations and piping them to a quantum device controller (or a simulator of some sort).

We claim that the proposed language can compactly express existing quantum algorithms and believe that it can facilitate the design of future ones. Moreover, the general scheme provides hooks for optimization modules both dependent on and independent from the underlying quantum device.

1 Introduction

In the last decade the field of quantum computing has raised large interest among physicists, mathematicians and computer scientists due to the possibility of solving at least some “hard” problems exponentially faster than with the familiar “classical” computers (see the beautiful textbook by Chuang and Nielsen [1] on this topic as well as the brief introduction to the relationship between **NP** problems and quantum computation by Mertens [2]). We will assume in the following that the reader is acquainted with the basics of quantum computing. Relevant efforts have been concentrated on two distinct areas: on one hand (still not so large) set of quantum algorithms has been developed which exploit features inherent to the basic postulates of quantum mechanics (see the review by Cleve et al., [3]); on the other hand a number of experimental schemes have been proposed which could operate these algorithms, moving quantum computation from the realm of speculation to reality (see a review of basic requirements in DiVincenzo [4]).

The link between the two areas is a formal way of describing all the possible quantum algorithms, namely a computational model, which appears to have settled down to the quantum circuit model¹, due to Deutsch [5]. Though this is satisfactory from the point of view

*Dipartimento di Fisica, Università di Trento, Via Sommarive 14, 38050 Povo (Italy), Tel.: +39 461 881504 (Room 1530), Fax: +39 461 881696, email: bettelli@science.unitn.it. Also associated to INFN (Istituto Nazionale di Fisica Nucleare), Gruppo Collegato di Trento, Italy, email: bettelli@tn.infn.it.

[†]Institute of Theoretical Physics, Universität Innsbruck, Technikerstraße 25, 6020 Innsbruck (Austria), Tel.: +43 512 507 6217 (Room 2/03), Fax: +43 512 507 2919, email: Tommaso.Calarco@uibk.ac.at. Also at: ECT*, European Centre for Theoretical Studies in Nuclear Physics and Related Areas, Villa Tambosi, Strada delle Tabarelle 286, 38050 Villazzano (Italy), Tel.: +39 0461 314738 (Room I/04), Fax: +39 0461 935007, email: calarco@ect.it

[‡]Istituto per la Ricerca Scientifica e Tecnologica (IRST), Istituto Trentino di Cultura (ITC), Via Sommarive 18 - Loc. Pantè, 38050 Povo (Italy), Tel.: +39 461 314319, Fax: +39 461 302040, email: serafini@irst.itc.it

¹Different computational models, involving physical systems with continuous-variable quantum systems used as computational spaces, are far less developed and will not be considered in this paper. It should be noted however that any such quantum device will most likely require very different interface abstractions from quantum circuits.

of computational complexity theory, it is not enough for a practical use (programming) of quantum computers, once they will become available.

What we think is needed can be summarized in the following items:

- a not necessarily minimal set of *quantum primitives* which make the process of developing and coding quantum algorithms (more) *intuitive* and *natural*. As a matter of example, think of how the recursion primitive, though redundant in a set of primitives which contains also iteration, makes more natural than the latter the coding of algorithms whose underlying idea is the reduction to simpler forms of the same problems, like the calculation of the factorial of an integer number or the visit of a binary tree;
- a *high level programming language*, powerful enough to express the quantum circuit model. This language should include (i.e. be an extension) of a modern *classical computing paradigm* in order to merge quantum computing and classical pre- and post-processing with the smallest effort. Custom languages, with a limited implementation of classical primitives and facilities, would inevitably fall behind whenever “standard” programming technology improves;
- an *automated modular procedure* for *translating* and *optimizing* the high level code down to a sequence of implementation specific low level control instructions for quantum machines. This is mandatory for any realistic implementation of scalable quantum computing. Modular means that each logically distinct translation stage should be implemented by a separate tool with a definite interface in order to allow easy improvements or customizations.

Subject of this paper will be the investigation and specification of the desirable features of such quantum programming language. After a general introduction discussing the computational model (1.1) and differences between classical and quantum resources (1.2), guidelines for a proposal of implementing the envisioned language (1.3) by extending a commonly used programming language (C++, see [6]) will be presented, together with a discussion on possible drawbacks and open questions (1.4, 1.5, 1.6). Section 2 will then describe the high level primitives (2.3) and tools for managing operations on quantum devices (2.1, 2.2) as well as the underlying assumptions we are drawing on quantum hardware (2.4). Last, section 3 will show some code samples to clarify the language layout and section 4 will compare our conclusions with previous works.

1.1 The *QRAM* model

As a starting point for a quantum programming language we need a quantum computer architecture: this will be the analogue of mainstream central processing units for the C/C++ languages. The vast majority of quantum algorithms are currently described by (more or less implicitly) resorting to the *QRAM* model (Knill [7], Knill and Nielsen [8]). A *QRAM* machine is an extension of a classical random access machine which can exploit quantum resources; being it an extension, it is capable of all kinds of purely classical computations and its classical core can be built out of commodity hardware with state of the art technology.

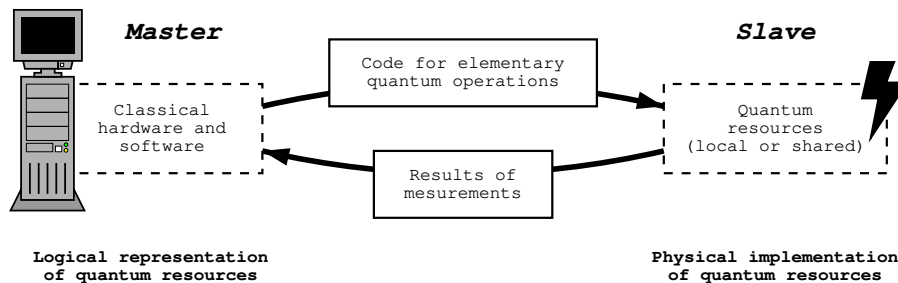


Figure 1: Simplified scheme of a *QRAM* machine. The classical core drives the quantum subsystem in a master-slave configuration; it also performs pre-processing and post-processing of quantum data. The only feedback from the quantum subsystem is the result of measurement operations.

This classical machine plays two roles: it both performs pre-processing and post-processing of data for the quantum algorithms (trying to keep the quantum processing part as short as possible in order to help preventing decoherence) and controls the evolution of the quantum subsystem by “setting” the Hamiltonian which generates the required unitary transformation, performing initializations and collecting the results of measurements.

It is therefore clear that in this approach the quantum subsystem plays a slave role, while the master classical machine uses it as a black-box co-processing unit. This is summarized in the diagram in fig.1 whose details will be explained in the following sections.

It must be noted that quantum resources are not necessarily local², but can be shared among different *QRAM* machines for quantum type communication or quantum distributed computing. This can be handled by the *QRAM* model if the machine is given access to the hetero-controlled subsystem and to a classical synchronization system (a quantum network interface), but we will not delve into the details of these situations further in this paper.

1.2 Quantum memory and its peculiarities

Let us now consider more closely the differences between classical and quantum resources.

In order to perform a computation, the *QRAM* machine can reference and modify parts of the classical and quantum memory subsystems it controls; these parts are indexed by addresses (integer numbers) which identify them inside a *linear* structure, which is an abstraction of the underlying device. This means that, as far as the central processing unit (CPU) is concerned, random access memory (and, as we propose, also quantum memory) is like a big array of units of storage. Note that this does not mean that quantum memory is organized as an array³ (just like *RAM* does not!) but that the details of the memory handling are hidden behind a device controller located on the host bus for classical memory and probably on a separated device for quantum memory. Hence a further mapping to another kind of addresses is in general required. In order to distinguish the two kinds of indexes we will call the former *logical addresses* and the latter *hardware addresses*.

A classical unit of storage is usually not the same as a classical unit of information (a *bit*, i.e. a classical system which can be found in one of two states which are associated to the boolean digits) but a multiple of it (a *byte* which is almost always 8 *bits*). The fact that for classical machines the byte is assumed larger than the bit is mainly due to a partial parallelization which is built into the CPU. In fact the classical units of storage are not acted upon directly while they are in the main random access memory; they are instead transferred (copied) to privileged locations inside the central processing unit (the *registers*, which span one or more bytes) and the processing primitives are acted upon these locations; the result is subsequently stored back to main memory. The processing primitives are hardwired in order to operate on a multiple of the byte, on all its bits at a time. This guarantees a computation speedup when data is complex enough not to fit into one bit (which is almost always the case) while keeping the size of registers finite. The underlying assumptions are that copying a byte back and forth from main memory to the CPU is easily achieved and if, for any reason, a subset of the byte is needed, it can be extracted from a full byte by means of a bit mask.

When we come to quantum units of information the analogy does not hold so strongly. The unit of information for a quantum device is termed a *qubit*; it is a generic quantum system whose state space is a two dimensional Hilbert space, which can encode as much information as a point on the surface of a unit sphere (the Bloch sphere). A qubit can encode a superposition of the two boolean digits and is thus more powerful than a classical bit.

This *superposition* resource however is based on coherence, and this prohibits reading and writing back the qubit value, since classical “read” involves a measurement which would cause the qubit to collapse into either “0” or “1”, losing its coherence; it cannot even be copied blindly from quantum memory to some other quantum resource, due to the so called *no-cloning* theorem which asserts that an unknown quantum state cannot be copied reliably.

²Knill [7] notes that situations arising in quantum communication schemes “require operating on quantum registers in states prepared by another source (for example a quantum channel, or a quantum transmission overheard by an eavesdropper)”. It is likely however that these communication schemes will require quite different hardware, so that we would end up with two quantum subsystems better than with one but more complicated.

³It was so in very early proposals, like the seminal linear ion trap by Cirac and Zoller [9], but many recent proposals with a concern to scalability are geared toward an at least two dimensional implementation.

This means no more copies from quantum memory to quantum CPU registers and back and no more (qu)bit masks.

Besides superposition, quantum resources are endowed with another non-classical property which is *entanglement* (requiring more than one qubit). Again, entanglement makes quantum resources computationally more powerful than classical resources but breaking up calculations between uncorrelated quantum subsystems and re-unifying them later to achieve the overall result requires in general (and differently from the classical case) communication between all qubits of the first group and all qubits of the second group, which means that the two are indeed used as a single entity.

1.3 A scheme for a quantum programming language

What the observations in the previous section seem to indicate is that when we come to quantum subsystems we cannot think in terms of fixed size units of storage. Besides, quantum analogues of CPU registers and quantum memory locations are not distinct any more: quantum type operations must be acted directly on *arbitrary* size groups of quantum memory locations, the *quantum registers*, as opposed to fixed size classical registers. The absence of the “copy” primitive also makes it impossible what was customary for standard structured programming, namely the passage “by value”: quantum arguments are all passed “by reference” and the result of the operation is not a number but the modification of the input registers. The only exception is the *measurement* primitive which we will consider later.

In view of these considerations we propose to introduce **quantum registers** as a new basic data type (see 2.1) in quantum computing languages. Quantum register objects will be arbitrary collections of distinct logical addresses of qubits. Arbitrary here means both that the size is bounded only by the amount of available quantum resources and that the addresses need not be contiguous nor disjoint sections have the same ordering with respect to the ordering in the main linear array of available qubits. Moreover, quantum registers may overlap, meaning that the same logical address can be contained in more than one collection, and the scopes of these collections need not be synchronized. A qubit will be *free* (i.e. available for allocation) only if its address is not referenced by any existing quantum register.

We will discuss quantum registers more deeply in section 2.1. It is however clear that all this freedom in the definition and management of group of qubits will require some exchange of information between quantum registers. In order to avoid that the complexity of this communication grows quadratically with the number of existing registers, an underlying run time **address manager** (transparent to the programmer) will take care of the qubit allocation status. This address manager will also assign chunks of free addresses when a register is to be created. An example of the different views of the logical quantum resources is given in fig.2.

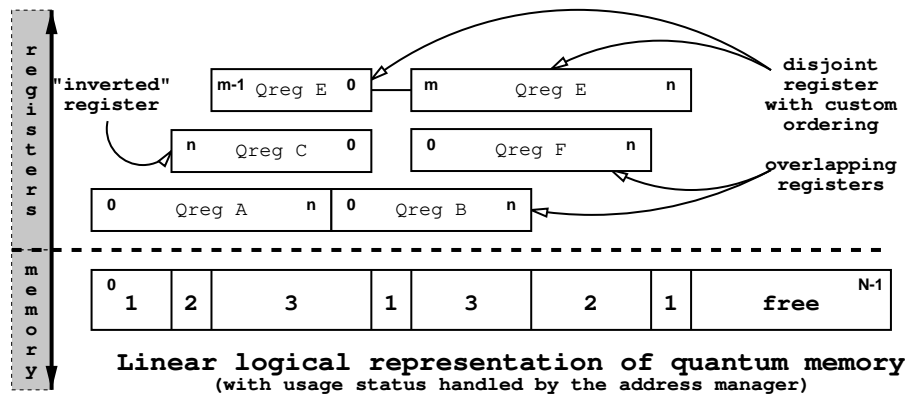


Figure 2: An example of a set of quantum registers. Registers may overlap or be disjoint and have arbitrary sizes and ordering. The usage status of each qubit in the quantum pool is maintained by an address manager.

The last brick of this building will be a data type which is able to remember a sequence of *quantum computational primitives* and act them on request with function-like syntax (functors) when fed with a quantum register, which we will term a **quantum operation** (see 2.2). The action of a quantum operation object onto a quantum register object will produce a stream of *byte-code* (i.e. already *parsed computational primitives*, with the syntax abstraction layer stripped away) to be fed into a run time byte-code *optimizer* and *manager* which can perform algebraic simplifications of the stream and interface to the quantum *device controller*. The translation between our generic programming language and a real quantum device with its specific hardware primitives takes place at this stage. This allows for a very simple way to substitute an emulator to the real device⁴. We will analyze the quantum operator syntax requirements more deeply in section 1.5.

The computational primitives (see 2.3) are basic unitary transformations of groups of qubits; it has been shown that we can achieve universality with only one and two qubit operations, so that the size of these groups need not be larger than two. It is not obvious that all these primitives are directly implemented in the quantum device as hardware operations: we will distinguish between software primitives (that is the basic operations in terms of which all the quantum algorithms will be expressed) and hardware primitives (that is the smallest computational operations which can be acted by a quantum device). Subject of this paper is the investigation of the former.

A detailed overview of the scheme proposed in this section is summarized in fig.3.

1.4 Compilation or interpretation ?

One of the outstanding problems with the previously shown approach is that, since quantum instructions are generated at run time without knowing them all, it is not clear how much their sequence can be optimized. Restating the subject, the quantum part of this language cannot be completely compiled, it must resort to interpretation, since it relies on the state of the classical machine. To some extent, the inability to compile quantum registers (i.e. resolve details of allocation at compile time) is due to the fact that they can have arbitrary sizes (differently from standard data types which have a fixed representation in memory). But the main reason is that this approach assumes that classical machine code will be executed by the CPU, while quantum machine code will be delivered to the specialized quantum device controller with access to quantum memory only. An example will clarify this statement; assume we want to execute the following code⁵ where `size` is a variable whose value is known only at run time:

```
Qreg myreg(size+1);
for (int i=0; i<size; i++) Hadamard(myreg(i,2));
```

This means applying a cascade of a particular quantum operation onto pairs of consecutive qubits inside a quantum register. An analogous example with only classical code could be compiled to machine code of some CPU provided that that CPU could increment counters and testing them for equality with some register's value. It is out of discussion that the quantum device controller should use quantum memory to simulate these classical operations, being it a very valuable resource. Hence the counter must be managed by the classical core of our *QRAM* machine, i.e. by the standard CPU; at each loop iteration the CPU increments the counter, checks it for being less than `size` and sends a `Hadamard` request to the quantum device controller with the appropriate indexes.

The alternative for a true compilation would be an extended CPU which incorporates the controller and its primitive operations or at least new primitives for talking to the controller, the same way it talks to the arithmetic coprocessor.

⁴What is appealing here is that all this machinery can likely be implemented by using a set of libraries and a standard compiler for an **object oriented** language. Our group is indeed trying to produce an instance of this idea using the C++ language.

⁵The notation will be defined in the following (see section 3), but the meaning should anyway be clear. The source code in the example is obviously simplifiable, we will return on this in a moment.

1.5 The implementation of operator composition and simplification

Now we want to show that it is possible to partially patch the problem shown in the previous section in a general way. Although the sequence of byte-code which is to be sent to the quantum device controller can be generated only at run time, we can try to separate the classical pre-processing from the code generation itself: this would reduce the required coherence time to the minimum. How can we do this? The simplest approach to the previous example would be declaring all the register subranges in advance inside a first loop, then acting all the quantum operations (delaying the initialization of the register at the time of the first operation of course):

```
Qreg myreg(size+1);
Qreg *ranges[size];
for (int i=0; i<size; i++) ranges[i] = new Qreg(myreg(i,2));
for (int i=0; i<size; i++) Hadamard(*ranges[i]);
```

But this is not the most efficient nor the most elegant approach. The reason for this is that although the management of qubit ranges is prepended to the code generation, the code itself is generated one instruction at a time: this keeps us from optimizing the sequence, which obviously can be reduced to a Hadamard matrix applied to the first and last qubit of the overall register (because it is a self-adjoint operation). What we really need is to generate the whole sequence of operations in advance, apply all the “possible” algebraic simplifications

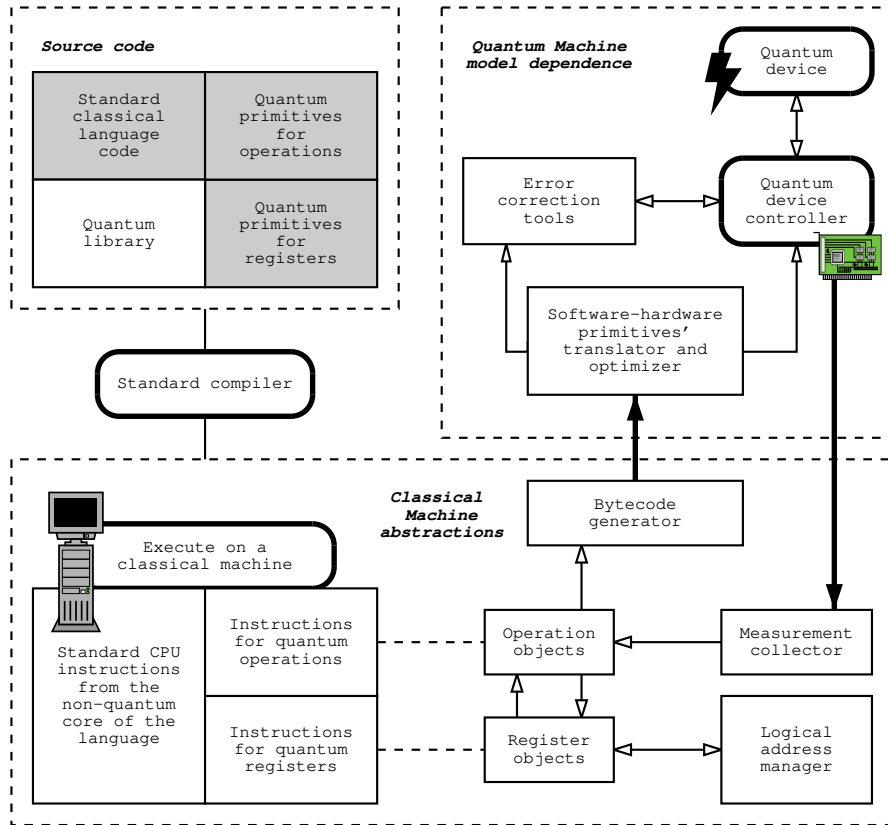


Figure 3: Overall scheme for a quantum device controlled by classical hardware, which details fig.1. The three shaded boxes are the resources available to the programmer. The big dashed boxes contain the source code level, the classical machine control and the quantum machine architecture dependence.

and then run it. For this to be possible we need the ability to *compose* operators and to insert additional informations (the same informations we before stored inside the register subranges) in the operator objects.

Let us concentrate now on a mechanism for storing this information. We will term the basic single qubit operators *general*: this means that they can be applied to registers with arbitrary size, and their action is to operate the basic single qubit operation in parallel on all qubits of the register. If we want to restrict the range of action of an operator, we will supply additional parameters at construction time, making the operator *selective*. The simplest type of selective operator is an operator which is supplied with an offset and a size: it will act its basic operation on the intersection between the register range and the supplied range. We could (and will) think to more complicated forms of selective operators, but what we have defined is enough to fulfill the previous goal. The code in the example can be rewritten as:

```
Qop Cascade();
for (int i=0; i<size; i++) Cascade &= Hadamard(i,2);
Qreg myreg(size+1);
Cascade(myreg);
```

Why is this rewrite preferable? Because the `Cascade` operator, which is initially created empty (i.e. the identical transformation), is subsequently augmented with selective Hadamard operations, which remember their range. The `&=` augmentation operation will embed a simplification routine which can reduce the operations to minimal terms (in this case a Hadamard matrix operated on the first and last qubit of the register), since it *sees* the *whole* code. Only now, when the construction of the operator is finished, the quantum register is allocated and initialized, and the simplified cascade is applied to it.

1.6 The implementation of pseudo classical functions

An open problem for a useful quantum language is how to implement pseudo-classical functions, that is transformations like $U_f : |x\rangle|y\rangle \rightarrow |x\rangle|y \oplus f(x)\rangle$ where $f : Z_{2^n} \rightarrow Z_{2^m}$ is a classical function and n and m are the sizes of the two previous registers respectively. We will introduce the possibility of automatically creating quantum operations from the definition of f in operator syntax in section 2.2 (quantum oracles), but we want to discuss the subject more extensively from a general point of view here.

What is generally assumed is that if we “know” a classical algorithm which calculates $f(x)$ for any given x in $[0, 2^n[$ with a number k of steps which is bounded by a polynomial in n independently of the input (an efficient classical function), we can find an implementation for U_f as a circuit with polynomial depth in k (an efficient quantum circuit).

What is to be remarked immediately is that if f is “known” through a classical black-box (for instance through a function pointer) it is useless as far as quantum computing is concerned. The reason for this is that getting the action of f through a black-box requires as many queries as the size of the input space, that is 2^n , an exponential number. Hence, if the classical preprocessing stage tries to understand f through a black-box, it experiences an exponential slowdown which basically nullifies any quantum gain. These considerations can be summarized in this way: we don’t need the ability to *call* the function but the ability to *inspect* its definition.

A second remark is that “function” in the current context means a mathematical function, i.e. a deterministic mapping of an input to an output. This definition is more restrictive than “function” in a programming language, because the latter may depend on global or static variables (including random number generators) as well as on run time conditions (like user input). In general, if the classical procedure depends on the state of the classical machine, it does not represent a functional mapping, but a family of functions.

We have therefore seen that automatic generation of quantum transformations from classical functions requires:

- access to the definition of the function;
- restrictions to the set of legal operations which can be performed inside the function.

We could think of fulfilling the first requirement in several ways. A skilled hacker would read the compiled machine instructions from the memory location pointed to by the function pointer and translate them on the fly into a sequence of quantum operations; this has however

the disadvantage of being machine dependent in the classical meaning and to recognize invalid⁶ statements only at run time. Unless we want to engage in such a pain we must give up any hope to use *precompiled functions* in *external libraries* and resolve the translation with an additional pre-processing stage before compile time. This option requires a parser which recognizes illegal instructions and creates a quantum version of the classical function through composition of quantum operations (this is almost a compilation if composition of operators is fast at run time).

Though it is one of the points in our work plan, we have not yet identified the best choice; for this reason in the following of this paper the knowledge of a classical function will be denoted through a function pointer (see for example 3.4), though it is clear that this approach is unfeasible.

2 Building blocks for quantum programming

2.1 Primitives for registers

Let us summarize some of the conclusions of the introductory section. A consequence of the basic rules of quantum mechanics is that an unknown state superposition of a quantum register cannot be in general inquired without destroying it. Since the state of quantum registers will contain the intermediate steps and the result of our computation, it must be regarded as a de facto unknown state, hence we cannot hope to *read* quantum registers while we are computing on them.

The main implication of this is that the programmer must think of a quantum register as of an *interface* to a portion of the quantum device, not as of an object carrying a *value*, unless of course he decides to measure it. Therefore the register must be basically a list of *distinct*⁷ **logical addresses** in the quantum random access memory array, and the language must provide a set of compliant operations on such lists, which will be specified in the following. While all addresses in the same register are distinct, the inability to make copies of the register content requires that we must be able to have more than one register reference the same logical qubit(s); this is the main reason for the existence of the **address manager** for the logical qubits pool which keeps trace of the usage count.

1 Register allocation

In our scheme quantum register *allocation* is dynamic in nature. This means that when a fresh (i.e. unused) group of qubit locations is requested because a quantum register is going to be created, the quantum address manager must be contacted and it must return a bunch of addresses suitable for the new register. Whether this involves contacting the quantum device controller or not is implementation dependent.

Quantum registers can be created with arbitrary size (provided the quantum device is powerful enough!), the smallest register interfacing to a single qubit. This is different from standard data types which have a fixed representation (i.e. one byte, two bytes, four bytes and so on). The need for arbitrary size arises from quantum algorithms exploiting coherent superposition of states which most of the times means that different parts of a register are entangled: it is not possible therefore to run a computation on two registers, collect the results and subsequently join them in order to gain the result of a double sized register without a quadratic slowdown⁸. This was possible with standard registers because they are never entangled.

We will assume that once a register object is created, it cannot be resized (exception made for the register destruction). This is not a limit, since the syntax will allow

⁶Invalid here means “quantumly” invalid, that is dependent on the state of the classical machine, as said before. This condition cannot be recognized by a standard compiler.

⁷Distinctness is required because multi-qubits operations need distinct physical locations; by assuming that all registers contain by construction only distinct addresses we can avoid checking this condition when a register is fed into a quantum operation object.

⁸A simple example is the quantum Fourier transform. Suppose you want to run a Fourier transform on n qubits, but you only have $n/2$ sized registers. It is not possible to run the transform without multi-qubits operations among qubits of both registers. This boils down to say that you are using the two registers as a whole, so that it is simpler to allow this in the register syntax.

referencing a part of the register through another register. Hence we are assuming that we don't need automatically resizing registers, like C++ integer types and differently from `lisp` (i.e. `bignumbers`). This implies also that the programmer or the library functions must extend their representation of numbers with ancilla qubits explicitly.

2 Register addressing and concatenation

As already explained, the programmer must be able to operate on registers which are parts of already existing ones; this should work like C++ references, that is no further resource is requested from the quantum device, it is not even contacted. All the book-keeping work is done by the quantum address manager which must remember how many registers are using any given portion of quantum device (otherwise there would be no way to know when a portion is free).

Therefore the register object syntax must support the *addressing* operation (that is, creating a register from a subsection of an old register) and the *concatenation* operation (that is, creating a register from the juxtaposition⁹ of two old registers). A proper combination of these two operations allows for the creation of a register which is the most general reorganization of the used portion of the quantum device.

3 Register Swap

Some quantum operations, most notably the quantum Fourier transform, require the swap of the order of qubits inside the register they operate on at the end of the operation in order to preserve a standard convention for the most or least significant qubit. While this swap is on one hand desirable because it reduces the number of mistakes the programmer can cause, it is on the other hand a waste of temporal resources for a quantum device with tight temporal bounds due to decoherence.

In order to meet these two requirements our quantum programming language will provide the two *swap* operations (swap of the order of qubits inside a register and swap of the qubits of two different registers) both implemented as a reorganization of the list of addresses of the involved registers. This means that neither the quantum device nor the address manager is contacted, and if the internal representation of the list of addresses is swap oriented it becomes an almost cost free operation.

It must be noted that the quantum device controller may have a hardware swap primitive, but it must be completely disjoint from the software one: hardware swaps should be used only to meet locality requirements posed by other operations, in which case the swap should be completely transparent to the high level language.

4 Register deallocation

Register deallocation is the act of destroying the classical object which represents the interface to a portion of the quantum device. Before being eliminated, this object must communicate with the address manager to *release* the allocated resources. As a consequence of this, the usage count of a part of the quantum device can drop to zero, which means that that part is free for a new allocation. Optionally, a message can be sent from the address manager to the quantum device controller in order to force decoherence (*implicit measurement*) exactly at destruction time, in case the coherence time of the device is so large that interaction between environment and the released part can occur with significant probability while this part is still entangled with registers under computation¹⁰.

⁹Concatenation requires more bookkeeping than simple addressing, because we must check at run time that all the addresses in the new register are distinct.

¹⁰Standard quantum computation textbooks assumes that the quantum device may be isolated arbitrary well from the environment, i.e. if we have a generic entanglement of two registers $\sum_{xy} \alpha_{xy} |x\rangle|y\rangle$ and we "forget" about the second one, then the forgotten register evolves with the identity matrix. In this approximation, if the first register is subject to a unitary evolution U and then to a projective measurement in the computational basis, the probability of getting some value \bar{x} is always $\mathcal{P}(\bar{x}) = \sum_y \left| \sum_x \alpha_{xy} U_{x\bar{x}} \right|^2$, independently of whether we perform a measurement on the second register before U or not. But in a real quantum computer, during the "execution" of U , the second register will in general undergo an unwanted environment interaction W ; in this case, if the measurement of the second register is not performed before U , the measurement probability is changed to $\tilde{\mathcal{P}}(\bar{x}) = \sum_{y'} \left| \sum_{xy} \alpha_{xy} U_{x\bar{x}} W_{yy'} \right|^2$. Therefore, for real quantum computer implementations, forced disentanglement should be considered.

2.2 Quantum Operators and their manipulation

Quantum operator objects will be the counterpart in our language of generic unitary transformations of finite dimensional register Hilbert spaces, that is matrices in $U(2^n)$. As it is well known (see for example the clean proof in [10]), all such unitary transformations can be built out of a smaller set which contains only matrices acting non-trivially on a one or two level subsystem of the original Hilbert space (though this construction cannot in general have polynomial time complexity). Furthermore, this set can be generated by a finite one containing some single qubit operations and a single two-qubit operation; we will deal with this set in section 2.3.

As already said, decomposition into primitives has exponential complexity in general, but this is not the case, of course, for efficient quantum algorithms, which have both time (circuit depth) and size requirements which are polynomial in the input size; on the other hand, representing a transformation by its matrix elements without any compression scheme is always exponential in the input size. An efficient scheme for quantum operators should therefore be *(de)composition oriented*.

The action of quantum operators (being originated by time evolution operators) is to modify their input state vector (register). We will assume hence that all quantum operations will be acted by a syntax like `an_operator(a_register)`, where `a_register` is the input register which is to be thought as passed by reference.

We have already discussed in section 1.5 how the action of *primitive* operators can be customized even without changing the input register, through the use of general and selective forms; let us only recall that this is equivalent to store the information about which qubit lines are interested by the operation at every circuit stage inside the operation object instead of inside the register object.

1 Primitive operator localization

Each single qubit quantum primitive will act by default as a *general* operator, that is it will apply the basic operation to all qubits in the supplied register at execution time. For two qubit operations we could consider general operators those which apply the basic operation to pairs of qubits respectively in the first and second half of the register.

Localization is the method through which we store inside the primitive operator additional information about which qubits it will act upon when presented with a register. The simplest localization is the *range localization*, in which the primitive is restricted to act only on the intersection between the register and a subrange stored inside the operator.

2 Operator composition

Composition is the basic building block for complex operators. Composing two quantum operator objects will return an operator object which, when executed, will perform (a copy of) the two arguments at the time of composition in the specified order. After the composition has been performed, there is not further relations between the arguments and the result. It is possible to use the composition of two operators in the constructor of another one. Since we think to implement non-primitive operators with lists of primitives and other operators, composition should be as easy as copying and splicing the two lists. A more elaborated analysis of the problem of composing operators can be found in section 1.5.

3 Operator conjugation

Given a quantum operator U , we need a way to specify its adjoint (i.e. inverse) U^\dagger . The *conjugation* operation may act on the quantum operator object in place, transforming it into its conjugate operator, or create an additional object with the same properties. We will therefore have both the mutating and the non-mutating operation. In the “list of simpler operations” scheme this is easily achieved by iterating through the list in the reverse order and conjugating all its elements. All the primitive gates should have their adjoint gate implemented as a primitive (or be self-adjoint on their own).

4 Oracles for classical functions

Given a classical function $f : Z_{2^n} \rightarrow Z_{2^m}$, it is often of interest in quantum computation the mapping $U_f(|x\rangle|y\rangle) = |x\rangle|y \oplus f(x)\rangle$, the two register having respectively size n and

m . This mapping is called an *oracle operator* and is always self-adjoint, independently of f being reversible, since $U_f^2(|x\rangle|y\rangle) = |x\rangle|y \oplus f(x) \oplus f(x)\rangle = |x\rangle|y\rangle$. A special case is the quantum *fanout* operation, $|x\rangle|y\rangle \rightarrow |x\rangle|x \oplus y\rangle$, which copies elements of the computational basis (fanout cannot be extended to generic states due to the no-cloning theorem). The oracle operator is needed to insert non-injective classical functions in the quantum computing scheme¹¹. An oracle operation will in general create entanglement between the two involved registers.

We want to be able to build the U_f operator automatically once the programmer has specified f by using the formalism of the underlying classical language (for a longer discussion on the problems this facility rises refer to section 1.6). If f is boolean (that is $m = 1$) we also want the *phase oracle*, that is the mapping $P_f(|x\rangle) = -1^{f(x)}|x\rangle$, which can be built from the previous oracle with an ancilla qubit.

5 Controlled unitary operations

A *register controlled U operation* is a quantum operation which performs as follow: $C_U|x\rangle|y\rangle = |x\rangle U^{\delta_{x,1}}|y\rangle$, that is it applies the U transformation to the second register when all the qubits in the first one are found in $|1\rangle$. This operation is unitary but not self-adjoint; its adjoint is the controlled U^\dagger operation. We need a construct which creates this controlled operation once U and the size of the control register are supplied. It will in general use some ancilla qubits during execution.

6 Computational basis permutations

When a classical function $f : Z_n \rightarrow Z_n$ is reversible it is not necessary to use an additional register to guarantee unitarity, like for the generic oracle functions: the result can overwrite the input in the same register. Due to bijectivity, every reversible function defines a re-shuffle of the computational basis element, that is a *permutation*. This operation does not in principle require ancilla qubits. We should find a way to describe an arbitrary permutation in a classical language and another way to implement it efficiently on the quantum machine.

2.3 Computational primitives

The computational primitives are the basic quantum operators which we will use to build up all the other ones. They will be represented by classes whose instances act onto quantum registers. They **must** be the only way to interact with the quantum device. Choosing a universal set of computational primitives together with a proper syntax for them (see the previous section and 1.5) will ensure that every and only quantum circuit in the *QRAM* model can be expressed by our quantum language.

In this scheme it is quite simple to extend the language with further primitives if they are proven useful.

1 Register initialization and assignment

The most obvious primitive for a quantum register is its *initialization* to an element of the computational basis. On a realistic quantum device this will involve setting all the register qubits to some state (e.g. $|00\dots 0\rangle$ or $|11\dots 1\rangle$) and subsequently perform the required “not” gates to turn the representation to an arbitrary integer. Whichever the implementation, we require that initialization of a register is a bounded time operation, independent of the register size. It is moreover evident that *assignment* of an integer to a quantum register is the same operation as before, and involves a re-preparation of the register qubits.

2 Register measurements

The programmer must be able to inquire (*measure*) a register and obtain an element of the computational basis (that is an integer number or a sequence of them) to be used in the following of the algorithm. Though it is always possible to move the measure(s) to the end of the quantum subroutine, this is not guaranteed to be the optimal approach

¹¹This is most often needed when a classical algorithm for verifying a candidate solution is available, and we want to speed up the search of a good solution by generically exploiting quantum superposition, like in the Grover algorithm.

with respect to efficiency. Therefore, we will not suppose in advance that the algorithm must be classical immediately after the measurement¹². This operation is the only blocking one with respect to the code flow in the classical core, because the classical run time environment must wait for the quantum device to operate all the generated byte-code, perform the measurement and return the result.

3 Register random assignments and decoherence

The quantum device can use the measurement of a register in order to implement a *random assignment* for the programmer¹³. This kind of measure without knowledge of the result can also be used to implement the so called *implicit measurement* or *dissipation*, i.e. the decoherence of an ancilla register entangled with the current working register which randomly select one of a set of suitable subspaces.

An important remark is that it is not obvious that we have to use the same hardware measurement procedure as for register measurements: since in this case we don't need to know the value, it is sufficient for the register to interact with the environment and collapse; this also means that this operation is non-blocking, i.e. the classical machine does not have to wait for the operation to finish before issuing another command to the quantum device.

4 Welsh-Hadamard transform

The first of the single qubit primitives we will use is the *Welsh-Hadamard transform*. It performs the Hadamard matrix¹⁴ on all the logical qubits of its argument. This ability will be exploited at high level to provide two primitives that are indeed the same but used for “different” duties. When the Hadamard sequence is applied to the $|0\rangle$ element of the computational basis we get the superposition of all computational basis elements and this allows us to calculate all the computational paths together ($|0\rangle \rightarrow \frac{1}{\sqrt{N}} \sum_x |x\rangle$), usually known as *quantum parallelism*.

If on the other hand the transform is applied to a superposition of states it creates new amplitudes which are a linear combination of the old amplitudes, so that the probability of getting a value (squared amplitudes) is related to a global property of the system ($\sum_x a_x |x\rangle \rightarrow \sum_{z,x} (-1)^{x \cdot z} a_x |z\rangle$); this is usually known as *quantum interference*.

5 Universal gate set

The Hadamard transform must be complemented with a set of single qubit gates and at least one two-qubit gate, for generation of entanglement, in order to have a universal gate set from which all unitary transformations can be implemented. This choice is by no means unique, and most important it is not obvious that we want the minimum number of elementary gates, because this is not guaranteed to be the most efficient approach.

We will choose rotations along the z axis (that is generated by the σ_z Pauli matrix) parametrized by a real angle ($R(\phi)|x\rangle = e^{2\pi i x \phi} |x\rangle$ for $x \in \{0, 1\}$) and the corresponding controlled z -rotations as two-qubit gates. The proof that this set is redundantly universal has been given in [10].

In the following we will make intensive use of a special subset of these rotations with $\phi = 2^{-k}$ for some integer k , i.e. $R_k = R(2^{-k})$. A z -rotation is not the most general rotation on a Bloch sphere, so it is wiser to call this primitive *Phase* better than *Rotation*.

6 Fourier transform

Given the importance of the *quantum Fourier transform* in current quantum algorithms, we believe that a primitive which performs it on an arbitrary length quantum register, leaving the result in the register itself, would do a better job than a library function. We believe this because it is possible that specific quantum hardware could implement

¹²See the example about the inverse Fourier transform with intermediate measurements in (3.3): using the outcome of the measurement in the remaining of the algorithm gives sometimes rise to a speedup.

¹³It is sufficient to prepare a state $|\phi\rangle = \frac{1}{\sqrt{N}} \sum_x |x\rangle$ in the uniform superposition of all computational basis states, then measuring it and automatically we have a random number in the register. The probability distribution can be made non uniform by adding a generic unitary evolution U before the measurement.

¹⁴The Hadamard matrix interchanges the computational basis $\{|0\rangle, |1\rangle\}$ and the Bell basis $\{\frac{|0\rangle+|1\rangle}{\sqrt{2}}, \frac{|0\rangle-|1\rangle}{\sqrt{2}}\}$ of a single qubit. When applied in parallel onto all the locations of an n -qubit register it maps $|x\rangle$ to $2^{-n/2} \sum_z (-1)^{x \cdot z} |z\rangle$ where $x \cdot z$ is the bitwise scalar product of x and z (the parity of x with respect to z).

the transform at low level more efficiently than a sequence of standard Hadamard gates and controlled z -rotations (the state of the art is summarized and improved by Cleve and Watrous [11]), probably with complexity $O(n)$ or better. Leaving the quantum Fourier transform as a primitive in the byte-code will allow each particular architecture to perform hardware optimizations.

2.4 Assumptions on quantum hardware

The real computational complexity of a quantum algorithm depends on which computational primitives are implemented in the hardware of the quantum device as constant time operations. Though we want this programming language to be as general as possible, hence adaptable to a variety of quantum devices, some minimal assumptions were made in the previous sections more or less implicitly. We will now review them.

- **Implementation of computational primitives**

All single qubit computational primitives, independently of the qubit location they are operating on, must be translated onto the device as constant time operations, though it is not necessary a one-to-one correspondence. Failing to comply with this requirement would make it impossible to control the computational complexity of quantum algorithms at the software level, forcing it to be hardware dependent.

- **Locality of two qubit operations**

All computational primitives which are two qubit operations must be mapped to constant time hardware primitives, provided that the involved qubit locations are adjacent. An open problem is how to deal with situations in which the locations are not neighbouring: it seems currently too restrictive to require that operations at arbitrary distance can be performed at all, leave complexity requirements alone¹⁵.

- **Parallel operations**

Quantum operations must be parallelizable in a scalable fashion. This means that performing a quantum operation on a set of qubit locations must have the same complexity as performing it on a single qubit. This is to allow some operations like register initializations or Hadamard transforms to be performed in constant time. This is also an error avoiding feature.

3 Code fragments

This section will present some examples of source code for an implementation of the ideas presented in this paper which is based on the C++ programming language. Three reference tables at the end of this paper provide a more formal definition of the objects and primitives which have been individuated in this paper, but any programmer acquainted with C++ or C should not have problems. Quantum registers, defined in section 2.1, are summarized in table 1; quantum operations, defined in section 2.2, are summarized in table 2; computational primitives, defined in section 2.3, are summarized in table 3. These tables are preliminary

3.1 Computational basis subset

In the spirit of providing the programmer with a set of high level intuitive tools, the base language should be complemented by a standard library. The content of this library should standardize through feedback with real programming needs, hence we don't even try to sketch it here. Just to clarify the kind of functions which should be included, consider a routine which accepts an array V of integers and prepares the uniform superposition of the elements of the

¹⁵A first solution could be having the quantum device implement a very fast qubit swap hardware operation. It should be then in charge to the device controller to calculate the minimal paths which, once combined with swaps, would allow all two qubit operations to be performed between adjacent locations. But there are also models in which locality is not required, like the proposal by Raussendorf and Briegel [17] in which a maximally entangled state is created at the beginning and all subsequent computation is performed through single qubit operations and measurements at the cost of a constant factor both in space and time.

computational basis which correspond to these integers (in linear time with respect to the size $|V|$ of the array):

$$|0\rangle \rightarrow \frac{1}{\sqrt{|V|}} \sum_{x \in V} |x\rangle$$

Such a procedure could be used to encode constraints for a search problem in the initial state of a register; it is described in detail in [18], where however the lack for a standardized notation causes a blow-up of custom symbols, which makes it more difficult to understand the routine flow.

```

Qreg *create_constraint(const vector<unsigned long> &values) {
    unsigned long MaxElement = *max_element(values.begin(), values.end());
    Qreg::size_type register_size = ceil(log(MaxElement)/log(2.0));
    Qop C_Fanout(Fanout, 1);
    Qop C_Set_utility(Not, register_size);
    Qop *C_Custom_rotations[values.size()];
    for (int i = 0; i < values.size(); i++)
        C_Custom_rotations[i] = new Qop(prepare_custom_rot(values.size()+1-i), 1);
    Qreg *new_register = new Qreg(register_size);
    Qreg &output = *new_register;
    Qreg input(register_size);
    Qreg utility(2, 1);
    Qreg copy_me = input & output;
    Qreg control_copy_me = utility[1] & copy_me;
    Qreg control_utility = output & utility[0];
    for (int i = 0; i < values.size(); i++) {
        input = values[i];
        C_Fanout(control_copy_me);
        Fanout(copy_me);
        Not(output);
        C_Set_utility(control_utility);
        (*C_Custom_rotations[i])(utility);
        C_Set_utility(control_utility);
        Not(output);
        Fanout(copy_me);
        C_Fanout(control_copy_me);
    }
    return new_register;
}
}

```

Comments

An array of unsigned integers is passed to the procedure, which calculates how many qubits are necessary to store these numbers (**register_size**) and creates all the necessary operators. Then it creates two registers with this size (**input** and **output**) initialized to $|0\rangle$, and an additional two qubit **utility** register initialized to $|01\rangle$. At the end of the routine the **output** register will be returned to the caller, loaded with the correct superposition of computational basis states, while the others will be released for further use (this is the reason why **output** is dynamically allocated). The state of the second qubit of the **utility** register, **utility[1]**, will distinguish the “stored patterns” component ($|0\rangle$) from the “processing term” ($|1\rangle$). The system at the beginning is therefore all “processing term”.

For each input, the **input** register is prepared to hold its value through an “assignment”; then the **C_Fanout** operator copies the input into the **output** register of the processing term (because it is controlled by **utility[1]**). Then a sequence of **Fanout** and **CNot** makes all qubits of the **output** register $|1\rangle$'s for the processing term; the state of the first utility qubit is then changed for the processing term only by controlling on the state of the **output** register.

Now, the central operation: a controlled x rotation (prepared by an auxiliary routine) is performed on the **utility** register which moves an appropriate “amount” of processing term to the stored pattern component. Then all other operations

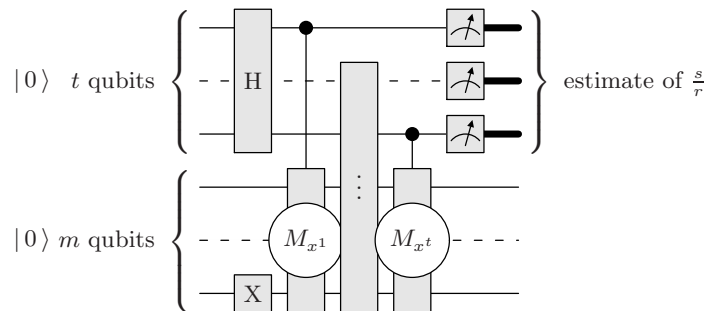
are undone in the reverse order, so that the processing term will return to the initial situation, the stored pattern component remaining untouched. The x rotation has such matrix elements that after exactly `values.size()` of these iterations the system is found completely in the stored pattern component.

The routine could be optimized by composing all the operator objects before allocating the registers, but as a first example it was better to stick to simplicity. What we wanted to remark with this example is that:

- encoding the algorithm within the framework of a programming language solves the notational ambiguities of the original paper [18], eliminating meta-data like subscripts, whose meaning could only be understood by human beings, not by automatic tools (interpreters and compilers).
- formalizing the procedure as a sequence of computational primitives opens the way to automatic optimizations of the code, like those proposed in the operator composition section (1.5).

3.2 An example with phase estimation

This second example is an implementation of the phase estimation algorithm. The interested reader can find further details in [3]. Phase estimation is a building block of the randomized order finding algorithm, which computes the order r of x with respect to N , where x and N are two coprime integer variables with $x < N$. In a few words, the phase estimation routine returns a rational mantissa which approximates s/r where s is a random number in $[0, \dots, r-1]$. The result is to be passed through the continued fraction algorithm in order to extract the order r . The phase estimation routine accepts two additional parameters, ϵ and n , $1 - \epsilon$ being the probability bound with which we can rely on having n exact digits in the decimal expansion of s/r . This subroutine should be located in the standard library. The corresponding circuit is:



```
int do_order_finding(int x, int N, int n, float epsilon) {
    int t = n + ceil(log(1+1/(2*epsilon))/log(2));
    int m = ceil(log(N)/log(2));
    Qop multiply(generate_multiply(m, N));
    Qop c_multiply(multiply, 1);
    Qreg phase(t);
    Qreg eigen(m, 1);
    Mix(phase);
    for (int i=0; i<t; i++) {
        c_multiply(phase[i] & eigen, x);
        x = ((x*x) % N);
    }
    return Measure(phase);
}
```

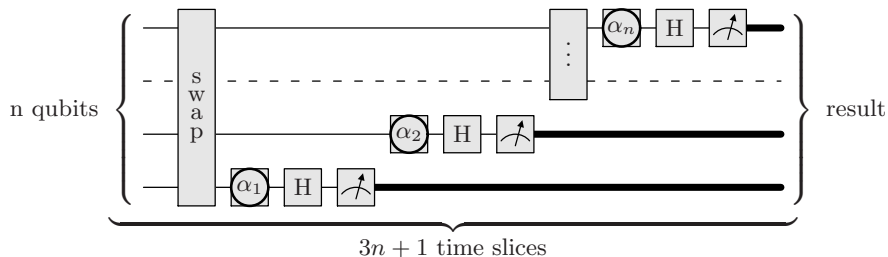
Comments

The first lines simply calculate how many qubits we need in the phase register (`t`), and how large the eigenvector register must be (`m`) in order to host `N`. Then the `multiply` quantum operator object is created which implements the multiplication modulo `N` of an `m` sized register by its execution time argument, writing the result

back into the register. Its creation is delegated to an helper function located in the standard library. Then the `c_multiply` controlled operation is created which uses a one qubit control register and a target register as large as that of `multiply` (it will therefore operate on $m+1$ sized registers). Everything up to now is classical preprocessing, the real quantum routine starts with the creation and initialization of the phase and eigenvector registers. Then a sequence of Hadamard matrices is applied to the phase register, transforming its state into the uniform superposition of all computational basis states, before entering the main loop. Inside the loop the controlled multiplications are operated by passing the control qubit and the target register together; the additional parameter is passed to the inner list of operations which perform multiplication. Since x will be (classically) squared each time, this implements modular exponentiation. The last step measures the register and returns the phase estimate.

3.3 An example with intermediate measurements

The third example is an implementation of the inverse Fourier transform followed by a measurement; this idea is taken from [15]. The routine will calculate the inverse transform and measure the register; hence this is likely the last step of a computation, since the register is found in a classical state after the measurement and no further quantum parallelism can be exploited. The basic idea is that since the quantum properties of the register are to be “destroyed”, we can perform measurements of single qubits during the computation and use the results in order to diminish the number of overall two qubits operation from $O(n^2)$ to $O(n)$. The corresponding circuit is:



```
int do_Fourier_measure(const Qreg &register) {
    int length = register.size();
    int mantissa = 0;
    double angle = 0.0;
    Swap(register);
    for (int i = 0; i < length; i++) {
        Qreg a_qubit = register[i];
        Qop_Phase custom_phase(angle);
        custom_phase(a_qubit);
        Mix(a_qubit);
        bool bit = Measure(a_qubit);
        angle /= 2.0;
        angle += (bit ? .25 : .0);
        (mantissa << 1) += bit;
    }
    Swap(register);
    return mantissa;
}
```

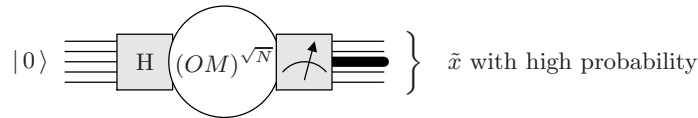
Comments

This routine depends upon the register size (number of qubits), which can be read from the `register` object which knows its extension. At the beginning the `mantissa` to be rebuilt and the phase `angle` are initialized. The `register` object is then swapped: this corresponds to the reordering of the qubit lines in every standard circuit for the quantum Fourier transform (this does not involve contacting the address manager, it is only a reorganization of the internal fields of the

register object). Then the main loop over all qubits begins. At each iteration a reference to a single qubit is taken and this reference is subject to three single qubit operations: a controlled phase $e^{2\pi i\alpha}$ parametrized by a floating point **angle** α , a Hadamard transform and a measurement. The measurement prunes the computational history now instead of at the end and can be done since this qubit will be used only as a control from now on. This scheme of course assumes that the measurement and the result collection together are a fast operation. In the second part of the iteration the rotation **angle** is modified for the next qubit and the measured **bit** value is pushed into the **mantissa**. Before returning the result, the **register** is swapped again to restore its original status. In this routine classical and quantum operations are interspersed: we would have no gain in collecting all classical ones at the beginning however, since the **register** is already allocated (it is passed as an argument), hence decoherence is already working.

3.4 An example with Grover’s algorithm

The last example is the well known Grover’s algorithm [19] which finds one or more elements in an unstructured input space with a quadratic speed-up with respect to the classical case. The only request is that the corresponding problem oracle (the quantum operation $|x\rangle|y\rangle \rightarrow |x\rangle|y \oplus f(x)\rangle$) can be efficiently implemented once the classical function f is known. The following example is the simplified version in which there is exactly one good input, marked with 1 by the oracle function f , that is $f(x) = 1$ if and only if x is the searched element \tilde{x} . The range of inputs is $[0, \dots, N - 1]$ where $N = 2^n$. The corresponding circuit is this (where O is the phase oracle operator and M is the so called “inversion about mean”):



```
bool g(int x) { return (x==0); }
int run_Grover(bool(*f)(int), size_t n) {
    int repetitions = sqrt(pow(2.0,n));
    Qop phase_oracle(f,n);
    Qop invert_zero(g,n);
    Qop invert_mean = Mix & invert_zero & Mix;
    Qop Grover_step = invert_mean & phase_oracle;
    Qreg input(n,0);
    Mix(input);
    for (int i=0; i<repetitions; i++) Grover_step(input);
    return Measure(input);
}
```

Comments

At the beginning the number of iterations to be performed is calculated. It is well known that this number scales as $O(\sqrt{N})$. Then the **phase_oracle** and **invert_zero** operators are built; they rely on automatic translation from the corresponding classical function provided by the language implementation; for instance, the inversion about zero only requires two lines from the programmer (the first line is the definition of a function which returns 1 only when the input is 0). This is a major difficulty in the language implementation and is discussed at length in 1.6. Once these two operators are ready, it is a matter of composition to build up the **inversion_mean** (inversion about mean) and the basic **Grover_step**. Please note that up to now everything is classical preprocessing. The quantum part of the routine starts when an **input** register is created with the appropriate size for holding the input range; then this register is subject to a Hadamard transform on each qubit in order to generate the uniform superposition of all possible inputs. When the **input** is ready, the **Grover_step** is applied **repetitions** times, the iteration counter being classically controlled. The algorithm is terminated by a register measurement which returns \tilde{x} with high probability.

4 Related works

A few papers can be found in the literature concerning the problem of quantum programming. Knill [7] moved a first step towards standardizing notation, but no scheme for implementing an automatic translation of this notation into low level primitives was proposed. Sanders and Zuliani [16] began developing a formal semantics, whose main aim was the verification of programs against their specifications (i.e. an automatic tool for verifying that a program really implements the desired unitary transformation). B.Ömer [12, 13] on the other hand developed a procedural formalism (Quantum Computation Language, *QCL*) which shares many common points with our approach. We will list here therefore only the differences where we regard our choices as improvements:

- *QCL* implements only a limited subset of common modern classical programming paradigms. For instance there is no notion of overloading, pointers, object oriented structures, We have already stressed that building a quantum language on top of existing classical languages seems the right way to go, in order not to be overcome by improvements in standard programming techniques;
- *QCL* is an almost completely interpreted environment; this includes interpretation of classical code. Our approach tries to move as much interpretation as possible back to the compilation stage. No source code parsing is done at run time;
- Though we have not yet addressed the problem at low level, we plan to integrate construction of pseudo-classical operators out of the definition of the classical counterpart. *QCL* only allows custom subroutines for this task (called `qfunct`); this approach however prevents automatic optimization directly in the constructor of the quantum operator.

Conclusions

We have proposed a set of high level primitives and a run time environment for programming a *QRAM* machine which define in a general way the interface between the classical core and the quantum subsystem of such machines, moving the quantum abstraction up to classical code and making it easy to switch from real quantum devices to quantum simulators and between different models of quantum hardware and different schemes for quantum circuit translation. The problem of how much of the quantum part of this interface can be compiled or only interpreted has also been raised. There is an ongoing effort to provide a working implementation of the ideas indicated in this paper through a library using the C++ programming language, which will eventually be presented in a future paper. This library should also include a first attempt at automatic generic optimizations like those described in section 1.5. This implementation is the first step in our work plan for providing a complete suite for programming a quantum machine down to the hardware level. Once this task will be accomplished, it will be a very valuable tool both for testing operation times before a real quantum computer is available and for automatic generation of control instructions for quantum device without assuming specific hardware knowledge from the generic “quantum” programmer.

Quantum registers: Qreg objects

<i>Name</i>	<i>Prototype</i>	<i>Comments</i>
The register class	<code>class Qreg;</code>	
Type for a qubit address	<code>Qreg::address</code>	Unsigned integer
Type for a register size	<code>Qreg::size_type</code>	Unsigned integer
Type for an initialization	<code>Qreg::value</code>	Unsigned integer
Register default constructor	<code>Qreg::Qreg(size_type s = 1, value v = 0);</code>	Creating a quantum register involves contacting the address manager for allocating <code>s</code> qubits (default is one). The register is then initialized to the value <code>v</code> (default value is 0).
Register destructor	<code>Qreg::~~Qreg();</code>	Destroying a quantum register involves contacting the address manager and releasing the allocated resources. If the address manager reports that the resource becomes globally free, the register can force decoherence in the quantum device.
Register copy constructor	<code>Qreg::Qreg(const &Qreg r);</code>	This creates a new register which references all the addresses contained in register <code>r</code> and nothing other.
Register assignment	<code>void Qreg::operator=(value v) const;</code>	This assignment is indeed an initialization to the supplied value <code>v</code> . Assignment between registers cannot be performed, due to the no-cloning theorem.
Register swap	<code>void Qreg::swap(void);</code>	This method inverts the ordering of qubits inside the register (it is completely classical and does not contact the address manager).
Swap between registers	<code>void Qreg::swap(Qreg &r);</code>	This method interchanges the addressed qubits between the two registers (it is completely classical and does not contact the address manager).
Qubit addressing	<code>Qreg Qreg::operator[](address a) const;</code>	This method creates a new register which contains only the address of the <code>a</code> -th qubit of the current register.
Qubit range addressing	<code>Qreg Qreg::operator()(address a, size_type s) const;</code>	This method creates a new register which contains only the range of addresses between the <code>a</code> -th one and the <code>a+s</code> -th one of the current register.
Register concatenation	<code>Qreg operator&(const &Qreg r_1, const &Qreg r_2);</code>	This global function creates a new register which contains all addresses of registers <code>r_1</code> and <code>r_2</code> together in the same order.
Register size	<code>Qreg::size_type Qreg::size(void) const;</code>	This method returns the number of qubits referenced by the current register.

Table 1: Syntax summary for the `Qreg` class, which is an implementation of the idea of quantum register.

Quantum operators: Qop objects

<i>Name</i>	<i>Prototype</i>	<i>Comments</i>
The operator class	<code>class Qop;</code>	
Default constructor	<code>Qop::Qop();</code>	The default constructor creates an “empty” operator, that is the equivalent of the identity matrix. It can be extended through the composition and augmentation primitives.
Oracle on f	<code>Qop::Qop(int(*f)(int), size_t in, size_t out);</code>	This constructor creates a quantum operator which is an oracle for f , that is it performs $ x\rangle y\rangle \rightarrow x\rangle y \oplus f(x)\rangle$, where the first register has size <code>in</code> and the second one has size <code>out</code> .
Phase oracle on f	<code>Qop::Qop(bool(*f)(int), size_t in);</code>	This constructor creates a quantum operator which is a phase oracle for f , that is it performs $ x\rangle \rightarrow (-1)^{f(x)} x\rangle$, where the input oracle has size <code>in</code> .
Controlled U	<code>Qop::Qop(const Qop &op, size_t ctrl);</code>	This constructor creates a quantum operator which is operator <code>op</code> controlled by a register of size <code>ctrl</code> .
Copy constructor	<code>Qop::Qop(const Qop &op);</code>	This constructor creates a copy of the sequence of operations contained inside the operation <code>op</code> .
Operator composition	<code>Qop operator&(const Qop &op_1, const Qop &op_2);</code>	This global function creates a quantum operation which is the composition of operations <code>op_1</code> and <code>op_2</code> . An generic simplification module can be attached here.
Operator augmentation	<code>Qop &Qop::operator&=(const Qop &op);</code>	This method compose the current operator with operator <code>op</code> and writes the result back in the current operator itself. An generic simplification module can be attached here.
Operator adjoint (in place)	<code>Qop &Qop::adjoin(void);</code>	This method modifies the current operator in place in order to transform it into its adjoint. It should be a very fast operation.
Operator adjoint (new)	<code>Qop Qop::operator!(void);</code>	This method creates a new operator which is the adjoint of the current operator.

Table 2: Syntax summary for the Qop class, which is an implementation of the idea of quantum operator.

Computational primitives

<i>Name</i>	<i>Prototype</i>	<i>Comments</i>
Primitive operator class	<code>class Qop_primitive : public Qop;</code>	Each primitive class will implement a primitive operations. Primitive operations can come in two forms: general and selective.
Measurement (blocking!)	<code>Qreg::value Measure(const Qreg &r);</code>	Measurement results are the only feedback from the quantum device. The operation is blocking, that is the classical machine must wait till the measurement is performed and the result is returned.
Random assignment	<code>void Collapse(const Qreg &r);</code>	This forces a measurement on the quantum device but the classical machine does not wait for the completion of the operation before issuing new commands.
Generic Phase (Z-rotation)	<code>class Qop_Phase : public Qop_primitive;</code>	This class implements a generic z-rotation, depending on the parameter specified at construction time.
Rational Phase (Z-rotation)	<code>Qop_Phase::Qop_Phase(const int k);</code>	This operation implements the transformation $ 0\rangle \rightarrow 0\rangle$ and $ 1\rangle \rightarrow e^{2\pi i/2^k} 1\rangle$ where k is set at construction time.
Real Phase (Z-rotation)	<code>Qop_Phase::Qop_Phase(const float angle);</code>	This operation implements the transformation $ 0\rangle \rightarrow 0\rangle$ and $ 1\rangle \rightarrow e^{2\pi i\phi} 1\rangle$ where ϕ is set at construction time.
Superposition - interference	<code>class Qop_Hadamard : public Qop_primitive;</code>	An object of this class implements a Hadamard transform on qubits of a register. The Hadamard object is the <i>general</i> form.
Discrete Fourier transform	<code>class Qop_Fourier : public Qop_primitive;</code>	An object of this class implements a Fourier transform on the supplied register. It should be passed as atomic operation to the quantum device in case it can carry out it with special hardware operations. The Fourier object is the <i>general</i> form.
Basis element copy	<code>void Fanout(const Qreg &r);</code>	This operation performs $ x\rangle y\rangle \rightarrow x\rangle y \oplus x\rangle$ provided that the two registers <code>o</code> and <code>c</code> have the same size. This is not a real primitive but an element of the standard library.
Controlled Not	<code>void Cnot(const Qreg &r);</code>	This operation performs a controlled Not.

Table 3: Syntax summary for quantum primitives. These objects are almost all implemented as `Qops`.

References

- [1] M.A.Nielsen, I.L.Chuang, “Quantum Computation and Quantum Information”, Cambridge Univ Press, New York, NY, **2000**
- [2] Stephan Mertens, “Computational complexity for physicists”, `cond-mat/0012185`, lecture given at the DPG school on “Quantum Computing”, Bad Honnef, Oct.9-13, 2000.
- [3] R.Cleve, A.Ekert, C.Macchiavello, M.Mosca, “Quantum Algorithms Revisited”, *Proc. of the Royal Society of London*, **A454**(1998) pp.339-354, `quant-ph/9708016`
- [4] David P.DiVincenzo, “The Physical Implementation of Quantum computation”, *Fortschritte der Physik*, **48**(2000) pp.771-783, `quant-ph/0002077`
- [5] David Deutsch, “Quantum computational networks”, *Proc. of Royal Society of London*, **A425**(1989) pp.73-90
- [6] Bjarne Stroustrup, “The C++ Programming Language (3rd edition)”, Addison Wesley Longman, Reading, MA, **1997**
- [7] Emanuel H. Knill, “Conventions for Quantum Pseudocode”, LANL report `LAUR-96-2724`
- [8] E.H.Knill, M.A.Nielsen, “Theory of quantum computation”, `quant-ph/0010057`
- [9] J.I.Cirac, P.Zoller, “Quantum Computation with Cold trapped ions”, *Phys.Rev.Lett.*, **74**(1995) pp.4094-4097
- [10] Charles M. Bowden, Goong Chen, Zijian Diao, Andreas Klappenecker, “The Universality of the Quantum Fourier Transform in Forming the Basis of Quantum Computing Algorithms”, `quant-ph/0007122`
- [11] Richard Cleve, John Watrous, “Fast parallel circuits for the quantum Fourier transform”, *Proceedings (FOCS '00)*, **41st Annual IEEE Symposium on Foundations of Computer Science** (2000) pp.526-536, `quant-ph/0006004`
- [12] Bernhard Ömer (1998), “A Procedural Formalism for Quantum Computing”, Master Thesis, <http://tph.tuwien.ac.at/~oemer/qcl.html>
- [13] Bernhard Ömer (2000), “Quantum Programming in QCL”, Master Thesis, <http://tph.tuwien.ac.at/~oemer/qcl.html>
- [14] Thomas G. Draper, “Addition on a Quantum Computer”, `quant-ph/0008033`
- [15] Robert B.Griffiths, Chi-Sheng Niu, “Semiclassical Fourier Transform for Quantum Computation”, *Phys.Rev.Lett.*, **76**(1996) pp.3228, `quant-ph/9511007`
- [16] J.W.Sanders, P.Zuliani (1999), “Quantum Programming”, TR-5-99, Oxford University, <http://web.comlab.ox.ac.uk>
- [17] R.Raussendorf, H.J.Briegel, “Quantum computing via measurements only”, `quant-ph/0010033`
- [18] C.A.Trugenberger, “Probabilistic Quantum Memories”, `quant-ph/0012100`
- [19] Lov K. Grover, “A fast quantum mechanical algorithm for database search”, *Proceedings (STOC)*, **28th Annual ACM Symposium on the Theory of Computing** (May 1996) pp.212-219 `quant-ph/9605043`
- [20] A.Barenco, C.H.Bennett, R.Cleve, D.P.DiVincenzo, N.Margolus, P.Shor, T.Sleator, J.Smolín, H.Weinfurter, “Elementary gates for quantum computation”, *Physical Review*, **A52**(5)(1995) pp.3457-3467, `quant-ph/9503016`