

Optimal Möbius Transformations for Information Visualization and Meshing

Marshall Bern*

David Eppstein†

Abstract

We give linear-time quasiconvex programming algorithms for finding a Möbius transformation of a set of spheres in a unit ball or on the surface of a unit sphere that maximizes the minimum size of a transformed sphere. We can also use similar methods to maximize the minimum distance among a set of pairs of input points. We apply these results to vertex separation and symmetry display in spherical graph drawing, viewpoint selection in hyperbolic browsing, and element size control in conformal structured mesh generation.

1 Introduction

Möbius transformations of d -dimensional space form one of the fundamental geometric groups. Generated by inversions of spheres, they preserve spherical shape as well as the angles between pairs of curves or surfaces. Thus, Möbius transformations provide a mechanism for transforming a geometric input in a way that preserves some important structure within the input while allowing other structure such as object size to vary. We consider here problems of finding an *optimal Möbius transformation*, one that optimizes some objective function of the transformed input. Specifically, we consider the following problems:

- Given a set of $(d - 1)$ -dimensional spheres in Euclidean space \mathbb{E}^d , all contained within a unit ball, find a Möbius transformation that maps the unit ball to itself and maximizes the minimum radius among the transformed spheres.
- Given a set of $(d - 1)$ -dimensional spheres on a sphere \mathbb{S}^d , find a Möbius transformation of \mathbb{S}^d that maximizes the minimum radius among the transformed spheres.
- Given a graph connecting a set of vertices on \mathbb{S}^d or in the unit ball in \mathbb{E}^d , find a Möbius transformation that maximizes the minimum length of an edge of the transformed graph.

We develop efficient algorithms for solving these problems, by formulating them in terms of quasiconvex programming in a hyperbolic space. The same formulation also shows that a simple hill-climbing approach, to search for a transformation that cannot be improved by any small perturbation, is guaranteed to find the global optimum; we do not analyze the time complexity of this approach but it is likely to work well in practice as an alternative to our more complicated quasiconvex programming algorithms.

We apply these results to the following areas:

*Xerox PARC, 3333 Coyote Hill Rd., Palo Alto, CA 94304

†Univ. of California, Irvine, Dept. Inf. & Comp. Sci., Irvine, CA 92697. Work done in part while visiting Xerox PARC and supported in part by NSF grant CCR-9912338.

- Spherical graph drawing [19]. Any embedded planar graph can be represented as a collection of tangent circles on a sphere \mathbb{S}^2 ; this representation is unique for maximal planar graphs, up to Möbius transformation. By applying our algorithms, we can find a canonical spherical realization of any planar graph that optimizes either the minimum circle radius or the minimum separation between two vertices, and that realizes any symmetries implicit in the given embedding.
- Hyperbolic browsing [20]. The Poincaré model of the hyperbolic plane has become popular as a way of displaying web sites and other graph models too complex to view in their entirety. This type of model permits parts of the site structure to be viewed in detail, while reducing the size of peripheral parts. Our algorithms provide a way of finding a “central” initial viewpoint for a hyperbolic browser, that allows all parts of the sites to be viewed at an optimal level of detail.
- Mesh generation [5, 29]. A principled method of structured mesh generation involves conformal mapping of the problem domain to a simple standardized shape such as a disk, construction of a uniform mesh in the disk, and then inverting the conformal mapping to produce mesh elements in the original domain. Möbius transformations can be viewed as a special class of conformal maps that take the disk to itself. By applying our optimal transformation methods, we can find a conformal mesh that meets given requirements of element size in different portions of the input domain, while using a minimal number of elements in the overall mesh.

This paper is structured as follows. We begin by briefly describing the group of Möbius transformations and outlining the results from hyperbolic geometry and quasiconvex programming needed to describe our algorithms (Section 2). We describe our algorithms for finding optimal Möbius transformations under various optimization criteria (Sections 3), and finally describe in more detail the applications outlined above (Sections 4).

For purposes of asymptotic analysis, we assume throughout that the dimension d of the spaces we deal with is a constant; most commonly in our applications, $d = 2$ or $d = 3$.

2 Preliminaries

2.1 Möbius Transformation and Hyperbolic Geometry

An *inversion* of the set $\mathbb{R}^d \cup \{\infty\}$, generated by a sphere C with radius r , maps to itself every ray that originates at the sphere’s center. Within each such ray, each point is mapped to another point along the same ray, so that the product of the distances from the center to the point and to its image equals r^2 . The center of C is mapped to ∞ and vice versa. An inversion maps each point of C to itself, transforms spheres to other spheres, and preserves angles between pairs of curves or surfaces. Repeating an inversion produces the identity mapping on $\mathbb{R}^d \cup \{\infty\}$.

The set of products of inversions forms a group, the group of *Möbius transformations* on the Euclidean space \mathbb{E}^d . If we restrict our attention to the subgroup that maps a given sphere \mathbb{S}^{d-1} to itself, we find the group of Möbius transformations on \mathbb{S}^{d-1} .

Although our problem statements involve Euclidean and spherical geometry, our solutions involve techniques from hyperbolic geometry, and in particular the classical methods of embedding hyperbolic space into Euclidean space: the *Poincaré model*, the *halfspace model* and the *Klein model*. For a general introduction to these topics, see [18].

In both the Poincaré and Klein models, the d -dimensional hyperbolic space \mathbb{H}^d is viewed as homeomorphic to an open unit ball in a Euclidean space \mathbb{E}^d , while the unit sphere bounding the ball forms a set of points “at infinity”. In the Poincaré model (Figure 1, left), the geodesics (lines) of the hyperbolic space are modeled by circular arcs of the Euclidean space, perpendicular to the unit sphere. Hyperplanes are modeled

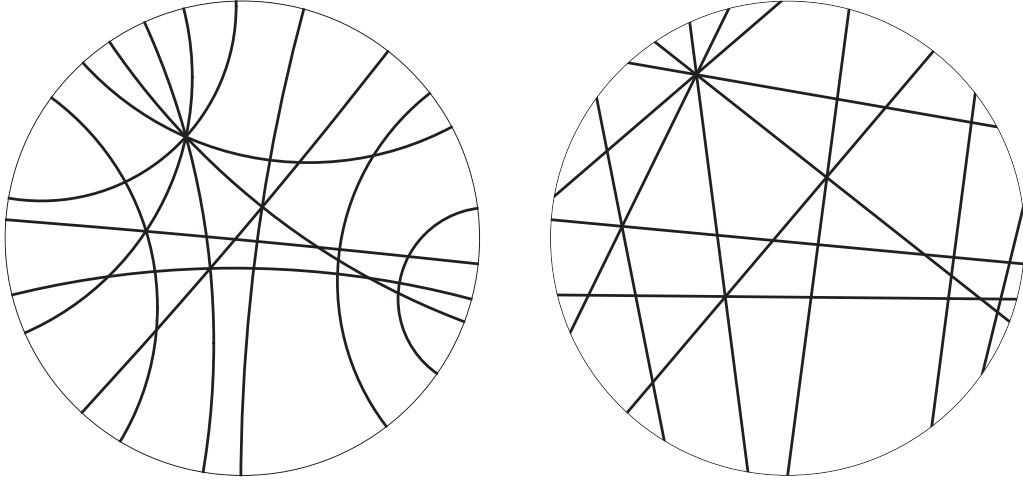


Figure 1: Poincaré (left) and Klein (right) models of the hyperbolic plane. Analogous models exist for any higher dimensional hyperbolic space.

by spheres perpendicular to the unit sphere, and hyperbolic spheres are modeled by spheres fully contained within the unit ball. There are two more classes of surface that the Poincaré model models as Euclidean spheres: *hyperspheres* (surfaces at constant distance from a hyperplane) are modeled by spheres crossing the unit sphere non-perpendicularly, and *horospheres* are modeled by spheres tangent to the unit sphere. The Poincaré model thus preserves spherical shape as well as the angles between pairs of curves or surfaces. Any horosphere or hypersphere divides \mathbb{H}^d into a convex and a nonconvex region; we define a *horoball* or *hyperball* to be the convex region bounded by a horosphere or hypersphere respectively.

An important variation of the Poincaré model is the *halfspace model*, in which \mathbb{H}^d is viewed as homeomorphic to a Euclidean halfspace. The unit sphere at infinity in the Poincaré model corresponds to the boundary of the halfspace, a (conventionally horizontal) hyperplane which is augmented by an additional “point at infinity”. As in the Poincaré model, generic geodesics are modeled as semicircles perpendicular to the halfspace boundary. Generic spheres, horospheres, hyperplanes, and hyperspheres are modeled as Euclidean spheres interior to the halfspace, tangent to its boundary, or crossing its boundary perpendicularly or nonperpendicularly respectively. However, geodesics containing the point at infinity are instead modeled by vertical Euclidean lines, horospheres containing the point at infinity are modeled by Euclidean hyperplanes parallel to the halfspace boundary, hyperplanes containing the point at infinity are modeled by Euclidean hyperplanes perpendicular to the halfspace boundary, and hyperspheres containing the point at infinity are modeled by non-vertical Euclidean hyperplanes.

In the Klein model (Figure 1, right), the geodesics of the hyperbolic space map to line segments of the Euclidean space, formed by intersecting Euclidean lines with the unit ball. Hyperplanes thus map to hyperplanes, and convex bodies map to convex bodies. Although the Klein model does not preserve spherical shape, it does preserve flatness and convexity. In the Klein model, spheres are modeled as ellipsoids contained in the unit ball, horospheres are modeled as ellipsoids tangent at one point to the unit ball, and hyperspheres are modeled as halves of ellipsoids tangent in a $(d - 1)$ -sphere to the unit ball (pairs of hyperspheres symmetric by reflection across a hyperplane match up to form full ellipsoids in the Klein model). Spheres, hyperspheres, and horospheres are not convex in \mathbb{H}^d since they map to curved surfaces in the Klein model, but balls, hyperballs, and horoballs are convex.

The Poincaré and Klein models of hyperbolic space are not intrinsic to the space, rather there can be many such models for the same space. The choice of model is determined by the selection of the hyperbolic point mapped to the unit ball’s center in the model, and by an orientation of the space around this center. We

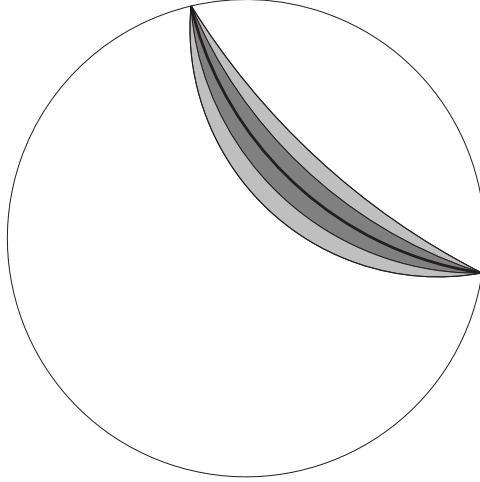


Figure 2: Hyperspheres equidistant from a hyperbolic line, and hyperbolically convex regions (shaded) of points within a given distance bound from the line.

call this central point the *viewpoint* since it determines the Euclidean view of the hyperbolic space.

The connection between hyperbolic space and Möbius transformations is this: the isometries of the hyperbolic space are in one-to-one correspondence with the subset of Möbius transformations of the unit ball that map the unit ball to itself, where the correspondence is given by the Poincaré model [18, Theorem 6.3]. Any hyperbolic isometry (or unit-ball preserving Möbius transformation) can be factored into a hyperbolic translation mapping some point of the hyperbolic space to the viewpoint, followed by a rotation around the viewpoint [18, Lemma 6.4]. Since rotation does not change the Euclidean shape of the objects on the model, our problems of selecting an optimal Möbius transformation of a Euclidean or spherical space can all be rephrased in terms of finding an optimal viewpoint of a hyperbolic space.

2.2 Hyperbolic Neighborhoods

If X is a hypersphere in \mathbb{H}^d , let $F(X)$ (the *flattening* of X) denote the hyperplane that has the same points at infinity; that is, as viewed in the Poincaré model, X and $F(X)$ form spheres that intersect the unit sphere in the same set of points. Then there exists a real number R such that each point of X is at distance R from $F(X)$; we call R the *hyperradius* of X .

For any real $R > 0$, define the R -neighborhood $N_R(S)$ of a set S to be the set of points in \mathbb{H}^d with distance at most R from S . We will mainly consider neighborhoods of hyperplanes and lines.

Lemma 1 *If S is convex, $N_R(S)$ is convex.*

Proof: By the convexity-preserving properties of the Klein model, S can be represented as an intersection of halfspaces $\bigcap_{x \in I} H_x$ for some index set I . But then $N_R(S)$ is an intersection $\bigcap N_R(H_x)$ of convex hyperballs. \square

If S is a hyperplane, $N_R(S)$ is the lens-shaped region formed by the intersection of two hyperballs, with hyperradius R , each of which has S as the flattening of its boundary. If S is a line, $N_R(S)$ is the banana-shaped region formed by the intersection of all hyperballs with hyperradius R such that the flattened boundary of the hyperball contains S . Figure 2 depicts neighborhoods of a line (which is also a hyperplane) in \mathbb{H}^2 .

For any horosphere S , one can find a halfspace model of \mathbb{H}^d in which S is modeled as a plane parallel to the boundary of the halfspace; thus S naturally acquires a Euclidean geometry. For a hypersphere X , on

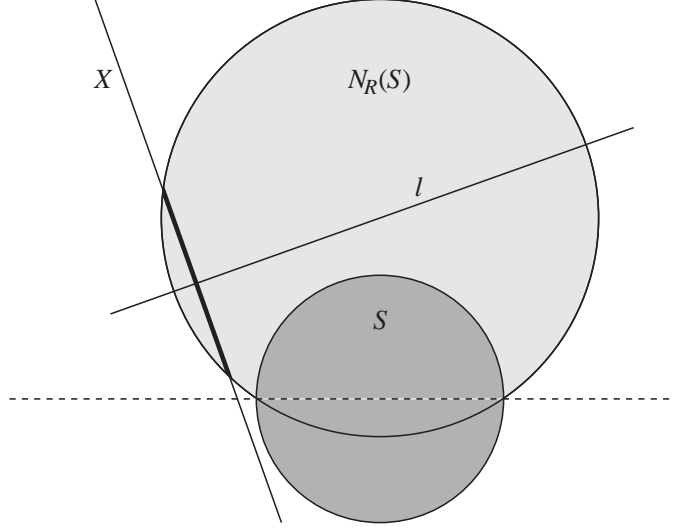


Figure 3: Objects for proof of Lemma 2: halfspace model of \mathbb{H}^d (region above dashed line), hypersphere X , halfspace S (dark shaded area), hyperball $N_R(S)$ (light shaded area), Euclidean line ℓ , and intersection $X \cap N_R(S)$ (thick line segment).

the other hand, the natural intrinsic geometry is hyperbolic, and can be found by mapping X perpendicularly onto $F(X)$. If we choose a halfspace model in which the infinite points of X form a $(d - 2)$ -flat in \mathbb{E}^d , then X is mapped to a (non-vertical) Euclidean hyperplane in the halfspace model, and the perpendicular projection is modeled very simply as a Euclidean rotation around the $(d - 2)$ -flat into the vertical hyperplane $F(X)$. For instance, with $d = 3$, this halfspace model lets us view perpendicular projection from X to $F(X)$ in \mathbb{H}^d as the rotation of a non-vertical plane into a vertical plane around the line where the two planes intersect the halfspace boundary. Thus, a circular or convex set in X projects into a circular or convex set in $F(X)$ respectively. We must be careful, however, with convexity in X : since X is not itself convex, it is possible for a convex set K in \mathbb{H}^d to intersect X in a set $K \cap X$ which is not convex, even when viewed according to the intrinsic geometry within X . The next lemma describes a situation in which this sort of pathological behavior can be shown not to happen.

Lemma 2 *Let X be a hypersphere with hyperradius r , let S be a convex set, and let $R > r$. Then $N_R(S) \cap X$ is convex in the intrinsic geometry for X .*

Proof: Since we can represent S as an intersection of halfspaces, we can represent $N_R(S)$ as an intersection of hyperradius- R hyperballs. By the convexity preserving property of intersection, the result follows from its special case in which S is a halfspace and $N_R(S)$ is a hyperball. So, for the rest of the proof, we assume that we have this special case.

Form a halfspace model of \mathbb{H}^d by choosing as the point at infinity a point x that is on the boundary of X and exterior to $N_R(S)$; if no such point exists, then all of X is contained in $N_R(S)$ so the intersection is trivially convex. In this halfspace model, as illustrated in Figure 3, X is modeled as a tilted Euclidean hyperplane, while $N_R(S)$ is modeled as a Euclidean ball, so their intersection is modeled by a Euclidean disk, which must correspond to one of five types of sets in the intrinsic hyperbolic geometry on X : a ball, horoball, hyperball, halfspace, or the complement of a hyperball. We must rule out the last of these cases, which is not convex, and would be modeled by a Euclidean disk that is less than half contained within the halfspace model.

In the halfspace model, hyperradius is modeled by the angle at which a surface meets the boundary of the model, so the condition that $R > r$ implies that the hyperplane modeling X meets the boundary more

steeply than does the ball modeling $N_R(S)$. Consider the Euclidean line l through the Euclidean center of the ball modeling $N_R(S)$, and perpendicular to the Euclidean hyperplane modeling X . Because of this relation on the angles of the two surfaces, the two points where l meets the boundary of $N_R(S)$ are both contained within the halfspace modeling \mathbb{H}^d . Therefore, the Euclidean center of the disk modeling $N_R(S) \cap X$ (which lies on l) is also contained in the halfspace, so the portion of the disk contained in the halfspace is more than half. Thus, the disk cannot model a hyperball complement, and must be one of the other four possibilities, which are all convex. \square

2.3 Quasiconvex Programming

The viewpoint we seek in our optimal Möbius transformation problems will be expressed as the pointwise maximum of a finite set of *quasiconvex functions*; that is, functions for which the level sets are all convex. To find this point, we use a generalized linear programming framework of Amenta et al. [3] called *quasiconvex programming*.

A *generalized linear program* (or *LP-type problem*) consists of a finite set S of *constraints* and an *objective function* f mapping subsets of S to some totally ordered space and satisfying the following properties:

1. For any $A \subset B$, $f(A) \leq f(B)$.
2. For any A , p , and q , if $f(A) = f(A \cup \{p\}) = f(A \cup \{q\})$, then $f(A) = f(A \cup \{p, q\})$.

The problem is to compute $f(S)$ using only evaluations of f on small subsets of S . A *basis* of a GLP is a set B such that for any $A \subsetneq B$, $f(A) < f(B)$. The *dimension* of a GLP is the maximum cardinality of a basis.

Define a *nested convex family* to be a map $\kappa(t)$ from the nonnegative real numbers to compact convex sets in \mathbb{E}^d such that if $a < b$ then $\kappa(a) \subset \kappa(b)$, and such that for all t , $\kappa(t) = \bigcap_{t' > t} \kappa(t')$. Any nested convex family κ determines a function $f_\kappa(x) = \inf \{t \mid x \in \kappa(t)\}$ on \mathbb{R}^d , with level sets that are the boundaries of $\kappa(t)$. If f_κ does not take a constant value on any open set, and if $\kappa(t')$ is contained in the interior of $\kappa(t)$ for any $t' < t$, we say that κ is *continuously shrinking*. Conversely, the level sets of any quasiconvex function form the boundaries of the convex sets in a nested convex family, and if the function is continuous and not constant on any open set then the family will be continuously shrinking.

If $S = \{\kappa_1, \kappa_2, \dots, \kappa_n\}$ is a set of nested convex families, and $A \subset S$, let

$$f(A) = \inf \left\{ (t, x) \mid x \in \bigcap_{\kappa_i \in A} \kappa_i(t) \right\}$$

where the infimum is taken in the lexicographic ordering, first by t and then by the coordinates of x . Amenta et al. [3] define a *quasiconvex program* to be a finite set S of nested convex families, with the objective function f described above.

Lemma 3 (Amenta et al. [3]) *Any quasiconvex program forms a generalized linear program of dimension at most $2d + 1$. If each $\kappa_i \in S$ is constant or continuously shrinking, the dimension is at most $d + 1$.*

Due to the convexity-preserving properties of the Klein model, we can replace \mathbb{E}^d by \mathbb{H}^d in the definition of a nested convex family without changing the above result.

Generalized linear programs (and hence also quasiconvex programs) with constant dimension can be solved by any of several algorithms [1, 2, 8, 12, 15, 21], the best of which use a linear number of calls to a subroutine for testing whether a proposed solution remains valid after adding another constraint, and a logarithmic number of calls to a subroutine for finding a new basis of a constant-sized subproblem. We can also perform a more direct local optimization procedure for quasiconvex programs: we can find $f(S)$ by applying steepest descent, nested binary search, or other local optimization techniques to find the point x minimizing $f(x) = \max_i f_{\kappa_i}(x)$.

3 Algorithms

We now describe how to apply the quasiconvex programming framework described above in order to solve our optimal Möbius transformation problems. In each case, we form a set of nested convex families κ_i , where each family corresponds to a function f_i describing the size of one of the objects in the problem (e.g., the transformed radius of a sphere) as a function of the viewpoint location. The solution to the resulting quasiconvex program then gives the viewpoint maximizing the minimum of these function values. The only remaining question in applying this technique is to show that, for each of the problems we study, the functions of interest do indeed have convex level sets.

3.1 Maximizing the Minimum Sphere

We begin with the simplest of the problems described in the introduction: finding a Möbius transformation that takes the unit ball to itself and maximizes the minimum radius among a set of transformed spheres. Equivalently, we are given a set of spheres in a hyperbolic space, and wish to choose a viewpoint for a Poincaré model of the space that maximizes the minimum Euclidean radius of the spheres in the model.

By symmetry, the radius of a sphere in the Poincaré model depends only on its hyperbolic radius, and on the hyperbolic distance from its center to the viewpoint. Further, the modeled radius is monotonic in the center-viewpoint distance. Thus, if we let $f_i(z)$ denote the modeled radius, as a function of the viewpoint location z , then the level sets of f_i form the boundaries of a nested convex family of concentric balls in \mathbb{H}^d . As a limiting case, the level sets for the modeled radius of a horosphere also form the boundaries of a nested convex family of horoballs, all tangent to the same point at infinity.

Theorem 1 *Suppose we are given as input a set of n spheres, all contained in the unit ball in \mathbb{E}^d . Then we can find the Möbius transformation of the unit ball that maximizes the minimum radius of the transformed spheres, in $\mathcal{O}(n)$ time, by solving a quasiconvex program with one nested convex family per sphere.*

Since all the nested convex families of this problem are continuously shrinking, the resulting generalized linear program has dimension at most $d + 1$.

We note that the assumption that the spheres are contained in the unit ball is necessary: the level sets for the modeled radius of a hypersphere in \mathbb{H}^d can be nonconvex, and in particular the locus of viewpoints at which the hypersphere is modeled by a flat Euclidean plane is itself a hypersphere.

If we view the unit sphere itself as being one of the input spheres, then Theorem 1 can be viewed as minimizing the ratio between the radii of the largest and smallest transformed spheres.

Open Problem 1 *Is there an efficient algorithm for finding a Möbius transformation of \mathbb{E}^d minimizing the ratio between the radii of the largest and smallest transformed spheres, when the input does not necessarily include one sphere that contains all the others?*

We can also prove a similar result for radius optimization on the sphere:

Theorem 2 *Suppose we are given as input a set of n spheres in \mathbb{S}^d . Then we can find the Möbius transformation of \mathbb{S}^d that maximizes the minimum radius of the transformed spheres, in $\mathcal{O}(n)$ time, by solving a quasiconvex program with one nested convex family per sphere.*

Proof: Embed \mathbb{S}^d as the unit sphere in \mathbb{R}^{d+1} , and consider it to be the sphere at infinity of a Poincaré model of a hyperbolic space \mathbb{H}^{d+1} . Then each of the input spheres s_i is the boundary of a unique hyperplane h_i in \mathbb{H}^{d+1} . For each input sphere, define a function $f_i(z)$ giving the (spherical or Euclidean) radius of the image of the sphere under a Möbius transformation preserving the unit ball and taking z to the viewpoint of the

transformed Poincaré model. Then by symmetry, $f_i(z)$ depends only on the hyperbolic distance from z to h_i , so its level sets are the lens-shaped neighborhoods of h_i (Figure 2). Thus we again have a nested convex family κ_i and can solve our optimal viewpoint problem as a quasiconvex program. \square

In this case, the dimension of the generalized linear program is at most $d + 2$.

3.2 Spherical Vertex Separation

We next consider problems of using Möbius transformations to separate a collection of points. We begin with the simpler version of this problem, where the points are on a sphere.

Theorem 3 *Suppose we are given as input a graph with n vertices and m edges, and with each vertex assigned to a point on the sphere \mathbb{S}^d . Then we can find the Möbius transformation of \mathbb{S}^d that maximizes the minimum arc length of the transformed graph edges, in $\mathcal{O}(m)$ time, by solving a quasiconvex program with one nested convex family per edge.*

Proof: Embed \mathbb{S}^d as the unit sphere in \mathbb{R}^{d+1} , and consider it to be the sphere at infinity of a Poincaré model of a hyperbolic space \mathbb{H}^{d+1} . Then the endpoints of each input edge uv form the (infinite) endpoints of a unique hyperbolic line ℓ_{uv} in \mathbb{H}^{d+1} . For each input edge, define a function $f_{uv}(z)$ giving the arc length of the image of the edge under a Möbius transformation preserving the unit ball and taking z to the viewpoint of the transformed Poincaré model. Then by symmetry, $f_i(z)$ depends only on the hyperbolic distance from z to ℓ_{uv} , so its level sets are the banana-shaped neighborhoods of ℓ_{uv} (Figure 2). Thus we again have a nested convex family κ_i and can solve our optimal viewpoint problem as a quasiconvex program. \square

As in Theorem 2, the dimension of the generalized linear program is $d + 2$.

Similarly, we can find the Möbius transformation maximizing the minimum distance among a set of n transformed points by applying Theorem 3 to the complete graph K_n . However, the input size in this case is n , while the algorithm of Theorem 3 takes time proportional to the number of edges in K_n , $\mathcal{O}(n^2)$. With care we can reduce the time to near-linear:

Theorem 4 *Suppose we are given n points in \mathbb{S}^2 . Then we can find the Möbius transformation that maximizes the minimum distance among the transformed points in $\mathcal{O}(n \log n)$ time, by solving a quasiconvex program with $\mathcal{O}(n)$ constraints.*

Proof: The Delaunay triangulation of the points can be computed in $\mathcal{O}(n \log n)$ time, is Möbius-invariant (due to its definition in terms of empty circles), forms a planar graph with $\mathcal{O}(n)$ edges, and is guaranteed to contain the shortest transformed distance among the points. Therefore, applying Theorem 3 to the Delaunay triangulation gives the desired result. \square

In higher dimensions, the Delaunay triangulation may be complete, and so gives us no advantage. However we can again reduce the time from quadratic by using a random sampling scheme similar to one from our work on inverse parametric optimization problems [13]:

Theorem 5 *Suppose we are given n points in \mathbb{S}^d . Then we can find the Möbius transformation that maximizes the minimum distance among the transformed points in randomized expected time $\mathcal{O}(n \log n)$.*

Proof: Initialize a graph G to be empty, then repeat the following process: choose a set S of $\mathcal{O}(n)$ random pairs of vertices, apply Theorem 3 to maximize the minimum distance Δ among pairs in $G \cup S$, and then add to G all pairs of transformed vertices that have distance less than Δ .

Each iteration of the process adds a set of edges to G with expected cardinality $\mathcal{O}(n)$ [8], including at least one edge involved in the optimal basis of the problem for the complete graph. Therefore, the algorithm terminates in $\mathcal{O}(1)$ iterations after having solved $\mathcal{O}(1)$ quasiconvex programs with expected size $\mathcal{O}(n)$.

The pairs closer than Δ can be listed in time $\mathcal{O}(n \log n + k)$, where k is the number of pairs [4, 10]. \square

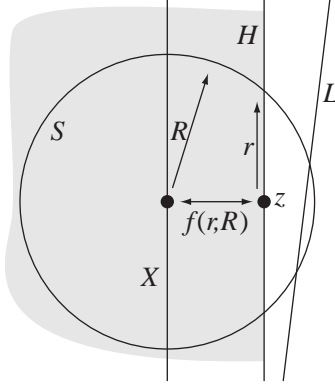


Figure 4: An (r, R) -good point on H .

Open Problem 2 *Is there an efficient deterministic algorithm for maximizing the minimum distance among n points in \mathbb{S}^d , $d \geq 3$?*

3.3 Planar Vertex Separation

As we now describe, we can find analogous results to the ones in the previous section for a graph embedded in the unit ball in \mathbb{E}^d . The algorithms are essentially the same as in the previous section; the difficulty in this case, however, is proving quasiconvexity.

Theorem 6 *Suppose we are given as input a graph with n vertices and m edges, and with each vertex assigned to a point in the unit ball in \mathbb{E}^d . Then we can find the Möbius transformation of the unit ball that maximizes the minimum length of the transformed graph edges, in $\mathcal{O}(m)$ time, by solving a quasiconvex program with one nested convex family per edge. For a complete graph in \mathbb{E}^2 , we can solve the problem in deterministic time $\mathcal{O}(n \log n)$, and in \mathbb{E}^d , $d > 2$, we can solve the problem in $\mathcal{O}(n \log n)$ randomized expected time.*

Proof: We view the unit ball as a Poincaré model of \mathbb{H}^d , turning the problem into one of finding the optimal viewpoint for a different Poincaré model of the same hyperbolic space. As we now show, there is a convex set of viewpoints such that a particular edge uv has some length ℓ or greater, so the optimal viewpoint selection problem forms a quasiconvex program.

To see this, we return to our unit ball in \mathbb{E}^d . We view the whole of \mathbb{E}^d as the boundary of a halfspace model of \mathbb{H}^{d+1} . There is a unique halfspace H in \mathbb{H}^{d+1} that intersects \mathbb{E}^d in the complement of our original unit ball. Replace each edge uv by a hyperbolic line; in the halfspace model, this is a semicircle perpendicular to \mathbb{E}^d , disjoint from H , and having endpoints at u and v . Any Möbius transformation of the unit ball can be extended uniquely to an isometry of \mathbb{H}^{d+1} that preserves H . For each such transformation, consider the Euclidean hyperplane E in the halfspace model, parallel to the halfspace boundary and tangent to the smallest semicircle; the (Euclidean) height of E is just half the length of the shortest transformed edge. So another way of describing our problem is that we are seeking the transformation for which E is as high as possible; that is, it intersects the boundary of H in a $(d-1)$ -sphere of minimum (hyperbolic) radius. Viewed as a hyperbolic object, E is just a horosphere. Thus, we can describe our problem in purely hyperbolic terms: we are given a halfspace H , and a collection of hyperbolic lines. We seek a horosphere, with its infinite point in H , which intersects the boundary of H in a minimum radius $(d-1)$ -sphere and which touches all the lines.

In order to analyze the level sets for this problem, let two values $r < R$ be given, and from now on fix both halfspace H and line L in \mathbb{H}^{d+1} . We say that a point z on the boundary of H is (r, R) -good if there

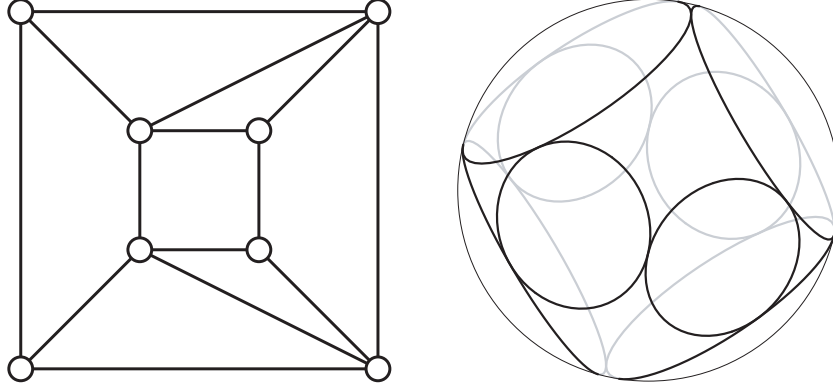


Figure 5: A planar graph (left) and its coin graph representation (right).

exists a sphere S in \mathbb{H}^{d+1} , with radius R , with its center in H , with S touching L , and with $S \cap H$ forming a radius- r $(d-1)$ -sphere centered at z (Figure 4). We wish to show that the set of (r, R) -good points is convex. Let X be the hypersphere in H containing the centers of radius- R spheres that intersect the boundary of H in radius- r $(d-1)$ -spheres; then the hyperradius of X is some function $f(r, R) < R$. The set of (r, R) -good points is then just the projection onto the boundary of H of $N_R(L) \cap X$. So, the convexity of this set follows immediately from Lemma 2.

Similarly, define a (r, ∞) -good point to be the center of a radius- r $(d-1)$ -sphere on the boundary of H , such that some horosphere with tangency in H intersects the boundary at that $(d-1)$ -sphere and touches L . Then the set of (r, ∞) -good points is just the intersection of the sets of (r, R) -good points, as R ranges over all positive real numbers. Thus, it is also convex.

Let V be the set of viewpoints in the original hyperbolic space \mathbb{H}^d for which a given pair uv maps to points at distance at least ℓ . Then V is the perpendicular projection from the boundary of H of the set of (r, ∞) -good points, where r is some monotonic function of ℓ . Since projection preserves convexity, this set is convex, so the problem of selecting an optimal viewpoint forms a quasiconvex program. \square

4 Applications

4.1 Spherical Graph Drawing

As is by now well known, any planar graph can be represented by a set of disjoint circles in \mathbb{S}^2 , such that two vertices are adjacent exactly when the corresponding two circles are tangent [7, 19, 26]. We call such a representation a *coin graph*; Figure 5 shows an example. Although it seems difficult to represent the positions of the coins exactly, fast algorithms for computing numerical approximations to their positions are known [9, 23, 27]. By polar projection, we can transform any coin graph representation on the sphere to one in the plane or vice versa. See Ken Stephenson's web site <http://www.math.utk.edu/~kens/> for more information, including software for constructing coin graph representations and a bibliography of circle packing papers.

It is natural to ask for the planar or spherical coin graph representation in which all circles are most nearly the same size. However it is NP-hard to determine whether a planar coin graph representation exists in which all circles are equal, or in which the ratio between the maximum and minimum radius satisfies a given bound [6].¹

¹The same result implies that it is NP-hard to recognize coin graphs in three or more dimensions: G is a unit-disk coin graph if and only if $G \cup \{u, v\}$ is a three-dimensional sphere tangency graph, where u and v are new vertices adjacent to each other and to

However, if the graph is maximal planar, its coin graph representation is unique up to Möbius transformation, and we can apply Theorem 2 to find the optimal spherical coin graph representation. There is also a natural way of getting a canonical coin graph representation from a non-maximal embedded planar graph: add a new vertex in each face, connected to all the vertices of the face. Find the coin graph representation of the augmented graph, and delete the circles representing the added vertices. Again, Theorem 2 can then find the optimal Möbius transformation of the resulting coin graph.

Due to the fact that a quasiconvex program only has a single global optimum, the transformed coin graph will display any symmetries present in the initial graph embedding. That is, any homeomorphism of the sphere that transforms the initial embedded graph into itself becomes simply a rotation or reflection of the sphere in the optimal embedding. If the graph has a unique embedding (i.e. is a subdivision of a 3-connected planar graph) then any isomorphism of the graph becomes a rotation or reflection. For instance, the coin graph representation in Figure 5 (right) has the full symmetry of the underlying graph, while the planar drawing on the left of the figure does not show the symmetries that switch the vertices in the inner and outer squares.

Alternatively, by representing each vertex by the center of its circle, a coin graph representation can be used to find a straight-line drawing of a planar graph, or a drawing on the sphere in which the edges appear as non-crossing great-circle arcs. The algorithms in Section 3.2 can then be used to find a representation maximizing the minimum vertex separation, among all Möbius transformations of the initial vertex positions. For this variation of the problem, it may be appropriate to require that the Möbius transformation preserve the graph embedding: for each pair (u, v) and (u, w) of edges adjacent around a face of the embedding, we add a constraint that the chosen viewpoint belong to a halfspace defined by the points u, v , and w . This constraint forces these three vertices to maintain their orientation after the transformation is applied. These additional $\mathcal{O}(n)$ constant nested convex families do not increase the asymptotic complexity of our algorithms.

4.2 Hyperbolic Browser

There has been quite a bit of recent work in the information visualization community on *hyperbolic browsers*, techniques for using hyperbolic space to aid in the visualization of large graphs or graph-like structures such as the world-wide web [25]. In these techniques, a graph is arranged within a hyperbolic plane [20] or three-dimensional hyperbolic space [24], which is then rendered using tools such as the Klein model, Poincaré model, or by rendering the graph as it would be seen by a viewer within the hyperbolic space. The main advantage of hyperbolic browsers is that they provide a “fish-eye” view [14] that allows both the details of the current focus of interest and the overall structure of the graph to be viewed simultaneously. In addition, the homogeneous and isotropic geometry of hyperbolic space allows for natural and smooth navigation from one view to another.

Although there are many interesting problems in graph layout for hyperbolic spaces, we are interested in a simpler question: where should one place one’s initial focus, in order to make the overall graph structure as clear as possible? Previous work has handled this problem by the simplistic approach of laying out the graph using a rooted subtree such as a breadth-first or depth-first tree, and then placing the focus at the root of the tree. This approach will work well if the tree is balanced, but if some parts of the tree end up bushier than others then the corresponding parts of the graph may be given a much more crowded initial view. Instead, we hope to use our techniques to find a viewpoint that shows the whole graph as clearly as possible.

We assume we are given a graph, with vertices placed in a hyperbolic plane. As in [20], we further assume that each vertex has a circular *display region* where information related to that vertex is displayed; different nodes may have display regions of different sizes. It is then straightforward to apply Theorem 1 to these display regions; the result is a focus placement for the Poincaré model of the graph in which we

all vertices in G .

have maximized the minimum size of any display region. Although not expressible in terms of Möbius transformations, we can similarly find the Klein model maximizing the minimum diameter or width of a transformed circle, since the level sets of these functions are again simply concentric balls.

By applying Theorem 6 we can instead choose the focus for a Poincaré model that maximizes the minimum distance between vertices, either among pairs from the given graph or among all possible pairs.

Open Problem 3 *Is there an efficient algorithm for choosing a Klein model of a hyperbolically embedded graph that maximizes the minimum Euclidean distance between adjacent vertices?*

Alternatively, we can apply similar methods to find a focus in 3-dimensional hyperbolic space that maximizes the minimum solid angle subtended by any display region, since as in Theorem 1 these angles are again quasiconvex functions with spherical level sets.

Open Problem 4 *Does there exist an efficient algorithm to find a viewpoint in 3-dimensional hyperbolic space maximizing the minimum angle separating any pair among n given points?*

Even the 2-dimensional Euclidean version of this maxmin angle separation problem is interesting [22]: the level sets are nonconvex unions of two disks, so our quasiconvex programming techniques do not seem to apply.

4.3 Conformal Mesh Generation

One of the standard methods of two-dimensional structured mesh generation [5, 29] is based on *conformal mapping* (that is, an angle-preserving homeomorphism). The idea is to find a conformal map from the domain to be meshed into some simpler shape such as a disk, use some predefined template to form a mesh on the disk, and invert the map to lift the mesh back to the original domain. Conformal meshes have significant advantages: the orthogonality of the grid lines means that one can avoid certain additional terms in the definition of the partial differential equation to be solved [29]. Nevertheless, despite much work on algorithms for finding conformal maps [11, 17, 27, 28, 30] conformal methods are often avoided in favor of quasi-conformal mesh generation techniques that allow some distortion of angles, but provide greater control of node placement [5, 29].

Möbius transformations are conformal, and any two conformal maps from a simply connected domain to a disk can be related to each other via a Möbius transformation. However, different conformal maps will lead to different structured meshes: the points of the domain mapped on or near the center of the disk will generally be included in mesh elements with the finest level of detail, and points near the boundary will be in coarser mesh elements. Therefore, as we now describe, we can use our optimal Möbius transformation algorithms to find the conformal mesh that best fits the desired level of detail at different parts of the domain, reducing the number of mesh elements created and providing some of the node placement control needed to use conformal meshing effectively.

We formalize the problem by assuming an input domain in which certain interior points p_i are marked with a desired element size s_i . If we find a conformal map f from the domain to a disk, the gradient of f maps the marked element sizes to desired sizes s'_i in the transformed disk: $s'_i = ||f'(p_i)||$. We can then choose a structured mesh with element size $\min s'_i$ in the disk, and transform it back to a mesh of the original domain. The goal is to choose our conformal map in a way that maximizes $\min s'_i$, so that we can use a structured mesh with as few elements as possible. Another way of interpreting this is that s'_i can be seen as the radius of a small disk at $f(p_i)$. What we want is the viewpoint that maximizes the minimum of these radii.

By applying a single conformal map, found using one of the aforementioned techniques, we can assume without loss of generality that the input domain is itself a disk. Since the conformal maps from disks to disks are just the Möbius transformations, our task is then to find the Möbius transformation maximizing $\min s'_i$.

Since s'_i depends only on the hyperbolic distance of the viewpoint from p_i , the level sets for this problem are themselves disks, so we can solve this problem by the same quasiconvex programming techniques as before. Indeed, we can view this problem as a limiting case of Theorem 1 for infinitesimally small (but unequal) sphere radii.

Open Problem 5 *Because of our use of a conformal map to a low aspect ratio shape (the unit disk), rotation around the viewpoint does not significantly affect element size. Howell [17] describes methods for computing conformal maps to high aspect ratio shapes such as rectangles. Can one efficiently compute the optimal choice of conformal map to a high-aspect-ratio rectangle to maximize the minimum desired element size? What if the rectangle aspect ratio can also be chosen by the optimization algorithm?*

5 Conclusions

We have identified several applications in information visualization and structured mesh generation for which it is of interest to find a Möbius transformation that optimizes an objective function, typically defined as the minimum size of a collection of geometric objects. Further, we have shown that these problems can be solved either by local optimization techniques, or by linear-time quasiconvex programming algorithms. For the problems where the input to the quasiconvex program is itself superlinear in size (maximizing the minimum distance between transformed points) we have described Delaunay triangulation and random sampling techniques for solving the problems in near-linear time.

Several theoretical open problems arising in our investigations have been enumerated throughout the paper. There is also an important problem in the practical application of our algorithms: although there should be little difficulty implementing local optimization techniques for our problems, the linear-time quasiconvex programming algorithms are based on two primitives that (while constant time by general principles) have not been specified in sufficient detail for an implementation, one to test a new constraint against a given basis and the other to find the changed basis of a set formed by adding a new constraint to a basis. If the basis representation includes the value of the objective function, testing a new constraint is simply a matter of evaluating the corresponding object size and comparing it to the previous value. However, the less frequent basis change operations require a more detailed examination of the detailed structure of each problem, which we have not carried out. For an example of the difficulty of this step for a different problem (the minimum area ellipse containing points in \mathbb{E}^2), see [16]. In practice it may be appropriate to combine the two approaches, using local optimization techniques to find a numerical approximation to the basis change operations needed for the quasiconvex programming algorithms. Especially in the coin graph application, the input to the quasiconvex program is already itself a numerical approximation, so this further level of approximation should not cause additional problems, but one would need to verify that a quasiconvex programming algorithm can behave robustly with approximate primitives.

More generally, we are unaware of previous computational geometry algorithms involving hyperbolic geometry, although many Euclidean constructions (such as the Delaunay triangulation or hyperplane arrangements) can be translated to the hyperbolic case without difficulty using the Poincaré or Klein models. We expect many other interesting problems and algorithms to be discovered in this area.

References

- [1] I. Adler and R. Shamir. A randomized scheme for speeding-up algorithms for linear and convex quadratic programming problems with high constraints-to-variables ratio. *Math. Prog.* 61(1):39–52, August 1993.
- [2] N. Amenta. Helly-type theorems and generalized linear programming. *Discrete Comput. Geom.* 12(3):241–261, October 1994.

- [3] N. Amenta, M. Bern, and D. Eppstein. Optimal point placement for mesh smoothing. *J. Algorithms* 30(2):302–322, February 1999, cs.CG/9809081.
- [4] J. Bentley, D. Stanat, and E. Williams, Jr. The complexity of finding fixed-radius near neighbors. *Inf. Proc. Lett.* 6(6):209–213, 1977.
- [5] M. Bern and P. E. Plassman. Mesh generation. *Handbook of Computational Geometry*, chapter 6, pp. 291–332. Elsevier, 2000.
- [6] H. Brey and D. G. Kirkpatrick. On the complexity of recognizing intersection and touching graphs of disks. *Proc. 3rd Int. Symp. Graph Drawing*, pp. 88–98. Springer-Verlag, Lecture Notes in Comput. Sci. 1027, 1995.
- [7] G. R. Brightwell and E. R. Scheinerman. Representations of planar graphs. *SIAM J. Discrete Math.* 6(2):214–229, 1993.
- [8] K. L. Clarkson. A Las Vegas algorithm for linear programming when the dimension is small. *J. ACM* 42(2):488–499, March 1995.
- [9] C. Collins and K. Stephenson. A circle packing algorithm. Manuscript, September 1997, <http://www.math.utk.edu/~kens/ACPA/ACPA.ps.gz>.
- [10] M. T. Dickerson and D. Eppstein. Algorithms for proximity problems in higher dimensions. *Comput. Geom. Th. & Appl.* 5(5):277–291, January 1996, <http://www.ics.uci.edu/~eppstein/pubs/DicEpp-CGTA-96.pdf>.
- [11] T. A. Driscoll and S. A. Vavasis. Numerical conformal mapping using cross-ratios and Delaunay triangulation. *SIAM J. Sci. Comput.* 19(6):1783–1803, 1998, <ftp://ftp.cs.cornell.edu/pub/vavasis/papers/crdt.ps.gz>.
- [12] M. E. Dyer and A. M. Frieze. A randomized algorithm for fixed-dimensional linear programming. *Math. Prog.* 44(2):203–212, June 1989.
- [13] D. Eppstein. Setting parameters by example. *Proc. 40th Symp. Foundations of Computer Science*, pp. 309–318. IEEE, October 1999, cs.DS/9907001.
- [14] A. Formella and J. Keller. Generalized fisheye views of graphs. *Proc. 3rd Int. Symp. Graph Drawing*, pp. 243–253. Springer-Verlag, Lecture Notes in Comput. Sci. 1027, 1995, <http://www-wjp.cs.uni-sb.de/~formella/dist2.ps.gz>.
- [15] B. Gärtner. A subexponential algorithm for abstract optimization problems. *SIAM J. Comput.* 24(5):1018–1035, October 1995, http://www.inf.ethz.ch/personal/gaertner/texts/own_work/GART_aop.ps.gz.
- [16] B. Gärtner and S. Schönherr. Exact primitives for smallest enclosing ellipses. *Inf. Proc. Lett.* 68:33–38, 1998.
- [17] L. H. Howell. *Computation of Conformal Maps by Modified Schwarz-Christoffel Transformations*. Ph.D. thesis, MIT, 1990, <http://www.llnl.gov/CASC/people/howell/lhhphd.ps.gz>.
- [18] B. Iversen. *Hyperbolic Geometry*. London Math. Soc. Student Texts 25. Cambridge Univ. Press, 1992.
- [19] P. Koebe. Kontaktprobleme der konformen Abbildung. *Ber. Verh. Sächs. Akad. Wiss. Leipzig Math.-Phys. Kl.* 88:141–164, 1936.
- [20] J. Lamping, R. Rao, and P. Pirotti. A focus+context technique based on hyperbolic geometry for viewing large hierarchies. *Proc. Conf. Human Factors in Computing Systems*, pp. 401–408. ACM, 1995, <http://www.parc.xerox.com/istl/projects/uir/pubs/pdf/UIR-R-1995-04-Lamp%ing-CHI95-FocusContext.pdf>.
- [21] J. Matoušek, M. Sharir, and E. Welzl. A subexponential bound for linear programming. *Algorithmica* 16(4–5):498–516, 1996, <http://www.math.tau.ac.il/~sharir/subex.ps>.
- [22] J. McKay. Sighting point. sci.math, 20 April 1989, <http://www.ics.uci.edu/~eppstein/junkyard/maxmin-angle.html>.
- [23] B. Mohar. A polynomial time circle packing algorithm. *Discrete Math.* 117(1–3):257–263, 1993.
- [24] T. Munzner. Exploring large graphs in 3D hyperbolic space. *IEEE Comp. Graphics & Appl.* 18(4):18–23, 1997, <http://graphics.stanford.edu/papers/h3cga/>.

- [25] T. Munzner and P. Burchard. Visualizing the structure of the world wide web in 3D hyperbolic space. *Proc. VRML '95*, pp. 33–38. ACM, 1995, <http://www.geom.umn.edu/docs/research/webviz/webviz/>.
- [26] H. Sachs. Coin graphs, polyhedra, and conformal mapping. *Discrete Math.* 134(1–3):133–138, 1994.
- [27] W. D. Smith. Accurate circle configurations and numerical conformal mapping in polynomial time, <http://www.neci.nj.nec.com/homepages/wds/braegger.ps>. Manuscript, December 1991.
- [28] F. Stenger and R. Schmidlein. Conformal maps via sinc methods. *Proc. Conf. Computational Methods in Function Theory*, pp. 505–549. World Scientific, 1997, <http://www.cs.utah.edu/~stenger/PAPERS/stenger-sinc-comformal-maps.ps>.
- [29] J. F. Thompson, Z. U. A. Warsi, and C. W. Mastin. *Numerical Grid Generation: Foundations and Applications*. North-Holland, 1985.
- [30] L. N. Trefethen. Numerical computation of the Schwarz-Christoffel transformation. *SIAM J. Sci. Stat. Comput.* 1(1):82–102, 1980.