

Magneto-roton excitation of fractional quantum Hall effect: Comparison between theory and experiment

Vito W. Scarola, Kwon Park, and Jainendra K. Jain

Department of Physics, 104 Davey Laboratory, The Pennsylvania State University, University Park, Pennsylvania 16802
(April 7, 2018)

A major obstacle toward a *quantitative* verification, by comparison to experiment, of the theory of the excitations of the fractional quantum Hall effect has been the lack of a proper understanding of disorder. We circumvent this problem by studying the *neutral* magneto-roton excitations, whose energy is expected to be largely insensitive to disorder. The calculated energies of the roton at $1/3$, $2/5$ and $3/7$ fillings of the lowest Landau level are in good agreement with those measured experimentally.

PACS numbers:71.10.Pm,73.40.Hm

Quantitative tests of the theory of the fractional quantum Hall effect (FQHE) have focused in the past primarily on the gap to charged excitation, determined experimentally from the temperature dependence of the longitudinal resistance. A factor of two discrepancy between theory and experiment has persisted over the years, believed to be caused by disorder for which a quantitatively reliable theoretical treatment is not available at the moment. In recent years there has been tremendous experimental progress in the measurement of the energy of the neutral magneto-roton excitation [1], both by inelastic Raman scattering [2–4] and by ballistic phonon absorption [5–7], and its energy has been determined at Landau level fillings of $1/3$, $2/5$, and $3/7$. While the neutral magneto-roton is of great interest in its own right, being the lowest energy excitation of the FQHE state, the chief motivation of this work is the observation that the disorder is not likely to affect its energy significantly, in contrast to the energy of the charged excitation, because the roton has a much weaker dipolar coupling to disorder due to its overall charge neutrality, and the coupling is further diminished because the disorder in modulation doped samples is typically smooth on the scale of the size (on the order a magnetic length) of the spatially localized roton. There is also compelling experimental evidence for the insensitivity of the roton energy to disorder: the same roton energy was found for samples for which the gaps in transport experiments differed by as much as a factor of two [5]. The roton therefore provides a wonderful opportunity for testing the quantitative validity of our understanding of the excitations of the fractional quantum Hall state. With this goal in mind, we have undertaken a comprehensive and realistic calculation of the roton energy at several filling factors in the lowest Landau level (LL).

The neutral excitation of the FQHE will be treated in the framework of the composite fermion (CF) theory [8–10], the composite fermion being the bound state of an electron and an even number of flux quanta (a flux

quantum is defined as $\phi_0 = hc/e$). According to this theory, the interacting electrons at Landau level filling factor $\nu = n/(2pn \pm 1)$, n and p being integers, transform into weakly interacting composite fermions at an effective filling $\nu^* = n$; the ground state corresponds to n filled CF-LLs and the neutral excitation to a particle-hole pair of composite fermions, called the CF exciton. Microscopic wave functions for the CF ground state and the CF exciton are readily constructed by analogy to the known wave functions of the electron ground state at filling factor n , Φ_n^{gs} , and its exciton, Φ_n^{ex} :

$$\Phi_{\frac{n}{2n+1}}^{gs} = \mathcal{P}_{LLL} \prod_{j < k} (z_j - z_k)^{2p} \Phi_n^{gs} \quad (1)$$

$$\Phi_{\frac{n}{2n+1}}^{ex} = \mathcal{P}_{LLL} \prod_{j < k} (z_j - z_k)^{2p} \Phi_n^{ex}, \quad (2)$$

where $z_j = x_j + iy_j$ is the position of the j th particle, and \mathcal{P}_{LLL} denotes projection of the wave function into the lowest Landau level. It was shown earlier that Φ_ν can be obtained from Φ_n by substituting the single electron wave functions $Y_\alpha(\mathbf{r}_j)$ by the ‘single CF wave functions’ $Y_\alpha^{CF}(\mathbf{r}_j) = \mathcal{P}_{LLL} \prod_{k \neq j} (z_j - z_k)^p Y_\alpha(\mathbf{r}_j)$, the explicit form of which has been given in the literature [11]. (The prime denotes the condition $k \neq j$.) The composite fermion interpretation of Φ_ν follows since multiplication by the Jastrow factor $\prod_{j < k} (z_j - z_k)^{2p}$ is tantamount to attaching $2p$ flux quanta to each electron, converting it into a composite fermion. These wave functions have been found to be quite accurate in tests against exact diagonalization results available for small systems [8,11].

The Hamiltonian for the many electron system is given by

$$H = \frac{1}{2} \sum_{j \neq k} V(r_{jk}) + V_{e-b} \quad (3)$$

where V_{e-b} is the electron-background interaction, with the background assumed to be comprised of a uniform

positive charge, and $V(r)$ is the effective two-dimensional electron-electron interaction. (The kinetic energy is quenched in the lowest Landau level.) For a strictly two-dimensional system, $V(r_{jk}) = \frac{e^2}{\epsilon|r_j - r_k|}$, where ϵ is the dielectric constant of the background material. As we will see, an important quantitative correction comes from the finite transverse extent of the electron wave function, which alters the form of the effective two-dimensional interaction at short distances. The effective interaction can be calculated straightforwardly once the transverse wave function is known, which in turn will be determined by self-consistently solving the Schrödinger and Poisson equations, taking into account the interaction effects through the local density approximation (LDA) including the exchange correlation potential [12]. Two geometries, single heterojunction and square quantum well (SQW), are considered due to their experimental relevance. To simplify the calculation, we assume that the electron wave function is confined entirely on the GaAs side of the heterojunction, which is a reasonably good approximation for deep confinement. It is stressed that neither the microscopic wave function nor the effective interaction contains any adjustable parameters; the former depends only on the filling factor, while the latter is determined from a first principles, self-consistent LDA calculation, with the two-dimensional density, the sample type (heterojunction or square quantum well) and the known sample parameters as the only input.

The energy of the exciton at $\nu = \frac{n}{2n+1}$,

$$\Delta^{ex} = \frac{\langle \Phi_\nu^{ex} | H | \Phi_\nu^{ex} \rangle}{\langle \Phi_\nu^{ex} | \Phi_\nu^{ex} \rangle} - \frac{\langle \Phi_\nu^{gs} | H | \Phi_\nu^{gs} \rangle}{\langle \Phi_\nu^{gs} | \Phi_\nu^{gs} \rangle} \quad (4)$$

is computed by Monte Carlo methods in the standard spherical geometry [13]. Since moving a single particle at each step of the Monte Carlo changes the single CF wave function Y^{CF} for *all* particles, the full wave function must be computed at each step. The exciton wave function is a linear superposition of $\sim N/n$ Slater determinants, but each of these differs from the ground state only in one row, and the clever techniques for upgrading Slater determinants [14] significantly reduce the computing time, enabling us to study reasonably large systems (up to 63 composite fermions were used in the present study). The ground and excited state energies are evaluated sufficiently accurately to get a reasonable estimate for the gap. Due to the lack of edges in the spherical geometry being studied, we expect that the gap will have a linear dependence on N^{-1} to leading order, which is also borne out by our results. A linear extrapolation to the thermodynamic limit $N^{-1} \rightarrow 0$ is taken after correcting the energies for the finite size deviation of the density from its thermodynamic value in the standard manner [15]. All results below are thermodynamic extrapolations, unless mentioned otherwise. The energies are quoted in units of $e^2/\epsilon l_0$, where $l_0 = \sqrt{\hbar e / eB}$ is the

magnetic length.

We have determined the dispersion of the CF exciton for $1/3$, $2/5$, and $3/7$, corresponding to one, two, and three filled CF-LLs, respectively. The typical dispersion contains several minima, as shown in Fig. (1). We will term the lowest energy minimum the “fundamental” roton, or simply the roton, the others being secondary rotons. Since only discrete values of k are available in our finite systems, the energy of the roton is obtained by fitting the points near the minimum to a parabolic dispersion

$$\Delta_k^{ex} = \Delta + \frac{\hbar^2(k - k_0)^2}{2m_R^*} \quad (5)$$

for each N , and then extrapolating Δ to the thermodynamic limit. The energies in the $kl_0 \rightarrow 0$ limit and at the roton minimum are given in Table I for a strictly two dimensional system, along with m_R^* .

Figs. (2) and (3) plot the energy of the CF roton and the long wavelength CF exciton for a heterojunction and a square quantum well (of width 25nm) as a function of density, calculated with the realistic LDA interaction, along with the experimental energies obtained in phonon absorption (at $1/3$, $2/5$, and $3/7$) as well as in inelastic light scattering experiments (at $1/3$). A more detailed comparison is given in Table II. In the small wave vector limit, the calculated energy at $1/3$ is off by $\sim 30\%$. It has been suggested that here the true lowest energy excitation may contain *two* CF-excitons, and there has been debate as to which excitation is being probed by the Raman scattering in this case [1,16]. For the roton, the theoretical energies, obtained with no adjustable parameters, are in excellent agreement with the observed ones [17]. One may worry that the situation will be spoiled by Landau level mixing. This turns out not to be the case. Following Ref. [18], we have estimated the importance of LL mixing for the roton energy by considering a variational wave function which is a linear combination of the projected and unprojected wave functions, and found that the corrections are on the order of 5% for typical densities, consistent with similar conclusion for the transport gap [18,19].

While the ballistic phonon absorption experiments directly measure the minimum energy (i.e., the roton) [20], the Raman experiments ideally probe the $kl_0 \rightarrow 0$ limit of the CF exciton dispersion, the wavelength of the light being much larger than l_0 . However, a breakdown of momentum conservation due to the presence of disorder can activate rotons as well [21], as a result of a singularity in the density of states. This has been crucial in explaining multiple peaks in the Raman spectra for the inter-LL excitations. At $\nu = 1/3$, a low energy Raman peak has been interpreted as the roton [3,4]. Recently, Kang *et al.* [22] have also observed modes at $2/5$ and $3/7$, at energies of 0.031 and 0.008 $e^2/\epsilon l_0$, respectively, which they inter-

pret as the long wavelength neutral mode. Our calculated energies at $2/5$ and $3/7$ for a quantum well of width 30nm and density $\rho = 5.4 \times 10^{10} \text{ cm}^{-2}$ are $0.031(3)$ and $0.021(3) e^2/\epsilon l_0$, respectively, for the roton, and $0.070(1)$ and $0.056(3) e^2/\epsilon l_0$ for the $kl_0 = 0$ limit of CF exciton. At $2/5$, the energy of the observed excitation is consistent not only with the calculated roton energy but also with those measured in ballistic phonon absorption experiments, and substantially smaller than the calculated $kl_0 \rightarrow 0$ limit, which might suggest an identification with the roton. [We note here that the observation of the $1/3$ roton implies that the violation of the momentum conservation is sufficiently wide-spread as to render the fundamental rotons at $2/5$ and $3/7$ observable as well, which occur at roughly the same wave vectors ($kl_0 \approx 1.6 - 1.7$) as the $1/3$ roton ($kl_0 \approx 1.4$).] The energy of the $3/7$ mode of Ref. [22] is anomalously low, however. Further work will be required to ascertain the origin of these new Raman modes; an experimental observation of multiple roton peaks will be especially helpful in clarifying this issue.

In conclusion, the insensitivity of the roton energy to disorder has afforded an opportunity for a direct quantitative confirmation of our theoretical understanding of the excitations of the fractional quantum Hall effect. We are grateful to Professor Aron Pinczuk for communicating his results to us prior to publication and for the continuous exchange of information, and to Xiaomin Zu for numerous helpful discussions. This work was supported in part by the National Science Foundation under grant no. DMR-9615005, and by a grant of computing time by the National Center for Supercomputing Applications at the University of Illinois (Origin 2000).

[1] S.M. Girvin, A.H. MacDonald, and P.M. Platzman, Phys. Rev. Lett. **54**, 581 (1985); Phys. Rev. B **33**, 2481 (1986).
[2] A. Pinczuk *et al.*, Phys. Rev. Lett. **70**, 3983 (1993).
[3] A. Pinczuk *et al.*, Proceedings of 12th Int. Conf. on High Magnetic Fields in Physics of Semiconductors, World Scientific, 1997, p. 83.
[4] H.D.M. Davies *et al.*, Phys. Rev. Lett. **78**, 4095 (1997).
[5] C.J. Mellor *et al.*, Phys. Rev. Lett. **74**, 2339 (1995).
[6] U. Zeitler *et al.*, Phys. Rev. Lett. **82**, 5333 (1999).
[7] A.M. Devitt *et al.*, to be published in *Proceedings of the 13th Int. Conf. on the Electronic Properties of Two-Dimensional Systems*.
[8] J.K. Jain, Phys. Rev. Lett. **63**, 199 (1989); Phys. Rev. B **41**, 7653 (1990); J.K. Jain and R.K. Kamilla in [9].
[9] *Composite Fermions*, edited by Olle Heinonen (World Scientific, New York, 1998).
[10] *Perspectives in Quantum Hall Effects*, edited by S. Das

Sarma and A. Pinczuk (Wiley, New York, 1997).
[11] J.K. Jain and R.K. Kamilla, Int. J. Mod. Phys. B **11**, 2621 (1997); Phys. Rev. B **55**, R4895 (1997).
[12] F. Stern and S. Das Sarma, Phys. Rev. B **30**, 840 (1984); S. Das Sarma and F. Stern, *ibid.* **32**, 8442 (1985).
[13] F.D.M. Haldane, Phys. Rev. Lett. **51**, 605 (1983).
[14] D. Ceperley, G.V. Chester, M.H. Kalos, Phys. Rev. B **16**, 3081 (1977); S. Fahy, X.W. Wang, and S.G. Louie, Phys. Rev. B **42**, 3503 (1990).
[15] R. Morf *et al.*, Phys. Rev. B **34**, 3037 (1986).
[16] P.M. Platzman and S. He, Phys. Rev. B **49**, 13674 (1991).
[17] This should be contrasted with the gaps to charged excitations, for which the theoretical values are a factor of two bigger than the experimental ones even in the best cases. See, for example, K. Park, N. Meskini, and J.K. Jain, J. Phys. Condens. Matter **11**, 7283 (1999), and the references therein.
[18] V. Melik-Alaverdian and N.E. Bonesteel, Phys. Rev. B **52**, R17032 (1995).
[19] R. Price and S. Das Sarma, Phys. Rev. B **52**, 17032 (1995); V. Melik-Alaverdian and N. Bonesteel, Phys. Rev. Lett. **79**, 5286 (1997).
[20] K.A. Benedict, R.K. Hills, and C.J. Mellor, to appear in Phys. Rev. B (cond-mat/9907485).
[21] A. Pinczuk *et al.*, Surf. Sci. **229**, 384 (1990).
[22] Moonsoo Kang *et al.*, to be published.

TABLE I. Energies of the CF roton and the long wavelength neutral excitation at $1/3$, $2/5$, and $3/7$, for a strictly two-dimensional system, in units of $e^2/\epsilon l_0$. Also given is an estimate for the CF roton “mass”, $m_R^* \equiv \mu_R^* m_e \sqrt{B[T]}$, defined in Eq. (5), where m_e is the electron mass in vacuum. The statistical uncertainty in the last digit(s) is shown in parentheses.

mode	ν	energy	μ_R^*
$kl_0 = 0$	$1/3$	0.15	-
	$2/5$	0.087(1)	-
	$3/7$	0.068(5)	-
roton	$1/3$	0.066(1)	0.0079(3)
	$2/5$	0.037(1)	0.0090(11)
	$3/7$	0.027(3)	0.0095(32)

TABLE II. Comparison of theory and experiment for the roton energy as well as the energy of the long-wavelength exciton, quoted in units of $e^2/\epsilon l_0$. In Ref. [5], the roton energies were determined for $2/3$, $3/5$, and $4/7$, which, assuming particle-hole symmetry, are the same as the roton energies at $1/3$, $2/5$, and $3/7$, when measured in units of $e^2/\epsilon l_0$.

ν	$kl_0 = 0$		roton		Reference
	experiment	theory	experiment	theory	
$1/3$	0.082	0.104(1)	0.044	0.050 (1)	[3]
	0.084	0.113(1)	-	0.052(1)	[2]
	-	0.09(2)	0.041(2)	0.045(1)	[5]
	0.074	0.095(1)	0.047	0.047(1)	[4]
	-	0.092(1)	0.036(5)	0.045(1)	[6]
$2/5$	-	0.054(1)	0.021(2)	0.026(1)	[5]
	-	0.055(1)	0.025(3)	0.027(1)	[7]
$3/7$	-	0.044(2)	0.014(2)	0.017(2)	[5]

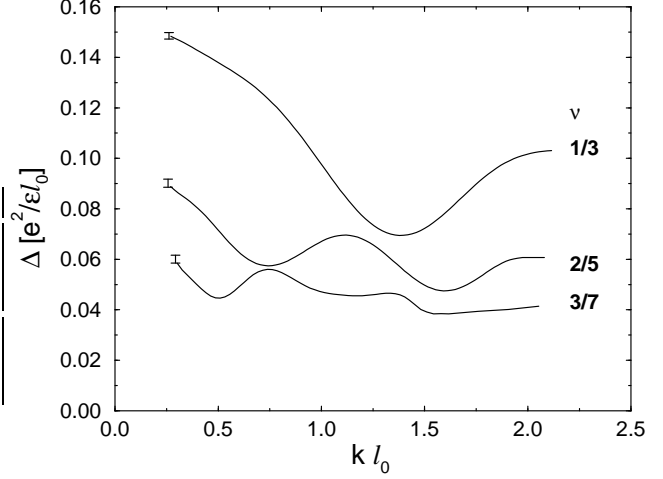


FIG. 1. The dispersions of the CF excitons at $\nu = 1/3$, $2/5$, and $\nu = 3/7$ for a strictly two dimensional system. The curves are obtained from the discrete points of systems with up to 50 particles (without extrapolation to the thermodynamic limit), with the typical Monte Carlo uncertainty shown at the beginning of each curve. The energies are given in units of $e^2/\epsilon l_0$, where $\epsilon = 12.8$ is the dielectric constant of GaAs, and l_0 is the magnetic length.

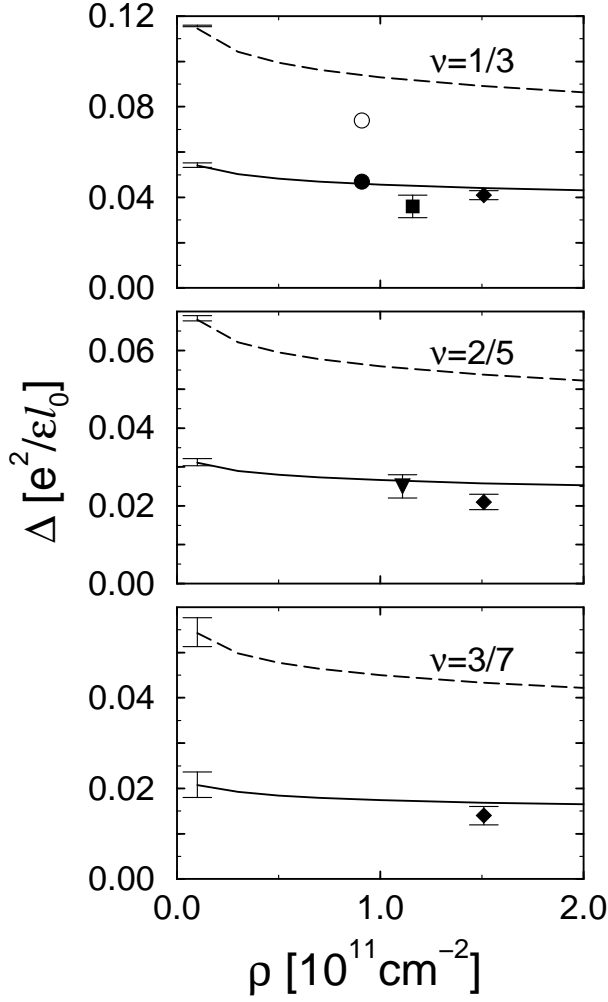


FIG. 2. The energies of the CF roton (solid line) and the long-wavelength CF exciton (dashed line) for heterojunction as a function of density, ρ . The typical uncertainty in the theoretical results is shown at the beginning of each curve. Experimental energies are also shown, taken from Ref. [4] (circle), Ref. [5] (diamond), Ref. [6] (square), and Ref. [7] (down-triangle); the filled symbols correspond to the roton, and the empty ones to the long wavelength mode.

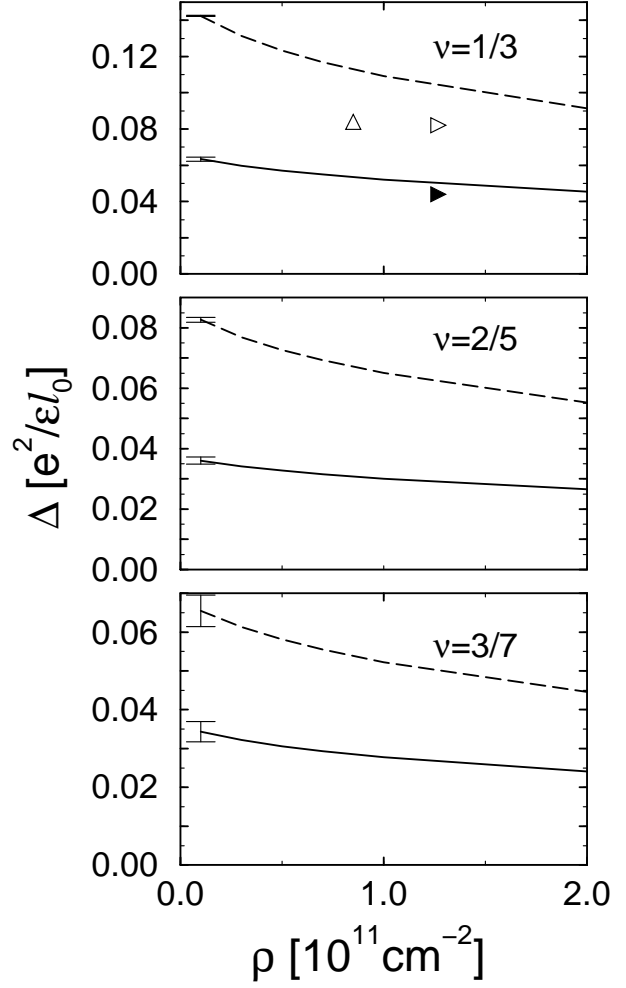


FIG. 3. Same as in Fig. (2) but for square quantum well of width 25nm. The experimental results are taken from Ref. [2] (up-triangle) and Ref. [3] (right-triangle); the filled (empty) symbols correspond to the roton (long wavelength mode).