

Universal Behaviour of the Superfluid Fraction and T_c of ^3He in Aerogel

G. Lawes^a, S.C.J. Kingsley^{a*}, N. Mulders^b, and J.M. Parpia^a

^aLaboratory of Atomic and Solid State Physics, Cornell University, Ithaca, NY, USA.

^bDepartment of Physics and Astronomy, University of Delaware, Newark, DL, USA

(November 7, 2018)

We have investigated the superfluid transition of ^3He in different samples of silica aerogel. By comparing new measurements on a 99.5% sample with previous observations on the behaviour of ^3He in 98% porous aerogel we have found evidence for universal behaviour of ^3He in aerogel. We relate both the transition temperature and superfluid density to the correlation length of the aerogel.

The properties of bulk ^3He are well understood. The extreme purity of ^3He at low temperatures makes it an ideal system to study the agreement between theoretical and experimental results on non-conventional Cooper pairing in the absence of disorder. Disorder plays a crucial role in suppressing the pairing interaction in high T_c superconductors, the other well established non-s-wave paired system. The superfluid transition of ^3He confined to a sample of very porous silica aerogel was first reported four years ago [1,2]. The aerogel provides a structural disorder background [4] to the liquid. ^3He is compressible, and the density can be continuously tuned by $\approx 30\%$ while maintaining a fixed disorder. The ^3He zero temperature coherence length ξ_0 , defined as $\xi_0 = \hbar v_f / k_B T_c$, varies from 180\AA to over 700\AA as a function of density. Because the Cooper pairs in ^3He form in a p-wave state, quasiparticle scattering from the aerogel strands is pairbreaking [3]. Thus the ^3He -in-aerogel system is well suited to the exploration of the effect of impurity scattering and disorder on the superfluid transition and phase diagram.

The superfluidity of ^3He in silica aerogel has been studied using torsional oscillators [1,4–6], NMR [2,6–9] and sound propagation [10,11] techniques. These measurements show that both the superfluid transition temperature (T_c) and superfluid density (ρ_s) of the ^3He are suppressed by the disorder, but that the transition remains sharp [1]. This suppression is sensitive to both the density and the microstructure of the aerogel sample.

The simplest model for the effect of impurity scattering on the ^3He superfluid transition is the homogeneous scattering model (HSM) which is based on the Abrikosov-Gorkov model for a superconductor with magnetic impurities that induce pair-breaking via spinflip scattering [12]. This mechanism is similar to that of diffuse scattering of Cooper paired ^3He from a surface [13], and is unable to explain the observed behaviour. Specifically, the observed suppression of the superfluid density is much greater than predicted by this model. More sophisticated models, such as the isotropic inhomogeneous scattering model (IISM) [14–16] proposed by Thuneberg and co-workers are able to quantitatively predict the superfluid transition temperature of ^3He in aerogel (for small suppressions) and have had success at qualitatively explain-

ing the observed superfluid densities.

In this Letter we present data from several different experiments on ^3He in aerogel, including new results on ^3He confined to a 99.5% porosity sample. This sample is a factor of four more dilute than any previously investigated [17] and is crucial for understanding the evolution from bulk ^3He to a regime where impurity scattering dominates. In comparing these different samples we find evidence that the relation between superfluid density and the superfluid transition temperature of ^3He in aerogel follows a universal behaviour, independent of the aerogel sample. This is significant because both of these quantities are individually sensitive to the microstructure of the aerogel, and vary greatly from sample to sample. We also present evidence that the suppression of T_c can be related to the correlation length (ξ_a) of the aerogel sample.

The aerogels used in the experiments discussed in this Letter were grown under basic conditions [18–21]. Under these conditions gelation is the result of diffusion limited aggregation of small ($\approx 30\text{\AA}$ diameter) primary silica particles. The aerogels are characterized by a fractal dimension (D_f) related to the real space correlations, and a long length scale cutoff to these correlations (ξ_a) above which the sample appears homogeneous. The fractal exponent depends only on the gelation process, while the cutoff length is also dependent on the average density. Simulations based on the diffusion-limited cluster-cluster aggregation (DLCA) algorithm predict that the fractal exponent should lie between 1.7 and 1.9, which is in good agreement with small-angle X-ray scattering (SAXS) measurements (Table I). We note that ξ_a in the most dilute sample, D, could not be inferred from the data as the SAXS did not extend to sufficiently small q .

	Porosity	D_f	ξ_a
Sample A	0.98	1.9	1300\AA
Sample B	0.98	1.8	$\approx 900\text{\AA}$
Sample C	0.98	1.8	840\AA
Sample D	0.995	1.7	$\geq 2000\text{\AA}$

TABLE I. Parameters that characterize aerogel samples.

Samples A and C have the same density, but were made under different conditions and have slightly different fractal dimension and significantly different ξ_a . Both samples A and C have been studied with SAXS. Sample B was made under conditions very similar to sample C. We do not have direct information on its microstructure from SAXS, but assume here that samples B and C are essentially identical. The correlation length for sample D is within the range obtained from simulations based on the DLCA algorithm and is consistent with the SAXS data of Mulders on a 99.6% sample ($\xi_a \geq 2000\text{\AA}$). For a more extensive discussion the reader is referred to reference [4].

The 99.5% porosity aerogel used for our experiment was grown inside the (on average) $100\ \mu\text{m}$ large pores of a coarse silver sinter. Previous torsional oscillator experiments have been affected by the presence of spurious resonances resulting from composite modes of ^3He and aerogel whose frequency crosses the resonant frequency of the cell [1,6]. The strength of these resonances grow as the porosity of the aerogel sample increases, affecting the quality of data [1,5,6]. In our cell the aerogel is clamped to the silver sinter, and the effect of spurious resonances is strongly reduced.

We operated our torsional oscillator in self-resonant mode near 483 Hz. The temperature in the cell was measured using a lanthanum diluted cerous magnesium nitrate ac susceptibility thermometer, thermally connected to the sample through a shared reservoir of ^3He . Data was collected while the temperature increased at a rate of $20\ \mu\text{K}$ per hour. The period shift of the oscillator as the superfluid ^3He decoupled from the torsion head provided both the transition temperature of the ^3He in aerogel and the superfluid density.

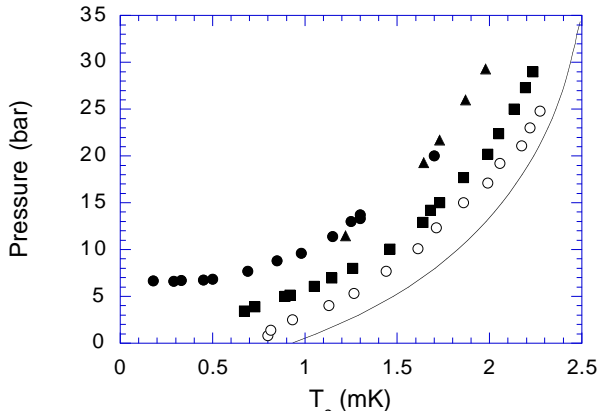


FIG. 1. The pressure is plotted versus T_c for different aerogel samples. The legend is as follows: filled squares are cell A (98% aerogel) [1], filled triangles are cell B (98% aerogel) [4], filled circles are for cell C (98% aerogel) [5] and empty circles are cell D (99.5% aerogel). The solid line is the superfluid transition curve for bulk ^3He .

Figure 1 shows the superfluid transition temperature for several different aerogel samples. Three of these samples (A, B and C) have a nominal porosity of 98%, the fourth one (D) is our 99.5% aerogel. All of these measurements were done by monitoring the period shift in

torsional oscillators filled with the aerogel and ^3He . The difference in transition temperature between samples A, B and C arises from differences in the microstructure of the aerogels (see table I and reference [4]). The relative suppression of the transition temperature ($1-T_c/T_{c0}$) (with T_{c0} the transition temperature in bulk ^3He) is larger at lower pressures (larger ξ_0) than at higher pressures (smaller ξ_0). In view of the fact that all the aerogels used in these experiments have a similar fractal dimension and primary particle size, one would expect them to be mutually self similar on length scales shorter than the fractal cutoff length. Thus for temperature dependent ^3He coherence lengths $\xi(T)$ shorter than ξ_a , the ratio of density of silica sampled at two different $\xi(T)$ is independent of aerogel density. Experimentally one observes a strong dependence of the suppression of T_c on the aerogel density.

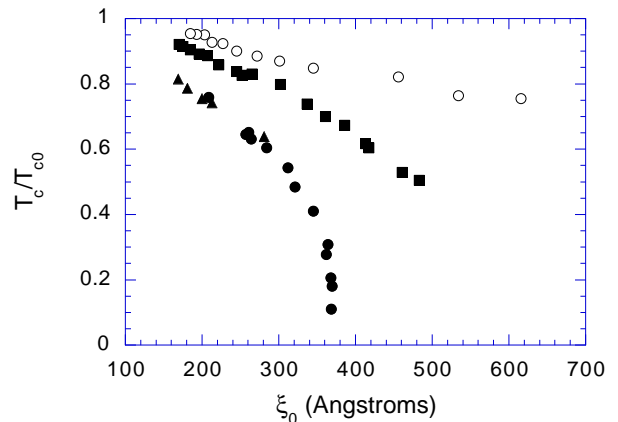


FIG. 2. The superfluid transition temperature for ^3He in aerogel, scaled by the bulk transition temperature, is plotted for several different samples as a function of ξ_0 . The symbols are the same as shown in Fig. 1.

In figure 2 we show the dependence of the relative suppression of T_c as a function of ξ_0 . At short coherence lengths, the relative suppression is small for all samples. However, when the pressure is reduced, increasing ξ_0 , this suppression shows a marked dependence on the microstructure of the aerogel. The transition temperature shows an evolution from a strong impurity scattering regime when the ^3He is confined to a 98% porosity aerogel sample towards the behaviour of bulk ^3He in the 99.5% sample.

Motivated by figure 2 we plot the relative suppression of T_c against ξ_0 scaled by the aerogel correlation length ξ_a . The aerogel-limited mean free path (l_g) would be another natural choice to compare against ξ_0 . However, this length scale has not been independently measured. If we use the HSM to determine l_g from T_c/T_{c0} , the values of l_g show a strong pressure dependence [22]. Figure 3 shows that the scaled transition temperature depends solely on the ratio of ξ_0 to ξ_a independent of the aerogel density. The error bars for sample D result from the high and low estimates (2000\AA and 3000\AA respectively) for the correlation length for a 99.5% porosity sample from DLCA simulations.

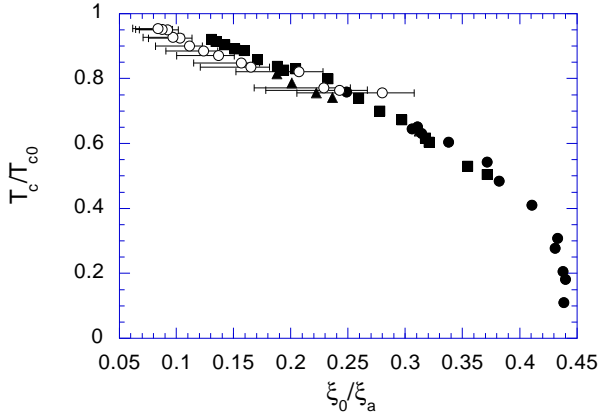


FIG. 3. Relative suppression of T_c versus ξ_0/ξ_a . The correlation length for the 99.5% sample is taken to be 2200\AA with the error bars corresponding to the high and low values of 3000\AA and 2000\AA .

We determined the temperature-dependent superfluid density of ^3He in 99.5% aerogel using the shift in resonant frequency of our torsional oscillator upon warming. A small, temperature dependent contribution due to bulk ^3He in the cell was subtracted. The remaining shift was scaled by the period change due to filling the cell with ^3He at 50 mK and by the tortuosity (measured with ^4He) to obtain the superfluid density. Figure 4 shows the bare superfluid density (ρ_s^b/ρ) plotted versus the reduced temperature T/T_c for different aerogel samples and pressures. The bare superfluid density is obtained from ρ_s by stripping away the Fermi liquid factor [23] according to:

$$\frac{\rho_s^b}{\rho} = \frac{(1 + \frac{1}{3}F_1)\frac{\rho_s}{\rho}}{1 + \frac{1}{3}F_1\frac{\rho_s}{\rho}} \quad (1)$$

and is equivalent to $1-Y(T)$ where $Y(T)$ is the temperature dependent Yosida function for bulk ^3He .

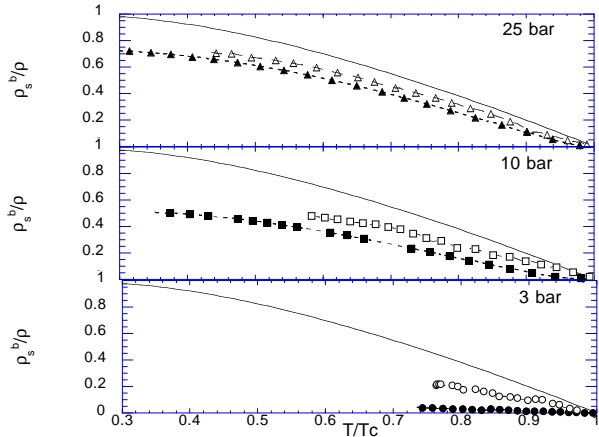


FIG. 4. We plot the bare superfluid density versus reduced temperature for cell A (98%), filled symbols, and cell D (99.5%), empty symbols.

As with the transition temperature T_c , the ρ_s^b for these two different samples are similar at high pressures and are both close to the bulk value. At the lowest pressure, there is a factor of five difference in ρ_s^b/ρ at the same reduced temperature between the 99.5% sample and the 98% sample; ρ_s^b/ρ is more strongly suppressed by the

aerogel than T_c . There is also a large difference between the suppression factors of T_c and ρ_s^b in the same aerogel sample. This large suppression in ρ_s with respect to T_c is consistent with measurements made on other samples [1,4], and cannot be explained with homogenous scattering models for ^3He in aerogel [14].

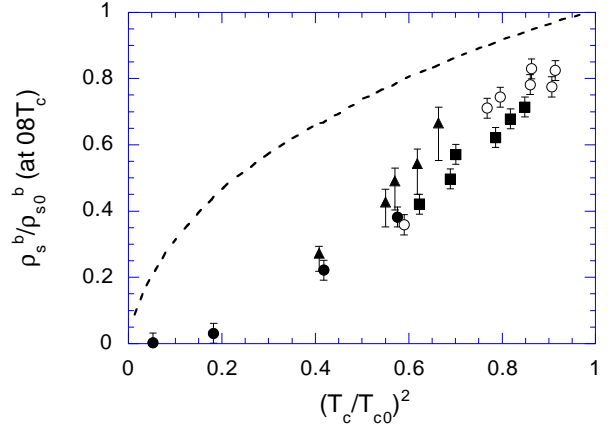


FIG. 5. The bare superfluid density at $0.8T_c$ scaled by the bare bulk superfluid density is plotted versus the square of the scaled T_c . The symbols are the same as in Fig. 1. The dashed line is the theoretical curve from the HSM.

In order to better understand the superfluid transition of ^3He in aerogel, in figure 5 we plot ρ_s^b/ρ_s at $0.8T_c$ against $(T_c/T_{c0})^2$ for several aerogel samples. The error bars shown for cell B arise from a spurious resonance that introduces uncertainty in the determination of ρ_s . As in figure 3, the data collapses on a universal curve. The dashed line is the prediction for a homogeneously scattering model based on the Abrikosov-Gorkov equation [14]. This plot compares aerogels with different densities—there is a factor of four difference in the average impurity density between the 98% samples and the 99.5% aerogel sample. Furthermore, the coherence length of the Cooper pairs varies from 180\AA to 600\AA over this data, yet the very strong pressure dependence shown in figures 2 and 4 has been factored out in this plot.

The correlations in the aerogel will affect the suppression of T_c and the evolution of ρ_s^b relative to a homogeneous disorder, but this suppression apparently depends only on the correlation length of the sample and possibly the fractal exponent. The steep slope of the data in figure 5 is evidence that the fractal nature of the aerogel plays an important role in the development of ρ_s [25]. Since all of these samples were base-catalyzed, the behaviour of ^3He in each aerogel is determined mainly by ξ_a . As long as ξ_0 is much less than ξ_a , the disorder sampled by the ensemble of Cooper pairs should be insensitive to changes in the temperature-dependent coherence length $\xi(T)$, until $\xi(T) \approx \xi_a$. That is, the system has a conformal symmetry normally absent in disordered systems. The evidence of this one-parameter scaling is displayed in figure 5; ρ_s^b is a function of T_c/T_{c0} (or equivalently ξ_0/ξ_a) only. This behaviour is reminiscent of the compilation of data from disordered high T_c materials by Franz *et al* [26] with the exception that the relative suppression of T_c/T_{c0} and

ρ_s/ρ_{s0} in the high T_c materials do not follow a universal behaviour, presumably because the impurities are not fractally correlated.

In order to compare the behaviour of T_c and ρ_s^b of ^3He in aerogel with ^3He in bulk it will be necessary to understand precisely *how* the fractal disorder affects the superfluid pairing mechanism. One test for models of non-conventional Cooper pairing in the presence of disorder would be to predict the functional form of the universal curve for ρ_s^b versus $(T_c)^2$ for ^3He in (base-catalyzed) aerogel. The IISM of Thuneberg *et al.* predicts a relation between ρ_s^b/ρ_{s0}^b and T_c/T_{c0} similar to the trend illustrated in figure 5, showing behaviour very different than Abrikosov-Gorkov model [14,15]. This model does not explicitly consider the fractal nature of the aerogel, but shows how inhomogeneities in the disorder can lead to a large suppression of ρ_s^b relative to T_c .

In this letter we have presented data from our measurements on ^3He in a very dilute 99.5% porous silica aerogel. The values of T_c and ρ_s^b fall between those of ^3He in bulk and ^3He in denser aerogel samples. We also present T_c and ρ_s^b data for ^3He in aerogel experiments performed at Cornell that show universal behaviour that can be traced to the fractal structure of the aerogel. In order to more fully understand this exciting physical system, more attention must be devoted to understanding the microstructure of the aerogel. Specifically, the universal scaling discussed above depends strongly on the fact that the fractal exponent real-space correlations is similar for all the aerogel samples. It would be interesting to study neutrally catalyzed silica aerogels, which have a different fractal exponent than the base-catalyzed samples [19]. ^3He would be expected to follow *different* universal behaviour when confined to base-catalyzed and neutrally catalyzed aerogels. As yet, there is no clear theoretical picture for why the transition temperature T_c should depend on the ratio ξ_0/ξ_a . The explanation for this behaviour will provide insight into how correlated disorder affects non-conventional Cooper pairing.

We would like to acknowledge helpful conversations with T.L. Ho, S. Yip, E. Thuneberg, J. Beamish, A. Golov and M.H.W. Chan. This research was supported by the NSF under DMR-9705295.

stroyed.

- [4] J.V. Porto and J.M. Parpia, Phys. Rev. B **59**, 14584 (1999).
- [5] K. Matsumoto *et al.*, Phys. Rev. Lett. **79**, 273 (1997).
- [6] H. Alles *et al.*, Physica B **255**, 1 (1998).
- [7] D.T. Sprague *et al.*, Phys. Rev. Lett. **77**, 4568 (1996).
- [8] B.I. Barker *et al.*, J. Low Temp. Phys. **113**, 635 (1998).
- [9] H. Alles *et al.*, Phys. Rev. Lett. **83**, 1367 (1999).
- [10] A. Golov *et al.*, Phys. Rev. Lett. **82**, 3492 (1999).
- [11] A. Matsubara *et al.*, to appear in Physica B.
- [12] A. A. Abrikosov and L. P. Gorkov, Zh. Eksp. Teor. Fiz. **39**, 1781 (1960), [Sov. Phys. JETP **12**, 1243 (1961)].
- [13] V. Ambegaokar, P.G. de Gennes and D. Rainer, Phys. Rev. A, **9**, 2676 (1974).
- [14] E. V. Thuneberg *et al.*, Phys. Rev. Lett. **80**, 2861 (1998).
- [15] R. Hanninen, T. Setälä, and E.V. Thuneberg, Physica B **255**, 11 (1998).
- [16] R. Hanninen and E. V. Thuneberg, to appear in Physica B.
- [17] Experiments at Manchester [6] on a 99% sample have determined the T_c of ^3He in this dilute aerogel, but have not yet yielded information on the superfluid density.
- [18] D. W. Schaefer and K. D. Keefer, Phys. Rev. Lett. **56**, 2199 (1986).
- [19] R. Vacher *et al.*, Phys. Rev. B **37**, 6500 (1988).
- [20] A. Hasmy, R. Vacher and R. Jullien, Phys. Rev. B **50**, 1305 (1994).
- [21] A. Hasmy *et al.*, Phys. Rev. B **50**, 6006 (1994).
- [22] J.V. Porto and J.M. Parpia, Czech. J. Phys. **46** Suppl. S6, 2981 (1996).
- [23] A. J. Leggett, Ann. Phys. **85**, 11 (1974).
- [24] The $T = 0$ value of ρ_{s0}^b is 1, since the bulk Yosida function is zero at $T = 0$.
- [25] E.V. Thuneberg, private communication.
- [26] M. Franz *et al.*, Phys. Rev. B **56**, 7882 (1997).

* Oxford Instruments plc, Eynsham, Witney, Oxon, OX8 1TL, UK

- [1] J.V. Porto and J.M. Parpia, Phys. Rev. Lett. **74**, 4667 (1995).
- [2] D.T. Sprague *et al.*, Phys. Rev. Lett. **75**, 661 (1995).
- [3] Because the silica is much smaller in diameter than the coherence length, the impurities penetrate into the Cooper pairs, in contrast to quasi-cylindrical pores with diameters $\approx \xi_0$ in which superfluidity is completely de-