

Anomalous spin susceptibility and magnetic polaron formation in the double exchange systems

Hongsuk Yi and N. H. Hur

*Center for CMR Materials, Korea Research Institute of Standards and Science,
Yusong, P.O. Box 102, Taejeon 305-600, Korea*

Jaejun Yu

*Department of Physics and Center for Strongly Correlated Materials Research,
Seoul National University, Seoul 151-742, Korea*

(May 7, 2018)

The magnetic susceptibility and spin-spin correlation of the double-exchange model for doped manganites are investigated through the Monte Carlo calculations on the three-dimensional lattice model. Deviations of the susceptibility from the Curie-Weiss behavior above the ferromagnetic ordering temperature T_c seem to indicate a formation of local ferromagnetic clusters in the vicinity of T_c , which is consistent with recent electron paramagnetic resonance experiments for $\text{La}_{2/3}\text{Ca}_{1/3}\text{MnO}_3$. A further analysis of the spin-spin correlations show the ferromagnetic cluster size to be three-to-four lattice spacings, suggesting that the charge carriers may form magnetic polarons.

PACS numbers: 75.30.Et, 75.30.-m, 71.10.-w

I. INTRODUCTION

Recent interests in mixed-valence manganites with the chemical compositions of $R_{1-x}A_x\text{MnO}_3$ (where R =rare earth; A =Ca, Sr, Ba) are largely ascribed to their potential technological applications.¹ The most notable feature of these materials is an extremely large change of resistivity under the application of a magnetic field near ferromagnetic ordering temperature T_c , which is known as colossal magnetoresistance (CMR). A metal-insulator (MI) transition accompanied by the ferromagnetic-paramagnetic phase transition is occurred near T_c . The strong connection between the MI transition and the ferromagnetic spin alignment has been understood in terms of the double-exchange (DE) mechanism.^{2,3} The conduction electrons in the e_g orbital of Mn^{3+} ions are hopping in the background of Mn^{4+} (t_{2g}) ion spins with an experience of a strong on-site Hund's rule coupling, thereby leading to an effective hopping integral of the form $t \cos(\theta_{ij}/2)$ where θ_{ij} is the relative angle between Mn^{4+} ions.

Although the electron-lattice interaction arising from the dynamic Jahn-Teller distortion is considered to be important for the understanding of overall trends of CMR phenomena⁴, the lattice polaron formation is incomplete to explain the transport properties in connection with the observed CMR phenomena.⁵⁻⁷ Contrary to the above approach, it is suggested that the e_g carriers can be trapped by spin-disorder scattering due to the local deviations of the ferromagnetic surroundings, resulting in the formation of magnetic polarons in the vicinity of T_c .^{8,9} Indeed, a lot of theoretical works¹⁰⁻¹⁴ have demonstrated that the magnetic polaron formation plays a crucial role in CMR phenomena in the paramagnetic state.

From the experimental point of view, much efforts have been devoted to understand their unique magnetic fea-

tures in the paramagnetic state. For instance, the high temperature inverse susceptibility for $\text{La}_{0.7}\text{Ca}_{0.3}\text{MnO}_3$ is smaller than expected from the Curie-Weiss law at low magnetic field $H < 0.1$ T.^{15,16} The deviation of susceptibility from Curie-Weiss law is also found in the layered material of $\text{La}_{1.35}\text{Sr}_{1.65}\text{Mn}_2\text{O}_7$, suggesting the formation of ferromagnetic cluster above T_c .¹⁷ Recent electron paramagnetic resonance (EPR) study¹⁸ revealed that EPR signals decrease exponentially at temperatures slightly above T_c , which results in an enormous enhancement of the effective spins of about ~ 30 per formula unit. Moreover, small angle neutron scattering experiment¹⁹ estimated the size of the ferromagnetic cluster in the paramagnetic state to be about 12\AA . There has also been an increasing realization²⁰⁻²² which manifest the importance of the magnetic fluctuations that is beyond the mean-field prediction in the paramagnetic state of the doped perovskite manganites.

The main purpose of this paper is to elucidate the characteristic features of the ferromagnetic polaron in the vicinity of T_c . In order to account for the spin fluctuation effects accurately, we adopt a Monte Carlo method^{13,14} for the DE model on the three-dimensional (3D) lattice. We found that the temperature dependence of inverse susceptibility deviates from the expected Curie-Weiss behavior, which is in good agreement with experimental observations. Also, the activation energy estimated from the non-Curie-Weiss part of the susceptibility coincides with that of EPR measurements for $\text{La}_{2/3}\text{Ca}_{1/3}\text{MnO}_3$.¹⁸ From these results together with the calculated spin-spin correlation, we suggest that charge carriers above T_c form the ferromagnetic cluster with the size of three-to-four lattice spacings.

II. MODEL AND CALCULATIONS

One of the simplest models for the description of the paramagnetic-ferromagnetic phase transition in doped manganites is a single-orbital DE model Hamiltonian. In the strong Hund's coupling limit ($J_H \rightarrow \infty$), it can be written as⁸⁻¹⁰

$$\mathcal{H} = - \sum_{\langle ij \rangle} (t_{ij} c_i^\dagger c_j + \text{h.c.}) - h \sum_i S_i^z, \quad (1)$$

where the operator c_i^\dagger creates a spinless conduction electron at site \vec{R}_i and h is an external magnetic field. The hopping amplitude in the strong Hund's coupling limit is given by

$$t_{ij} = t \left(\cos \frac{\theta_i}{2} \cos \frac{\theta_j}{2} + \sin \frac{\theta_i}{2} \sin \frac{\theta_j}{2} e^{i(\phi_i - \phi_j)} \right), \quad (2)$$

where the localized t_{2g} spin \vec{S}_i is treated as a classical spin $\vec{S}_i = |\vec{S}_i|(\sin \theta_i \cos \phi_i \hat{x} + \sin \theta_i \sin \phi_i \hat{y} + \cos \theta_i \hat{z})$ with the polar angles $\{\theta_i, \phi_i\}$ characterizing the orientation of the localized spin \vec{S}_i since the quantum effects can be neglected near room temperature. Furthermore, we assume that the azimuthal angle ϕ_i rotates independently since the contribution of the phase factor in the hopping integral to the partition function can be neglected.^{13,14} Thus, it is possible to replace t_{ij} by the DE form $t_{ij} = t \cos(\theta_{ij}/2)$, where θ_{ij} is the relative angle between neighboring Mn ions, and the conduction electrons are treated as a quantum object.

The grand canonical partition function of the present model with chemical potential can be denoted by

$$Z = \text{Tr}_S \text{Tr}_c e^{-\beta(\mathcal{H} - \mu \mathcal{N})}, \quad (3)$$

where Tr_S and Tr_c represent traces over the localized spin configuration and the conduction electron degree of freedom, respectively, and $\mathcal{N} = \sum_i c_i^\dagger c_i$. Here the conduction electron density $\langle n \rangle = \langle \mathcal{N} \rangle / L^3$ is determined by adjusting chemical potential μ . Since the DE model Hamiltonian is quadratic with respect to the Fermion operator $\{c_i\}$, Tr_c is directly calculated by diagonalizing the electronic part of the Hamiltonian. By performing the diagonalization of the $(L^3 \times L^3)$ hermitian matrix for each given spin configuration $\{\theta_i, \phi_i\}$, we obtain the L^3 eigenvalues denoted by $\epsilon_\alpha(\theta_i, \phi_i)$. Thus the resulting partition function becomes

$$Z = \prod_i^{L^3} \left(\int_0^\pi d\theta_i \sin \theta_i \int_0^{2\pi} d\phi_i \right) \prod_{\alpha=1}^{L^3} (1 + e^{-\beta(\epsilon_\alpha - \mu)}). \quad (4)$$

Now, we can apply a Monte Carlo integration procedure for the summation over the configuration angles $\{\theta_i, \phi_i\}$ of localized spins using a standard Metropolis algorithm.

The actual calculations are performed for 3D cubic lattices $L^3 = 6^3$ with periodic boundary conditions in spatial directions. Typically, we take 5000 Monte Carlo steps per site for statistical average. Thermodynamic quantities of interest are obtained directly from the thermal average of spin configurations and the eigenvalues of Hamiltonian. The carrier density $\langle n \rangle \approx 0.5$, i.e., the hole density $x = 1 - \langle n \rangle$, obtained by fixing $\mu = 0.0$.

III. RESULTS

Before studying the magnetic fluctuation effects, we first investigate the nature of the magnetic transition in the ferromagnetic state. Figure 1 shows the temperature (T) dependence of the magnetization, $M = \langle \sum_i S_i^z \rangle / L^3$, denoted by solid squares. As clearly shown in Fig. 1, the magnetization drops sharply when the ferromagnetic ordering temperature reaches to $T_c \approx 0.125t$ and the so-called ferromagnetic-to-paramagnetic transition takes places near T_c . The dashed line represents the mean-field prediction of DE model by Kubo and Ohata, leading to $M = M_o |T_c - T|^{1/2}$ with $M_o = \sqrt{5/T_c}$ for $S = 2$ as T_c is approached.³ This magnetic transition is closely related to the other transition of apparently different character, i.e., the T -dependence of resistivity.⁸ The obtained Monte Carlo result, however, varies more slowly than that of the mean-field prediction of DE model. Moreover it is noted that the magnetization data can be fitted with a power law of $M(T) \sim |T_c - T|^\beta$ just below T_c . The solid line in the Fig. 1 is a fitting curve, yielding $\beta = 0.32 \pm 0.01$. This value of the exponent β is very close to that of $\text{La}_{0.7}\text{Sr}_{0.3}\text{MnO}_3$ single crystal²³ and 3D Heisenberg class which is $\beta = 0.33$ in the vicinity of T_c . Above T_c , however, our calculated result of M is different from zero due to the finite-size effects. The similar results are also obtained by using different Monte Carlo methods for a larger size of unit cells $20 \times 20 \times 20$.²⁴

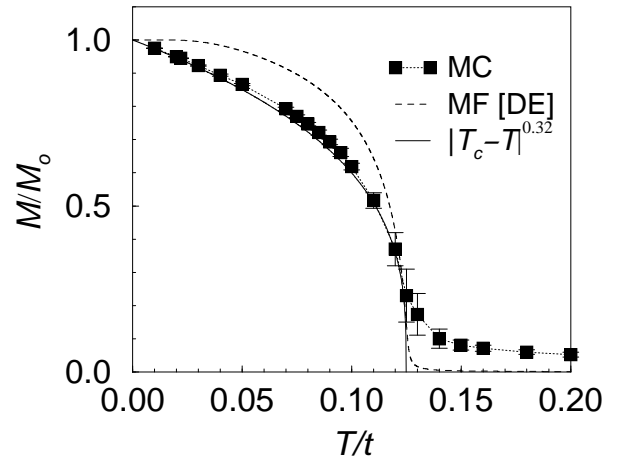


FIG. 1. Temperature dependence of magnetization $M(T)$. The dashed and the solid line is the mean-field prediction of double-exchange model and a fitting curve proportional to $|T_c - T|^{0.32}$, respectively.

Now we turn to study the magnetic fluctuation effects in the paramagnetic state. The magnetic susceptibility directly measures the magnetic fluctuation as shown in the following equation:

$$\chi \equiv \frac{\partial M}{\partial h} = \frac{\partial}{\partial h} \frac{\text{Tr} \sum_i S_i^z e^{-\beta(\mathcal{H} - \mu \mathcal{N} - h \sum_i S_i^z)}}{\text{Tr} e^{-\beta(\mathcal{H} - \mu \mathcal{N} - h \sum_i S_i^z)}} = \frac{\langle M^2 \rangle - \langle M \rangle^2}{T}. \quad (5)$$

Figure 2 provides χ as a function of T/T_c denoted by open squares. With increasing temperature, χ increases to a maximum near T_c and then quickly decreases above T_c . It should be noted that the susceptibility is well described by a power law of $\chi \sim |T - T_c|^{-\gamma}$ as T approaches close to the critical temperature T_c in the paramagnetic state, where the critical fluctuations are dominant. The inset of Fig. 2 shows $\ln(\chi)$ vs. $\ln(|T - T_c|)$ curve, yielding the exponent $\gamma = 0.92 \pm 0.01$ and the dashed line in the Fig. 2 is a fitting curve. This value of the critical exponent γ is smaller than those of the experimental suggestion of 1.22 for $\text{La}_{0.7}\text{Sr}_{0.3}\text{MnO}_3$ ²³ and the mean-field theory of Curie-Weiss law which is $\gamma = 1$ ²⁵. However, it is not unreasonable if we take account of the fact that the present value is determined only from the 6^3 finite size cluster calculation with no scaling analysis.

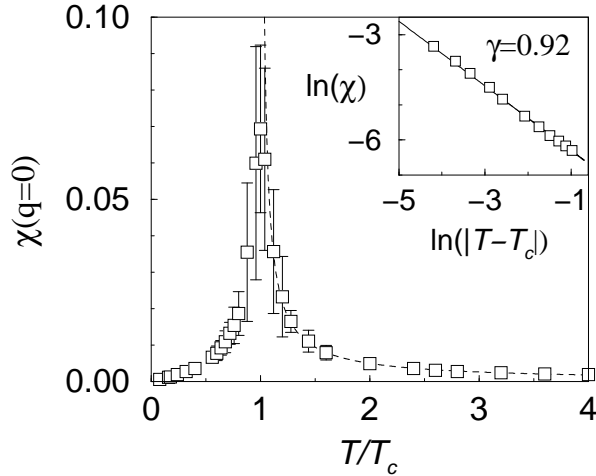


FIG. 2. Temperature dependence of magnetic susceptibility χ . The dashed line is the fitting curve of $|T - T_c|^{-\gamma}$ with $\gamma = 0.92$. The vertical lines indicate the estimation of error bar. Inset shows $\ln(\chi)$ vs. $\ln(|T - T_c|)$ above T_c .

On the other hand, in the high temperature regime of $\sim 2T_c$, the magnetic susceptibility of the DE system exhibits a peculiar temperature dependence. In fact, these magnetic entities in the paramagnetic state have been investigated over a long period of time. For instance,

$d(\chi^{-1})/dT$ in the high temperature regime²⁶ of a typical itinerant ferromagnetic such as nickel ($T_c = 623$ K) is known to be temperature-dependent. In order to understand the spin entities in the paramagnetic state, we plot $1/\chi$ vs. T/T_c in Fig. 3. In the high-temperature region of $T \gtrsim 2.5T_c$, the corresponding $1/\chi$ follows a linear Curie-Weiss behavior where each spin has a non-interacting magnetic moment. The solid line is the fitting curve of the Curie-Weiss law, $\chi \approx C/(T - \Theta)$, yielding the mean-field Curie temperature $\Theta = 0.5T_c$ and $C = 0.0008$. However, starting from and below $2T_c$, $1/\chi$ shows a distinct deviation from the expected Curie-Weiss law, suggesting a possible presence of short-range ferromagnetic clusters due to the spin fluctuations above T_c . This feature are consistent with observations in the recent experimental measurements on the single crystal of $\text{La}_{0.7}\text{Ca}_{0.3}\text{MnO}_3$ ¹⁵, the thin film of $\text{La}_{0.6}\text{Y}_{0.07}\text{Ca}_{0.33}\text{MnO}_3$ ¹⁶, and the layered material of $\text{La}_{1.35}\text{Sr}_{1.65}\text{Mn}_2\text{O}_7$ ¹⁷ in low magnetic field $h < 0.1$ T. For the high magnetic field, however, $1/\chi$ becomes larger than the one expected from the Curie-Weiss law¹⁶⁻¹⁸, indicating a suppression of ferromagnetic fluctuation due to the carrier delocalization and magnetic ordering by the applied magnetic.^{19,20}

Assuming that ferromagnetic clusters exist, one should see an effective moment which is larger than that of the appropriate average of Mn^{3+} and Mn^{4+} moments. From the consideration that P neighboring sites with ferromagnetically aligned spins form a spin polaron of the spin $(S_1 + PS_2)$ due to the double exchange mechanism, the effective spin for the fluctuation effects becomes⁹

$$S_{\text{eff}}^2 = x(S_1 + PS_2)(S_1 + PS_2 + 1) + (1 - x - Px)S_2(S_2 + 1),$$

where S_1 and S_2 identify the spin of Mn^{4+} and Mn^{3+} species, respectively. This estimation of the square of total spin will become larger than the one without spin polaron formation, i.e., $P = 0$ case, and consequently the inverse susceptibility will be smaller compared to the Curie-Weiss law. These features are consistent with our current Monte Carlo results as well as other results of the exact diagonalization study¹⁰ in which the effective spins of e_g carriers grow from 1/2 to 7 and the EPR experiments above T_c .¹⁷ Thus, it is reasonable to interpret that the spin polarized carriers form ferromagnetic polarons with each individual cluster retaining a large magnetic moment.

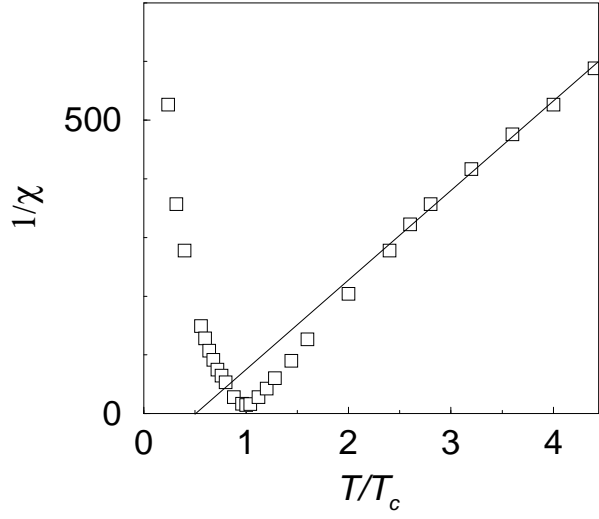


FIG. 3. Temperature dependence of the inverse susceptibility $1/\chi$. The solid line is the best fit of the Curie-Weiss behavior of the form $\chi = C/(T - 0.5T_c)$.

It is interesting to compare our Monte Carlo results with the outcomes from the EPR measurements. For this purpose we define the deviation of susceptibility from the Curie-Weiss law as $\Delta\chi \equiv \chi - C/(T - \Theta)$. In the intermediate temperature region of $T_c < T \lesssim 2.5T_c$, we find that $\Delta\chi$ can be fit by the following form

$$\Delta\chi = \chi_o \exp(E_a/T) \quad (6)$$

where E_a is an activation energy which scales to the T_c . Figure 4 shows $\ln(\Delta\chi)$ vs. $1000/T$ for fixing $T_c = 270$ K denoted open squares. The solid line is a fitting curve, yielding $E_a = 10T_c$ which corresponds to 0.22 eV for $t = 0.17$ eV, when $\chi_o = 9 \times 10^{-6}$ is used.

It is interesting to note that the EPR intensity decreases exponentially above T_c and has a strong correlation with the deviation of the magnetic susceptibility^{17,18}. For a comparison with our result of $\Delta\chi$, the log of intensity as a function of $1000/T$ for $\text{La}_{2/3}\text{Ca}_{1/3}\text{MnO}_3$ ($T_c \approx 270$ K) from Ref. [18] is shown in the inset of the Fig. 4. The shape of the T -dependence of EPR intensity is quite similar to the Monte Carlo result of $\Delta\chi$. The E_a obtained from EPR measurement is approximately $7T_c$ which is slightly smaller than that obtained from the $\Delta\chi$. According to the studies of Oseroff *et al.*,¹⁸ those spin entities are associated with some form of the magnetic cluster with the spins of about ~ 30 per formula unit. In other words, the E_a would be required in order to dissociate these spin entities made of collection of individual spins. Therefore, it is suggested that the magnetic polaron formation driven by the spin-disorder scattering should be generic of the MI transition regimes and is likely associated with the CMR phenomena in the doped manganites.

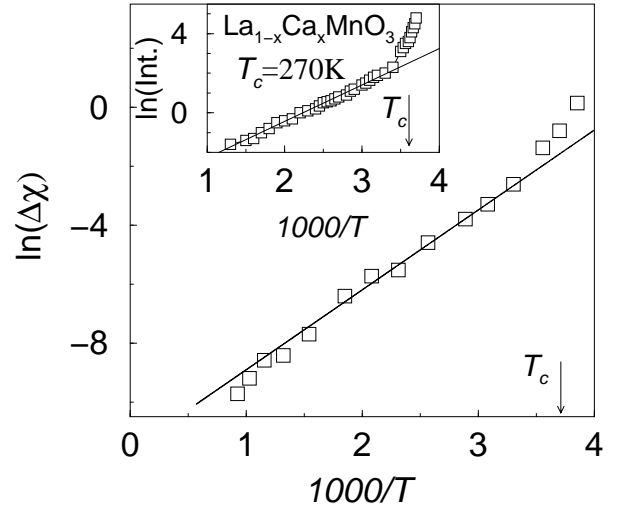


FIG. 4. $\ln(\Delta\chi)$ vs. $1000/T$ for $T_c \approx 270$ K and the solid line represents the best fit to Eq. (6). In the inset, EPR intensity of $\ln(I)$ vs. $1000/T$ for $\text{La}_{2/3}\text{Ca}_{1/3}\text{MnO}_3$ ($T_c \approx 270$ K) from Ref. [18].

Finally, we estimate the effective sizes of the ferromagnetic clusters in the paramagnetic state. Figure 5 shows the spin-spin correlation $\langle \sum_i \vec{S}_i \cdot \vec{S}_{i+r} \rangle$ as a function of T/T_c in the vicinity of T_c for several values of lattice sites. The shortest correlation for $r = 1$ is robust even for $T \gtrsim 2T_c$ and, in particular, almost 15% of the maximum at T_c . Furthermore, the short-range ferromagnetic correlation is clearly seen in the intermediated regime of $T_c < T \lesssim 2T_c$. The size of the ferromagnetic surroundings is of the order of $3 \sim 4$ lattice spacing distances, i.e., $12\text{\AA} \sim 16\text{\AA}$ if we consider a size of lattice as 4\AA , which is in good agreement with recent neutron scattering.^{19,20} Moreover, a simple estimation of the ferromagnetic correlation length, $P \approx (at/T)^{3/5}$, in terms of a ferromagnetic spin-polaron picture has been introduced by Varma⁹. At the temperature range of paramagnetic state, in particular at room temperature ~ 300 K, the size of the spin polaron is estimated to be a few lattice size for $t \approx 0.2$ eV, which agrees with the current results. It implies that the spin-polarized carriers can be trapped into a local ferromagnetic surroundings due to the spatially fluctuating spin correlations, resulting in the formation of the magnetic polarons in the paramagnetic phase.^{9,10}

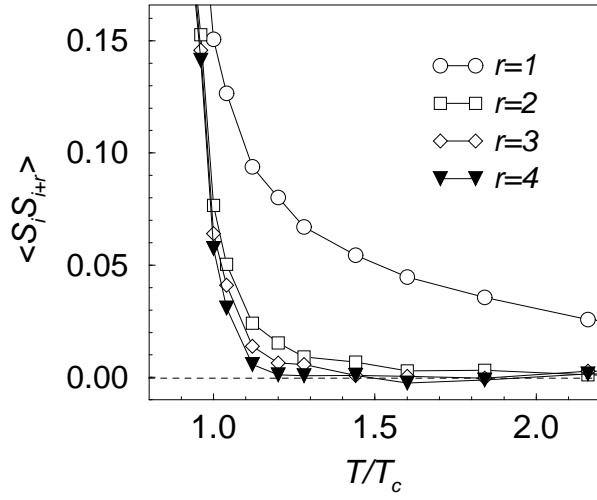


FIG. 5. Temperature dependence of the spin correlation $\langle \sum_i \vec{S}_i \cdot \vec{S}_{i+r} \rangle$ for $x = 0.5$ and $L^3 = 6^3$.

IV. CONCLUSIONS

Using Monte Carlo methods, we have studied the magnetic fluctuation effects near and above T_c within the framework of DE model. We found that the temperature dependence of the susceptibility shows a sharp peak near T_c , and the inverse susceptibility displays non-Curie-Weiss behavior above T_c . The activation energy obtained from the deviation of susceptibility from the Curie-Weiss behavior is consistent with the EPR measurements. These results clearly demonstrate the formation of the magnetic polaron with short-range ferromagnetic ordering in the paramagnetic state. Moreover, the ferromagnetic correlation length is estimated to be $3 \sim 4$ lattice spacings which is in good agreement with recent neutron scattering experiments^{19,20}. From the results, it is suggested that the magnetic polaron formation is responsible for the magnetic transition and the magneto-transport properties in doped CMR manganites.

ACKNOWLEDGMENTS

This work was supported by the Creative Research Initiatives Program in Korea. J.Y. acknowledges the support of the KOSEF and the BSRI (015-D00118) program. The author gratefully acknowledges the resource of the ETRI supercomputer center used in the present work.

- Lett. **75**, 3336 (1995); Y. Tokura, A. Urushibara, Y. Moritomo, T. Arima, A. Asamitsu, G. Kido, and N. Furukawa, J. Phys. Soc. Jpn. **63**, 3931 (1994).
- ² C. Zener, Phys. Rev. **82**, 403 (1951); W. Anderson and H. Hasegawa, Phys. Rev. **100**, 675 (1955).
- ³ K. Kubo and N. Ohata, J. Phys. Soc. Jpn. **33**, 21 (1972).
- ⁴ A. J. Millis, P. B. Littlewood, and B. I. Shraiman, Phys. Rev. Lett. **74**, 5144 (1995).
- ⁵ A. J. Millis, B. I. Shraiman, and R. Mueller, Phys. Rev. Lett. **77**, 175 (1996); Phys. Rev. B **54**, 5389 (1996); Phys. Rev. B **54**, 5405 (1996).
- ⁶ H. Röder, Jun Zang and A. R. Bishop, Phys. Rev. Lett. **76**, 1356 (1996).
- ⁷ J. D. Lee and B. I. Min, Phys. Rev. B **55**, 12 454 (1997).
- ⁸ N. Furukawa, J. Phys. Soc. Jpn. **63**, 3214 (1994); J. Phys. Soc. Jpn. **64**, 3164 (1995).
- ⁹ C. M. Varma, Phys. Rev. B **54**, 7328 (1996).
- ¹⁰ P. Horsch, J. Jaklic, and F. Mack, Phys. Rev. B **59**, R14 149 (1999).
- ¹¹ C. Batista, J. Eroles, M. Avignon, and B. Alascio, Phys. Rev. B **58**, R14689 (1998).
- ¹² J. M. Coey, M. Viret, and L. Ranno, Phys. Rev. Lett. **75**, 3910 (1995); M. Viret, L. Ranno, and J. M. Coey, Phys. Rev. B **55**, 8067 (1997).
- ¹³ H. Yi and S. Lee, Phys. Rev. B **60**, 6250 (1999); H. Yi and J. Yu, Phys. Rev. B **58**, 11123 (1998); H. Yi, N. H. Hur, and J. Yu, (unpublished).
- ¹⁴ S. Yunoki, J. Hu, A. Malvezzi, A. Moreo, N. Furukawa, and E. Dagotto, Phys. Rev. Lett. **80**, 845 (1998); E. Dagotto, S. Yunoki, A. Malvezzi, A. Moreo, J. Hu, S. Capponi, D. Poiblan, and N. Furukawa, Phys. Rev. B **58**, 6414 (1998).
- ¹⁵ M. Jaime, P. Lin, S. Chun, M. Salamon, P. Dorsey, and M. Rubinstein, Phys. Rev. B **60**, 1028 (1999).
- ¹⁶ J. Sun, L. Krusin-Elbaum, A. Gupta, Gang Xiao, and S. Parkin, Appl. Phys. Lett. **69**, 1002 (1996).
- ¹⁷ O. Chauvet, G. Goglio, P. Molinie, B. Corraze, and L. Brohan, Phys. Rev. Lett. **81**, 1102 (1998).
- ¹⁸ S. B. Oseroff, M. Torikachvili, J. Singley, S. Ali, S.-W. Cheong, and S. Schultz, Phys. Rev. B **53**, 6521 (1996).
- ¹⁹ J. M. De Teresa, M. Ibarra, P. Algarabel, C. Ritter, C. Marquina, J. Blasco, J. Garcia, A. del Moral, and Z. Arnold, Nature **386**, 255 (1997).
- ²⁰ P. G. Radaelli, G. Iannone, D. E. Cox, M. Marezio, H. Y. Hwang, and S.-W. Cheong, Physica B **241-243**, 295 (1998).
- ²¹ R. Kajimoto, T. Kakeshita, Y. Oohara, H. Yoshizawa, Y. Tomioka, and Y. Tokura, Phys. Rev. B **58**, R11837 (1998); H. Kawano, R. Kajimoto, H. Yoshizawa, Y. Tomioka, H. Kuwahara, and Y. Tokura, Phys. Rev. Lett. **78**, 4253 (1997).
- ²² A. Shengelaya, Guo-meng Zhao, H. Keller, and K. A. Muller, Phys. Rev. Lett. **77**, 5296 (1996).
- ²³ K. Ghosh, C. J. Lobb, R. L. Greene, S. Karabashev, D. Shulyatev, A. Arsenov, and Y. Mukovskii, Phys. Rev. Lett. **81**, 4740 (1998).
- ²⁴ M. J. Calderón and L. Brey, Phys. Rev. B **58**, 3286 (1998).
- ²⁵ C. Kittel, *Introduction to Solid State Physics* (John Wiley and Sons, New York, 1996), 7th ed. p 445.
- ²⁶ R. M. White, *Quantum Theory of Magnetism* (Springer-Verlag, New York, 1983), 2nd ed. p 95.

¹ S. Jin, T. H. Tiesel, M. McCormack, R. A. Fastnacht, R. Ramesh and L. H. Chen, Science **264**, 413 (1994); P. Schiffer, A. P. Ramirez, W. Bao, and S.-W. Cheong, Phys. Rev.