

Electrical transport properties of ultrathin disordered films

G.Sambandamurthy¹, K. DasGupta and N. Chandrasekhar

Department of Physics, Indian Institute of Science, Bangalore 560 012, INDIA

Abstract

We report an experimental study of quench condensed ($2K \leq T \leq 15K$) disordered ultrathin films of Bi where localisation effects and superconductivity compete. Experiments are done with different substrates and/or different underlayers. Quasi-free standing films of Bi, prepared by quenching Bi vapours onto solid Xe, are also studied. The results show a dependence of the transport properties both on the dielectric constant of the substrate/underlayer as well as the temperature of quench condensation. RHEED studies indicate that quantum size effects are important in these systems. In this paper, we try to correlate the structure of the films to the transport properties obtained.

Keywords: Bi thin films; Quench condensation; Transport properties

1. Introduction

The transport properties of 2-D disordered materials have been investigated during the last few decades. One means of varying the disorder in the system is by quench condensing metal flux onto cryogenically cooled substrates (typically $\leq 20K$), a technique pioneered by Buckel and Hilsch [1]. In this paper, we report studies on ultra thin Bi films quench condensed on amorphous quartz substrates with and without Ge underlayers. A few monolayers of Ge is thought to improve the wetting properties of the films [2]. The temperature of the substrate (T_s) at which the material is condensed is also varied and the results are presented.

2. Experiments and Results

The experiments were done *in-situ* in a custom-designed UHV cryostat. The cryostat is pumped by a turbo molecular pump backed by an oil-free diaphragm pump. Base pressure of $\sim 5 \times 10^{-10}$ Torr can be attained in the system. The substrate temperature can be maintained down to 2K by pumping on the liquid Helium bath. The material (Bi) is evaporated from a MBE-type Knudsen cell. A mechanical shutter is used to control the flux. The substrate is pre-deposited with platinum pads ($\sim 50\text{\AA}$ thick) for electrical contacts. Ge underlayer of 10\AA thickness (if used) is deposited on the substrate before loading it in the cryostat. The evolution of sheet resistance (R_s) vs temperature is studied. Electrical measurements are done with standard 4-probe d.c. method. Figure 1. shows the evolution of R_s vs T for Bi films deposited at $T_s = 4.2K$. The films grown on 10\AA Ge underlayer have

¹ Corresponding author Email:samband@physics.iisc.ernet.in

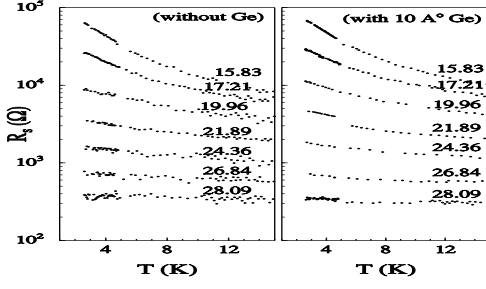


Fig. 1. Evolution of R_s vs T for films deposited at $T_s = 4.2\text{K}$. The numbers on the right hand side indicates film thickness in Å

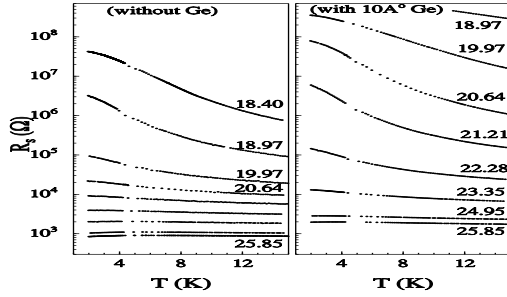


Fig. 2. Evolution of R_s vs T for films deposited at $T_s = 15\text{K}$

higher R_s than corresponding films grown on bare quartz substrates.

Figure 2. shows the evolution of R_s vs T for films deposited at $T_s = 15\text{K}$. Here the above mentioned effect is even more pronounced. The inference from these plots are: (a) when T_s is higher, the atoms can move through greater distances and rearrange themselves because of higher thermal energy and so it facilitates the formation of bigger clusters. This means less effective coverage of the substrate and so R_s is more, since tunneling would be the dominant conduction mechanism. (b) The Ge underlayer which is thought to improve the wetting of the films and hence assist homogenous film growth seems to be doing the opposite. One would, in general, expect the presence of an underlayer to reduce R_s [3]. But a thin layer of Ge offers a number of dangling bonds for the condensing Bi atoms. Even though the presence of a Ge layer provides more nucleation sites, the Bi atoms may attach to dangling bond sites, increasing the atomic scale

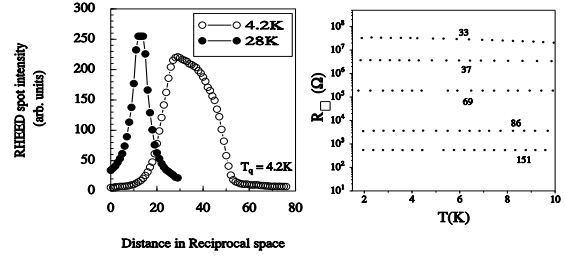


Fig. 3. a. RHEED horizontal intensity profile of the specularly reflected spot from Bi. b. Evolution of R_s vs T for films deposited on solid xenon. $T_s = 4.2\text{K}$. Xe was quench-condensed on bare quartz.

disorder. Films on bare substrates have disorder on meso or macroscopic scales in contrast to films on Ge. The higher atomic scale disorder enhances the possibility of electron localisation and so films have higher R_s [4] and the difference of conductance is of the order $e^2/2\pi^2\hbar$. The difference in the behaviour of Bi films compared to the previously published results may be attributed to the fact that the Ge is deposited at room temperature in our case. Fig.3.a. indicate that the films consist of clusters that are 25-100 Å in diameter. Films have also been quench-condensed on solid Xe underlayers (Fig.3.b.), to study the properties without any interference from the substrate/underlayer.

Acknowledgement

The work is supported by DST, Government of India. KDG thanks CSIR for the research fellowship.

References

- [1] V. Buckel and R. Hilsch, Z.Physik **132**, 420, (1952); **138**, 109, (1954).
- [2] D.B. Haviland, Y.Liu and A.M. Goldman, Phys. Rev. Lett. **62**, 2180 (1989).
- [3] M. Strongin, R.S. Thompson, O.F. Kammerer and J.E. Crow, Phys. Rev. B **1**, 1078, (1970).
- [4] E.G. Astrakharchik and C.J. Adkins, J.Phys.: Condens. Matter **10**, 4509, (1998).