

# Search for a quantum phase transition in $U(\text{Pt}_{1-x}\text{Pd}_x)_3$

M. J. Graf<sup>a,1</sup>, R. J. Keizer<sup>b</sup>, A. de Visser<sup>b</sup>, S. T. Hannahs<sup>c</sup>

<sup>a</sup>*Department of Physics, Boston College, Chestnut Hill, MA 02459, USA*

<sup>b</sup>*Van der Waals-Zeeman Inst., Univ. of Amsterdam, 1018XE Amsterdam, The Netherlands*

<sup>c</sup>*National High Magnetic Field Lab., Florida State University, Tallahassee, FL 32310, USA*

## Abstract

Pd in  $U(\text{Pt}_{1-x}\text{Pd}_x)_3$  suppresses the superconducting  $T_c$  to 0 K at  $x_c \simeq 0.007$  and induces a conventional AFM state for  $x \geq x_c$ . The resistivity below 1 K for  $x \leq 0.02$  shows a deviation from Fermi liquid behavior described by  $\rho(T) = \rho_0 + AT^\alpha$ ;  $\alpha$  varies from 2 for  $x = 0$  to 1.6 for  $x \simeq x_c$ . This suggests that a quantum phase transition (QPT) exists near  $x_c$ . Transport for a sample with  $x = 0.004 < x_c$  has a pressure-independent exponent  $\alpha = 1.77$ , suggesting that if a QPT exists it may be associated with the magnetic transition.

**Keywords:**  $UPt_3$ ; quantum phase transition; unconventional superconductivity; heavy fermions

Pd-substitution is a powerful technique for studying superconductivity, magnetism, and their interplay in  $UPt_3$ . It is the only known way to increase the splitting of the double superconducting transition.[1] This increase has been correlated with an increase in the ordered moment associated with anomalous small-moment antiferromagnetism (SMAF).[2] Also, it has been shown that Pd-substitution both suppresses the superconducting  $T_c$  to 0 K at  $x_c \simeq 0.007$ [3] and induces conventional large-moment antiferromagnetism (LMAF) for  $x > x_c$ .[4] The phase diagram for  $x \leq 0.02$ , from resistivity[3] and  $\mu$ SR measurements,[5] is shown in Fig. 1. It is strongly suggestive of a competition between superconductivity (SC) and static magnetic ordering (LMAF), as expected for a spin-fluctuation-based pairing mechanism.

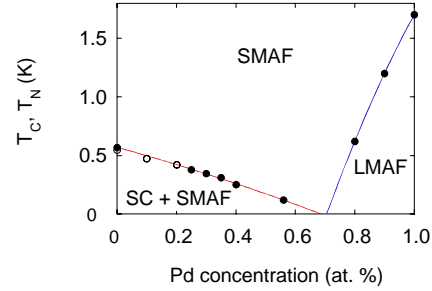


Fig. 1.  $U(\text{Pt}_{1-x}\text{Pd}_x)_3$  phase diagram,  $x \leq 0.02$  (open and solid symbols for single and polycrystals, respectively).

Apart from the nature of, and distinction between, the SMAF and LMAF phases, the phase diagram in Fig. 1 raises interesting questions. A quantum phase transition (QPT) may occur if the phase lines indeed go to  $T = 0$  K near  $x = 0.007$ . The QPT could be of magnetic origin, as observed in other heavy fermion systems[6], or possibly

<sup>1</sup> Corresponding author. E-mail: grafm@bc.edu

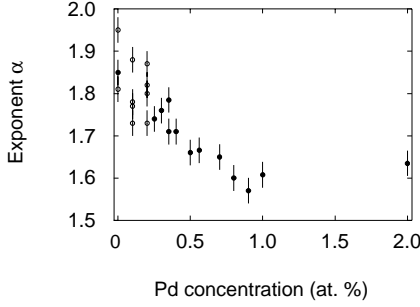


Fig. 2. Power law exponent versus Pd concentration.

be associated with superconductivity.[7] Here we present initial studies of these possibilities.

First, we examine the temperature-dependent resistivity of  $\text{U}(\text{Pt}_{1-x}\text{Pd}_x)_3$  for  $x \leq 0.02$  and for  $T \leq 1$  K for a variety of polycrystal and single crystal samples. Pure  $\text{UPt}_3$  has a Fermi liquid-like low- $T$  resistivity with a quadratic  $T$ -dependence. As Pd is substituted in for Pt, we observe a clear deviation from quadratic behavior. The quadratic term is thought to arise from spin-fluctuation scattering, and the resistivity can be written  $\rho(T) = \rho_0 + A(T/T_{sf})^2$ , where  $T_{sf}$  is the spin-fluctuation temperature (roughly 18 K in pure  $\text{UPt}_3$ [8]). This holds only when  $T \ll T_{sf}$ . The observed deviation could be explained within a Fermi liquid picture if  $T_{sf}$  was reduced by well over a factor of two for Pd concentrations of  $x = 0.005$ ; this is inconsistent with thermodynamic measurements.

The data is best described by  $\rho(T) = \rho_0 + AT^\alpha$ , with  $\alpha$  varying from 2 for  $x = 0$  to 1.6 for  $x \simeq x_c$ ; from limited data above  $x = 0.01$  it appears that  $\alpha$  either stays constant, or increases weakly, for  $x > x_c$  (see Fig. 2). This suggests that a quantum phase transition (QPT) exists near  $x_c$ , associated with either  $T_c$  or the Néel temperature  $T_N$  approaching 0 K. The value 1.6 is near the predicted value of 1.5 for 3-D critical fluctuations with dynamic exponent  $z = 2$ . [9]

Transport data for a polycrystalline sample with  $x = 0.004 < x_c$  is shown in Fig. 3 for ambient pressure ( $T_c = 0.25$  K) and 10 kbar. Data for the suppression of  $T_c$  will be presented elsewhere, but  $T_c$  approaches 0 K at 10 kbar. While the coefficient of

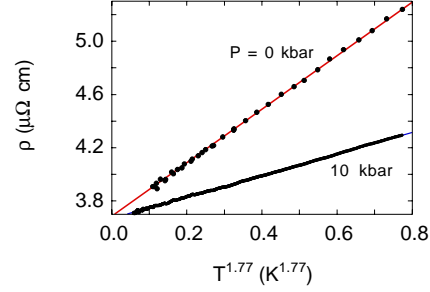


Fig. 3. Pressure-dependence of the resistivity,  $x = 0.004$ .

the temperature dependent resistivity is reduced, the exponent  $\alpha = 1.77$  is pressure-independent, suggesting that if a QPT exists it may be associated with the magnetic transition. We are currently studying the pressure-dependent transport of samples with  $x \geq x_c$  to determine the change in  $\alpha$  as the LMAF  $T_N$  approaches 0 K.

## Acknowledgement

Work was supported by Research Corporation (RA0246), NATO (CG11096) and by the Dutch funding agency FOM; the NHMFL is sponsored by the NSF and the State of Florida.

## References

- [1] T. Vorenkamp et al., Phys. Rev. B **48**, 678 (1993).
- [2] R. J. Keizer et al., accepted for publication, Phys. Rev. B (1999).
- [3] M. J. Graf et al., Physica B **259-261**, 666 (1999).
- [4] A. de Visser et al., Physica B **230-232**, 49 (1997).
- [5] A. de Visser et al., J. Magn. Magn. Mater. **177-181**, 435 (1998); M. J. Graf, to be published.
- [6] See P. Coleman, Physica B **261**, 353 (1999), and references therein.
- [7] R. Ramazashvili, Phys. Rev. B **56**, 5518 (1997); R. Ramazashvili and P. Coleman, Phys. Rev. Lett. **79**, 3752 (1997).
- [8] J. O. Willis et al., Phys. Rev. B **31**, 1654 (1985).
- [9] A. J. Millis, Phys. Rev. B **48**, 7183 (1993).