

Effect of in-plane magnetic field on magnetic phase transitions in $\nu = 2$ bilayer quantum Hall systems

Min-Fong Yang¹ and Ming-Che Chang²

¹ *Department of Physics, Tunghai University, Taichung, Taiwan*

² *Department of Physics, National Taiwan Normal University, Taipei, Taiwan*
(October 30, 2018)

By using the effective bosonic spin theory, which is recently proposed by Demler and Das Sarma [Phys. Rev. Lett. **82**, 3895 (1999)], we analyze the effect of an external in-plane magnetic field on the magnetic phase transitions of the bilayer quantum Hall system at filling factor $\nu = 2$. It is found that the quantum phase diagram is modified by the in-plane magnetic field. Therefore, quantum phase transitions can be induced simply by tilting the magnetic field. The general behavior of the critical tilted angle for different layer separations and interlayer tunneling amplitudes is shown. We find that the critical tilted angles being calculated agree very well with the reported values. Moreover, a universal critical exponent for the transition from the canted antiferromagnetic phase to the ferromagnetic phase is found to be equal to $1/2$ within the present effective theory.

73.40.Hm, 73.20.Dx, 75.30.Kz

Based on a microscopic Hartree-Fock theory and a long wavelength field theory,¹ recent theoretical works predict that, in the $\nu=2$ bilayer quantum Hall (QH) system under quite general experimental conditions, there can be three qualitatively different quantum magnetic phases: the fully spin polarized ferromagnetic phase (F), the paramagnetic symmetric or spin singlet (S) phase, and the intermediate canted antiferromagnetic (C) phase. There have been some encouraging experimental evidence for the existence of the novel C phase through inelastic light scattering spectroscopy,^{2,3} transport measurements,^{4,5} and capacitance spectroscopy.⁶ However, it is difficult to make a precise experimental verification of the proposed quantum phase transitions, because a given sample (with fixed values of the system parameters such as well widths, separations, etc.) is always at a fixed point in the quantum phase diagram calculated in Refs. [1]. Hence some extra parameters (for example, the in-plane magnetic field^{3,5,6} or the bias voltage^{4,5,7}) are necessary in order to allow experimentally a *continuous* tuning of the $\nu = 2$ QH system through the phase boundaries.

In this paper, we present a theoretical investigation of the influence of an external in-plane magnetic field on the quantum phase diagram of the bilayer system. Although the topology of the phase diagram given by the Hartree-Fock theory should be correct, the Hartree-Fock theory overestimates the stability of the C phase.¹ In order to go beyond the Hartree-Fock theory, an effective hard-core boson theory was proposed by Demler and Das Sarma.⁸ Later, it is pointed out that the hard-core bosons introduced in Ref. [8] form an exact Schwinger boson representation of an effective spin-1/2 system, and thus theoretical techniques developed for spin models can be readily applied to the present problem.⁹ Hence we extend this effective model to the case that a parallel magnetic field is applied, and study its effect on the magnetic phase transitions of the bilayer QH system at $\nu = 2$.¹⁰ It is found that the system may make multiple transi-

tions from the S phase to the C phase, and finally to the F phase as the parallel magnetic field increases. The general behavior of the critical tilted angle for different layer separations and interlayer tunneling amplitudes is shown, and we find that the critical tilted angles for the transition from the C phase to the F phase coincide quantitatively with the experimental values.^{3,5} Moreover, it is found that the critical exponent of this transition has a universal value, which is equal to $1/2$ within the present model.

In this work we assume that the electron-electron interaction and Zeeman energies are much smaller than the Landau level splitting due to the strong perpendicular magnetic field $B_{\perp}\hat{z}$, and we therefore restrict the orbital Hilbert space to the lowest Landau level of either spin. When a parallel magnetic field B_{\parallel} along the y direction is added, with the choice of the gauge $\mathbf{A} = (0, B_{\perp}x, -B_{\parallel}x)$, the Hamiltonian of the double-layer system has the form $H = H_0 + H_I$ with¹¹

$$H_0 = -\frac{\bar{\Delta}_{\text{SAS}}}{2} \sum_{k,\sigma} \left(e^{-iQkl^2} c_{1,k,\sigma}^{\dagger} c_{2,k,\sigma} + h.c. \right) - \frac{\bar{\Delta}_z}{2} \sum_{a,k,\sigma} \sigma c_{a,k,\sigma}^{\dagger} c_{a,k,\sigma} \quad (1)$$

and

$$H_I = \frac{1}{2} \sum_{a_1, a_2} \sum_{k, p, q} \sum_{\sigma_1, \sigma_2} V^{a_1 a_2}(q, k - p) \times c_{a_1, k+q, \sigma_1}^{\dagger} c_{a_2, p, \sigma_2}^{\dagger} c_{a_2, p+q, \sigma_2} c_{a_1, k, \sigma_1}, \quad (2)$$

where $c_{a,k,\sigma}^{\dagger}$ creates an electron in the a -th layer ($a = 1, 2$) with spatial wavefunction $u_k(x, y) = e^{-iky} e^{-(x-kl^2)^2/2l^2} / \sqrt{\pi^{1/2}lL}$ and spin $\sigma/2$ ($\sigma = \pm 1$) in the direction of the *total* magnetic field $\mathbf{B} = B_{\parallel}\hat{y} + B_{\perp}\hat{z}$. (L is the length of system along the y direction and

$l = \sqrt{\hbar c/eB_\perp}$ is the magnetic length.) Here the parameters in H_0 are defined as¹²

$$\bar{\Delta}_{\text{SAS}} = \Delta_{\text{SAS}} \exp(-Q^2 l^2/4), \quad (3)$$

$$\bar{\Delta}_z = \Delta_z \sqrt{1 + (B_\parallel/B_\perp)^2}, \quad (4)$$

where Δ_{SAS} is the tunneling-induced symmetric-antisymmetric energy separation, and Δ_z is the Zeeman energy *in the absence of* B_\parallel . We notice that B_\parallel induces an Aharonov-Bohm phase factor $\exp(\pm iQkl^2)$ depending on the sense of interlayer tunneling with $Q = B_\parallel d/B_\perp l^2$.

The matrix elements of the intralayer Coulomb interaction are

$$\begin{aligned} V_A(p_1, p_2) &= V^{11}(p_1, p_2) = V^{22}(p_1, p_2) \\ &= \sum_{\mathbf{q}} v_A(q) \delta_{p_1, q_y} e^{-q^2 l^2/2} e^{iq_x p_2 l^2}, \end{aligned} \quad (5)$$

and the matrix elements of the interlayer Coulomb interaction are

$$\begin{aligned} V_E(p_1, p_2) &= V^{12}(p_1, p_2) = V^{21}(p_1, p_2) \\ &= \sum_{\mathbf{q}} v_E(q) \delta_{p_1, q_y} e^{-q^2 l^2/2} e^{iq_x p_2 l^2}. \end{aligned} \quad (6)$$

Here $v_A(q) = (2\pi e^2/\epsilon q)F_A(q, b)$ and $v_E(q) = v_A(q)F_E(q, b)e^{-qd}$ are the Fourier transforms of the intralayer and the interlayer Coulomb interaction potentials, respectively. ϵ is the dielectric constant of the system, and d is the interlayer separation. In order to make a detailed comparison between the experimental data and the theoretical predictions, we have also included finite-well-thickness correction by introducing the form factor $F_A(q, b)$ ($F_E(q, b)$) in the intralayer (interlayer) Coulomb matrix elements, where $F_A(q, b) = 2/bq - 2(1 - e^{-qb})/b^2 q^2$, $F_E(q, b) = 4 \sinh^2(qb/2)/b^2 q^2$, and b is the width of a quantum well.¹⁶

Due to the Aharonov-Bohm phase factor in the tunneling process, if the electrons of the bilayer system are in the symmetric state for $B_\parallel = 0$, the inclusion of an in-plane field twists the original interlayer phase coherence and results in an increase in the interlayer Coulomb energy.^{13,14} This effect can be made explicit, if one absorbs the Aharonov-Bohm phase factor in H_0 and makes the matrix elements of H_0 real by redefining $\bar{c}_{1,k,\sigma} = \exp(iQkl^2/2)c_{1,k,\sigma}$ and $\bar{c}_{2,k,\sigma} = \exp(-iQkl^2/2)c_{2,k,\sigma}$, which can be considered as a kind of pseudospin rotation. In terms of the new operators $\bar{c}_{a,k,\sigma}$, the matrix elements of the intralayer and the interlayer Coulomb interactions become

$$\begin{aligned} \bar{V}^{11}(p_1, p_2) &= \bar{V}^{22}(p_1, p_2) = V_A(p_1, p_2), \\ \bar{V}^{12}(p_1, p_2) &= (\bar{V}^{21}(p_1, p_2))^* = V_E(p_1, p_2) e^{iQp_1 l^2}. \end{aligned} \quad (7)$$

Notice that the matrix elements of the *interlayer* Coulomb interaction become functions of B_\parallel .¹⁴ Consequently, in term of the $\bar{c}_{a,k,\sigma}$ operators, the microscopic

Hamiltonian at $B_\parallel \neq 0$ can be considered as that at $B_\parallel = 0$ with the modified matrix elements $\bar{\Delta}_{\text{SAS}}$, $\bar{\Delta}_z$, and $\bar{V}^{a_1 a_2}$. From these discussions, one can readily extend the effective hard-core boson theory to the $B_\parallel \neq 0$ case. We first give a brief review of the model for the $B_\parallel = 0$ case,^{8,9} and then provide the explicit relations between the matrix elements of the microscopic Hamiltonian and the parameters in the effective hard-core boson theory, such that the effect of an external in-plane magnetic field can be easily incorporated.

The Hamiltonian of a simple bilayer lattice model to describe the physics of the bilayer $\nu = 2$ QH system at $B_\parallel = 0$ may be written as⁸

$$\begin{aligned} \mathcal{H} &= -\frac{\Delta_{\text{SAS}}}{2} \sum_i (c_{1i\sigma}^\dagger c_{2i\sigma} + c_{2i\sigma}^\dagger c_{1i\sigma}) \\ &\quad - \Delta_z \sum_i (S_{1i}^z + S_{2i}^z) \\ &\quad + \frac{\epsilon_c}{2} \sum_i ((n_{1i} - 1)^2 + (n_{2i} - 1)^2) \\ &\quad - J \sum_{\langle ij \rangle} (\mathbf{S}_{1i} \mathbf{S}_{1j} + \mathbf{S}_{2i} \mathbf{S}_{2j}) \end{aligned} \quad (8)$$

where i is the in-plane site (intra-Landau-level) index, and σ is the spin index. $S_{1i}^a = \sum_{\alpha\beta} c_{1i\alpha}^\dagger \left(\sigma_{\alpha\beta}^a/2 \right) c_{1i\beta}$ and $n_{1i} = \sum_{\sigma} c_{1i\sigma}^\dagger c_{1i\sigma}$ are spin and charge operators for layer 1, with analogous definitions for layer 2. The effective Heisenberg coupling J and the local charging energy ϵ_c of this model can be estimated as follows. In order to have the same magnon spectrum in the F phase, one must impose that¹⁵ $Ja^2/2 = Al^2$ with the lattice constant $a = \sqrt{2\pi}l$ and $A = (1/4) \sum_k v_A(k) |k|^2 l^2 \exp(-k^2 l^2/2)$. Thus

$$J = \frac{1}{4\pi} \sum_k v_A(k) |k|^2 l^2 e^{-k^2 l^2/2}. \quad (9)$$

On the other hand, ϵ_c can be estimated from H_I under the Hartree-Fock approximation for the system in the F phase, which is given by

$$\epsilon_c = \sum_k V_A(k, 0) - \sum_k V_E(k, 0). \quad (10)$$

Under the simplifications in which the total charge fluctuations are left out and only the lowest two energy states for a given Landau orbital are kept, the effective bilayer lattice model can be further reduced to a hard-core boson theory,⁸ and it leads to a phase diagram which is more precise than that given by the Hartree-Fock theory and is actually exact within the reduced Hamiltonian.⁹ The phase boundary separating the F and the C phases and that separating the C and the S phases can be written as

$$\Delta_z = -E_v - J(1 - \sin 2\theta), \quad (11)$$

$$\Delta_z = -E_v - J(1 + \sin 2\theta), \quad (12)$$

where the parameters E_v and θ are⁸

$$E_v = \frac{\epsilon_c}{2} - \sqrt{\Delta_{\text{SAS}}^2 + (\epsilon_c/2)^2}, \quad (13)$$

$$\theta = \tan^{-1} \left[\frac{\epsilon_c/2}{\Delta_{\text{SAS}} + \sqrt{\Delta_{\text{SAS}}^2 + (\epsilon_c/2)^2}} \right]. \quad (14)$$

Now we turn to the case of the presence of an in-plane magnetic field. As mentioned before, when $B_{\parallel} \neq 0$, one needs to replace Δ_{SAS} and Δ_z by $\bar{\Delta}_{\text{SAS}}$ and $\bar{\Delta}_z$, respectively. Moreover, the matrix elements of the interlayer Coulomb interaction become $\bar{V}_E(p_1, p_2) = V_E(p_1, p_2) \exp(\pm i p_1 Q l^2)$. Therefore, the local charging energy becomes

$$\begin{aligned} \bar{\epsilon}_c = & \frac{e^2}{\epsilon l} \int_0^\infty dx e^{-x^2/2} F_A(x/l, b) \\ & - \frac{e^2}{\epsilon l} \int_0^\infty dx e^{-x^2/2} e^{-xd/l} F_E(x/l, b) J_0(Qxl) \end{aligned} \quad (15)$$

($J_0(x)$ is the Bessel function), which is an increasing function of B_{\parallel} .¹⁴

Substituting these modified parameters into Eqs. (11)-(14), the phase boundaries at nonzero B_{\parallel} are obtained. The quantum phase diagram for several in-plane magnetic fields is shown in Fig. 1. (In the followings, the length and the energy units are chosen to be the magnetic length l and the intralayer Coulomb energy $e^2/\epsilon l$.) It is clear that the region of the F (S) phase is expanded (shrunk) as B_{\parallel} increases. The reason that the F phase is enhanced and the S phase is suppressed comes from the fact that the system at $B_{\parallel} \neq 0$ has a weaker $\bar{\Delta}_{\text{SAS}}$ and a stronger $\bar{\Delta}_z$ compared to the system at $B_{\parallel} = 0$. From this quantum phase diagram, one finds that a parallel magnetic field can be a useful control parameter to tune the system through the phase boundaries. For example, by applying B_{\parallel} , the system can undergo a phase transition from the C phase to the F phase (or from the S phase to the C phase). Indeed, such transitions are observed in recent tilted-field experiments.^{3,5,6} The samples in Refs. [3] and [5] are initially in the C phase near the F-C phase boundary in the absence of B_{\parallel} . The bilayer system transits to the F phase when the tilted angle $\Theta = \tan^{-1}(B_{\parallel}/B_{\perp})$ reaches a certain critical value Θ_C . Thus the present theory can provide a qualitative explanation of the observed transitions in these experiments.

Moreover, we are able to compare the calculated Θ_C with these experimental results quantitatively. Since it is relatively easy to vary Δ_{SAS} and d in fabrication, we focus our attention on the dependence of Θ_C on them. Our theoretical prediction of the dependence of Θ_C on Δ_{SAS} (while the other parameters are fixed) is shown in Fig. 2. We find that Θ_C is a monotonic increasing function of Δ_{SAS} . It is expected because the system with a larger Δ_{SAS} locates at the phase diagram with a farther distance to the F-C phase boundary, and a larger bending of the F-C phase boundary caused by a bigger B_{\parallel} is

necessary to make a transition to the F phase. Adopting the sample parameters reported in Refs.[3] and [5], we obtain the theoretical values of $\Theta_C = 33.5^\circ$ and 48° , respectively (see Fig. 2), which agree very well with the measured values: $\Theta_C \simeq 37^\circ$ in Ref.[3] and $\Theta_C \simeq 50^\circ$ in Ref.[5]. The close agreement gives us confidence on the accuracy of the phase diagram calculated by using the effective bosonic spin theory. We also find that, near the transition point $\Delta_{\text{SAS}} = \Delta_{\text{SAS}}^{(c)}$, both curves in Fig. 2 (and other curves for several sets of system parameters) fit very well with the function $\Theta_c \simeq (\Delta_{\text{SAS}} - \Delta_{\text{SAS}}^{(c)})^\alpha$, where $\alpha = 1/2$. Indeed, by using series expansion for small Θ_c and $\Delta_{\text{SAS}} - \Delta_{\text{SAS}}^{(c)}$, this functional form can be derived from the formula of the F-C phase boundary. This result means that α is a *universal* critical exponent at the C-F phase transition, and its value ($\alpha = 1/2$) may reflect the mean-field character of the present approach.

The dependence of the critical tilted angle Θ_C on layer separation d is shown in Fig. 3 for several different sets of sample parameters. It can be seen that the critical tilted angle drops slowly at large d . In fact, for some cases it seems that Θ_C may not drop to zero even when the layer separation approaches infinity, which means that the C phase is stabilized in the single-layer limit. This is an artifact due to fixing the interlayer tunneling amplitude Δ_{SAS} for a given curve. If the dependence of $\Delta_{\text{SAS}}(d)$ can be known and incorporated in the calculation, the critical tilted angles should eventually drop to zero since the C phase is expected to disappear when the two layers are completely decoupled. Therefore, the increase of d in Fig. 3 should not be interpreted simply as a process of moving two layers apart. Rigorously speaking, a single curve in Fig. 3 is merely meant for samples with different values of d but *the same value* of Δ_{SAS} .

In conclusion, we have shown that the effective bosonic spin theory with no adjustable parameters can describe the experimental observations for the quantum phase transitions with quantitative accuracy. Moreover, we find that the critical exponent of the C-F phase transition has a universal value $\alpha = 1/2$ within the present effective model. It would be quite interesting to see whether future experiments support our prediction or not. Finally, the results presented here can be useful guidelines for experimentalists to design their samples for observing the magnetic phase transitions by tilting magnetic fields.

ACKNOWLEDGMENTS

The authors would like to thank H. L. Chiueh for many valuable discussions. M.F.Y. also acknowledge financial support by the National Science Council of Taiwan under contract No. NSC 88-2112-M-182-003. M.C.C. is supported by the National Science Council of Taiwan under contract No. NSC 88-2112-M-003-016.

- ¹ L. Zheng, R. J. Radtke and S. Das Sarma, Phys. Rev. Lett. **78**, 2453 (1997); S. Das Sarma, S. Sachdev and L. Zheng, Phys. Rev. Lett. **79**, 917 (1997); Phys. Rev. B **58**, 4672 (1998).
- ² V. Pellegrini *et al.*, Phys. Rev. Lett. **78**, 310 (1997).
- ³ V. Pellegrini *et al.*, Science **281**, 799 (1998).
- ⁴ A. Sawada *et al.*, Phys. Rev. Lett. **80**, 4534 (1998).
- ⁵ A. Sawada *et al.*, Phys. Rev. B **59**, 14 888 (1999).
- ⁶ V. S. Khrapai *et al.*, cond-mat/9903396, submitted to Phys. Rev. Lett.
- ⁷ L. Brey, E. Demler, and S. Das Sarma, Phys. Rev. Lett. **83**, 168 (1999). For the Hartree-Fock theory of the microscopic Hamiltonian, see A. H. MacDonald, R. Rajaraman, and T. Jungwirth, cond-mat/9903318.
- ⁸ E. Demler and S. Das Sarma, Phys. Rev. Lett. **82**, 3895 (1999).
- ⁹ Kun Yang, cond-mat/9903437.
- ¹⁰ The modification of the quantum phase diagram within the Hartree-Fock theory can be easily obtained by using the formulas of the phase boundaries in Ref. [1] with some suitable replacements of the matrix elements to take the effect of the parallel magnetic field and the finite well thickness into account (see the following discussions).
- ¹¹ Here we assume that the two quantum wells are so narrow that the effect of the in-plane magnetic field on the orbital degrees of freedom can be ignored. The good agreement between our results and the experimental observations may provide a justification of our approach.
- ¹² J. Hu and A. H. MacDonald, Phys. Rev. B **46**, 12 554 (1992).
- ¹³ K. Yang *et al.*, Phys. Rev. Lett. **72**, 732 (1994); K. Moon *et al.*, Phys. Rev. B **51**, 5138 (1995); K. Yang *et al.*, *ibid.* **54**, 11 644 (1996).
- ¹⁴ J. Yang and Wu-Pei Su, Phys. Rev. B **51**, 4626 (1995).
- ¹⁵ S. M. Girvin, *The Quantum Hall Effect: Novel Excitations and Broken Symmetries* in Les Houches Summer School 1998 (to be published by Springer Verlag and Les Editions de Physique, 1999), cond-mat/9907002. Notice that the expression in his Eq. (1.194) is two times smaller.
- ¹⁶ R. Cote, L. Brey, and A. H. MacDonald, Phys. Rev. B **46**, 10 239 (1992).

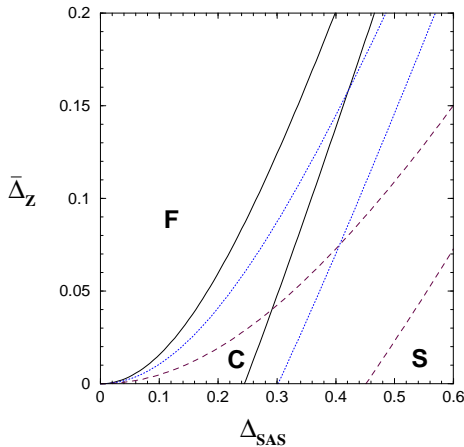


FIG. 1. $\nu=2$ bilayer phase diagrams in the bosonic spin theory for different in-plane magnetic fields B_{\parallel} . Here $\bar{\Delta}_z$ means the Zeeman energy caused by the *total* magnetic field. Continuous, dotted, and dashed lines correspond to $B_{\parallel}/B_{\perp} = 0, 1/\sqrt{3}$, and 1, respectively. The width of the electron layer is 1.0 and the interlayer separation is 1.45.

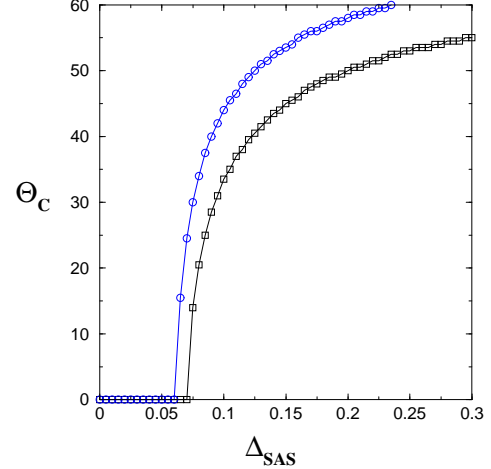


FIG. 2. Critical tilted angles for the C-F phase transition are plotted as a function of Δ_{SAS} . Circles are obtained using the parameters for the sample in Ref.[3], where $(\Delta_z, d, b) = (0.008, 1.45, 1.0)$; squares are for the sample in Ref.[5], where $(\Delta_z, d, b) = (0.00687, 1.08, 0.94)$. To compare the critical tilted angles with experimental values, choose $\Delta_{SAS} = 0.10$ for the first sample and $\Delta_{SAS} = 0.117$ for the second sample.

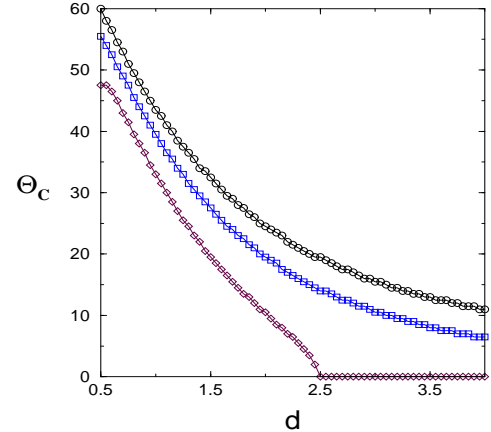


FIG. 3. Critical tilted angles for the C-F phase transition are plotted as a function of layer separation d . All three curves have the same $\Delta_z (= 0.008)$ and $b (= 1.0)$. The values of Δ_{SAS} for circles, squares, and diamonds are 0.1, 0.09, and 0.08 respectively.