

Spin and charge ordering in self-doped Mott insulators

T. Mizokawa, D. I. Khomskii, and G. A. Sawatzky

Solid State Physics Laboratory, Materials Science Centre, University of Groningen, Nijenborgh 4, 9747 AG Groningen, The Netherlands

(November 21, 2018)

We have investigated possible spin and charge ordered states in 3d transition-metal oxides with small or negative charge-transfer energy, which can be regarded as self-doped Mott insulators, using Hartree-Fock calculations on d - p -type lattice models. It was found that an antiferromagnetic state with charge ordering in oxygen 2p orbitals is favored for relatively large charge-transfer energy and may be relevant for PrNiO₃ and NdNiO₃. On the other hand, an antiferromagnetic state with charge ordering in transition-metal 3d orbitals tends to be stable for highly negative charge-transfer energy and can be stabilized by the breathing-type lattice distortion; this is probably realized in YNiO₃.

The electronic structure of 3d transition metal oxides is described by Zaanen-Sawatzky-Allen (ZSA) scheme [1] in which they are classified into two regimes according to the relative magnitude of the oxygen-to-metal charge-transfer energy Δ and the $d-d$ Coulomb interaction energy U . While the magnitude of the band gap is given by U in the Mott-Hubbard regime, it is given by Δ in the charge-transfer regime $\Delta < U$. 3d transition-metal oxides with high valence generally have very small or negative charge-transfer energy Δ and fall in a region which is not included in the ZSA scheme [2]. Actually, perovskite-type 3d transition-metal oxides such as LaCu³⁺O₃, [3] PrNi³⁺O₃ [4] and SrFe⁴⁺O₃ [5] have been studied by high energy spectroscopy and have been found to have very small or even negative charge-transfer energy Δ .

With small or negative Δ , the highest part of the oxygen 2p bands can overlap with the lowest part of the upper Hubbard band constructed from the transition-metal 3d orbitals so that some holes are transferred from the 3d orbitals to the 2p orbitals in the ground state. This state can be viewed as a self-doped state of a Mott insulator [6] such as has recently been suggested for CrO₂ [7]. The properties of such system are far from clear and can be very rich. It can be a paramagnetic metal, a ferromagnetic (FM) metal, and a non-magnetic insulator similar to Kondo-insulators [6]. However, there exists another possibility which has not been explored until now: it may have charge ordering or charge density wave. It is possible that, in a self-doped state of a Mott insulator, holes in the oxygen 2p orbitals undergo charge ordering just like doped Mott insulators such as La_{2-x}Sr_xNiO₄ [8]. In this letter, we study this possibility using model Hartree-Fock (HF) calculation and show that spin and charge ordered states may appear in perovskites with negative Δ . Based on the calculations, we argue that this phenomena occurs in perovskites containing Fe⁴⁺ (CaFeO₃) [9] and Ni³⁺ (R NiO₃ where R is a rare earth) [10]. Specifically, we consider the latter system, properties of which, especially its strange magnetic properties remain a puzzle until now [4,11].

We use the multi-band d - p model with 16 Ni sites in which full degeneracy of the Ni 3d orbitals and the oxygen 2p orbitals are taken into account [12]. The Hamiltonian is given by

$$H = H_p + H_d + H_{pd}, \quad (1)$$

$$H_p = \sum_{k,l,\sigma} \epsilon_k^p p_{k,l\sigma}^+ p_{k,l\sigma} + \sum_{k,l>l',\sigma} V_{k,ll'}^{pp} p_{k,l\sigma}^+ p_{k,l'\sigma} + H.c., \quad (2)$$

$$\begin{aligned} H_d = & \epsilon_d \sum_{i,m\sigma} d_{i,m\sigma}^+ d_{i,m\sigma} + u \sum_{i,m} d_{i,m\uparrow}^+ d_{i,m\uparrow} d_{i,m\downarrow}^+ d_{i,m\downarrow} \\ & + u' \sum_{i,m\neq m'} d_{i,m\uparrow}^+ d_{i,m\uparrow} d_{i,m'\downarrow}^+ d_{i,m'\downarrow} \\ & + (u' - j') \sum_{i,m>m',\sigma} d_{i,m\sigma}^+ d_{i,m\sigma} d_{i,m'\sigma}^+ d_{i,m'\sigma} \\ & + j' \sum_{i,m\neq m'} d_{i,m\uparrow}^+ d_{i,m\uparrow} d_{i,m'\downarrow}^+ d_{i,m'\downarrow} \\ & + j \sum_{i,m\neq m'} d_{i,m\uparrow}^+ d_{i,m\uparrow} d_{i,m'\downarrow}^+ d_{i,m'\downarrow}, \end{aligned} \quad (3)$$

$$H_{pd} = \sum_{k,m,l,\sigma} V_{k,lm}^{pd} d_{k,m\sigma}^+ p_{k,l\sigma} + H.c. \quad (4)$$

$d_{i,m\sigma}^+$ are creation operators for the 3d electrons at site i . $d_{k,m\sigma}^+$ and $p_{k,l\sigma}^+$ are creation operators for Bloch electrons with wave vector k which are constructed from the m -th component of the 3d orbitals and from the l -th component of the 2p orbitals, respectively. The intra-atomic Coulomb interaction between the 3d electrons is expressed using Kanamori parameters, u , u' , j and j' [13]. The transfer integrals between the transition-metal 3d and oxygen 2p orbitals $V_{k,lm}^{pd}$ are given in terms of Slater-Koster parameters ($pd\sigma$) and ($pd\pi$). The transfer integrals between the oxygen 2p orbitals $V_{k,ll'}^{pp}$ are expressed by ($pp\sigma$) and ($pp\pi$). Here, the ratio ($pd\sigma$)/($pd\pi$)

is -2.16. ($pp\sigma$) and ($pp\pi$) are fixed at -0.60 and 0.15, respectively, for the undistorted lattice. When the lattice is distorted, the transfer integrals are scaled using Harrison's law. [14] The charge-transfer energy Δ is defined by $\epsilon_d^0 - \epsilon_p + nU$, where ϵ_d^0 and ϵ_p are the energies of the bare $3d$ and $2p$ orbitals and U ($= u - 20/9j$) is the multiplet-averaged $d-d$ Coulomb interaction. Δ , U , and ($pd\sigma$) for PrNiO_3 are 1.0, 7.0, and -1.8 eV, respectively, which are taken from the photoemission study [4].

The formally Ni^{3+} (low-spin d^7) compounds $R\text{NiO}_3$ exhibit a metal-insulator transition as a function of temperature and the size of the R ion [10]. Among them, PrNiO_3 and NdNiO_3 are antiferromagnetic insulators below the metal-insulator transition temperature. Neutron diffraction study of PrNiO_3 and NdNiO_3 has shown that the magnetic structure has a propagation vector of $(1/2, 0, 1/2)$ with respect to the orthorhombic unit cell or is a up-up-down-down stacking of the ferromagnetic planes along the $(1, 1, 1)$ -direction of the pseudocubic lattice (see Fig. 1(a)) [11]. In order to explain the magnetic structure, orbital ordering of the $x^2 - y^2$ and $3z^2 - r^2$ orbitals has been proposed because one of the e_g orbitals is occupied in the low-spin d^7 configuration [11]. However, previous model HF calculations have shown that the orbital ordered state of $x^2 - y^2/3z^2 - r^2$ -type has a relatively high energy, suggesting that orbital ordering is not responsible for the magnetic structure [12].

The photoemission study of PrNiO_3 has shown that the charge-transfer energy Δ of PrNiO_3 is ~ 1 eV and that the ground state is a mixture of the d^7 and $d^8\bar{L}$ configurations, where \bar{L} denotes a hole at the oxygen $2p$ orbitals. Since the ground state has a large amount of oxygen $2p$ holes, it is also possible to describe it starting from the $d^8\bar{L}$ state. In this picture, the system can be viewed as a self-doped Mott insulator and the antiferromagnetic and insulating state in PrNiO_3 and NdNiO_3 may be interpreted as a spin and charge ordered state in the self-doped Mott insulator. Indeed, our calculations confirmed the existence of such ordered states which are consistent with the neutron diffraction measurement. They are illustrated in Fig. 1. In the state shown in Fig. 1(a), half of the oxygen sites have more holes than the other half. The excess holes located at the oxygen sites cause the ferromagnetic coupling between the neighboring two Ni spins. Therefore, the up-up-down-down stacking of the ferromagnetic planes along the $(1, 1, 1)$ -direction is realized without orbital ordering. On the other hand, all the Ni sites have the same number of $3d$ electrons. Let us denote this state as an oxygen-site charge-ordered (OCO) state. In the state shown in Fig. 1(b), while all of the oxygen sites are occupied by the same amount of holes, half of the Ni sites have more $3d$ electrons than the other half. This state can be called a metal-site charge-ordered (MCO) state.

In Fig. 2(a), the energies of the spin and charge ordered states relative to the FM and metallic state are

plotted as functions of the charge-transfer energy Δ for the cubic perovskite lattice. For $\Delta \leq 1$ eV, the OCO and MCO states exist as stable solutions. The OCO state is lower in energy than the MCO state for $-5 \text{ eV} \leq \Delta \leq 1$ eV. At $\Delta = -7$ eV, the OCO and MCO states are almost degenerate in energy. This result indicates that, as the charge-transfer energy Δ decreases, the MCO state becomes favored compared to the OCO state. In Fig. 2(b), the energies of the OCO and MCO states relative to the FM state are plotted for the perovskite lattice with the orthorhombic distortion which is due to the tilting of the NiO_6 octahedra. Here, the tilting angle is 15° which is a typical value found in $R\text{NiO}_3$ [10]. At $\Delta = -7$ eV, the MCO state is slightly lower in energy than the OCO state, indicating that the orthorhombic distortion or the GdFeO_3 -type distortion favors the MCO state. However, for $\Delta \geq -5$ eV, the OCO state has lower energy than the MCO state even with the substantial distortion. Since, in PrNiO_3 and NdNiO_3 , every Ni site has the same magnitude of the magnetic moment [11], it is reasonable to attribute the antiferromagnetic and insulating state in PrNiO_3 and NdNiO_3 to the OCO state. In the present model calculation without lattice distortions, the OCO state is higher in energy than the FM and metallic state for realistic Δ . However, since the charge ordering at the oxygen sites is expected to strongly couple with a lattice relaxation, a structural modulation may stabilize the OCO state as discussed in the following paragraphs.

The number of $3d$ holes N_d^h and spin S_d at the Ni sites are plotted as functions of Δ in Fig. 3(a). In the OCO state, N_d^h is uniform at all the Ni sites. As Δ decreases, N_d^h becomes smaller because the transfer of holes from the oxygen sites to the Ni sites increases. In these solutions, N_d^h are approximately two and the population of the $d_{x^2-y^2}$ orbital is the same as that of the $d_{3z^2-r^2}$ orbital, indicating that, in the OCO state, Ni is essentially $+2$ and the orbital degeneracy is lifted. On the other hand, N_d^h are 2.00 and 2.28 in the MCO state for $\Delta = 1$ eV. The Ni sites with N_d^h of 2.00 have the spin S_d of 0.80 and are Ni^{2+} as those in the OCO state. The Ni sites with N_d^h of 2.28 have no spin and is well described by the $d^8\bar{L}^2$ state which can hybridize with the low-spin d^6 state. In this sense, the Ni sites can be viewed as Ni^{4+} -like (low-spin d^6) sites. Therefore, the MCO state is a kind of charge disproportionated state in which two Ni^{3+} sites are turned into the Ni^{2+} -like and Ni^{4+} -like sites as pointed out by Solovyev *et al.* based on LDA+ U calculation [15]. An antiferromagnetic ordering of magnetic Ni^{2+} -like sites (see Fig. 1(b)) is also consistent with the neutron diffraction results [11]. As Δ decreases, the difference of N_d^h between the Ni^{2+} -like and Ni^{4+} -like sites becomes smaller in the MCO state. The difference almost disappears at $\Delta = -7$ eV, where the MCO state is almost degenerate in energy with the OCO state. Here, it is interesting to note that the charge disproportionation of $2\text{Fe}^{4+} \rightarrow \text{Fe}^{3+} + \text{Fe}^{5+}$ has been observed in CaFeO_3

[9] which has highly negative charge-transfer energy Δ [5]. The number of $2p$ holes N_p^h at the oxygen sites are plotted as functions of Δ in Fig. 3(b). The OCO state has the hole-rich and hole-poor oxygen sites. For Δ of 1 eV, N_p^h is ~ 0.33 at the hole-rich oxygen sites and is ~ 0.22 at the hole-poor oxygen sites. On the other hand, in the MCO state, N_p^h is uniform at all the oxygen sites.

Recently, Medarde *et al.* have observed strong ^{16}O - ^{18}O isotope effect on the metal-insulator transition of $R\text{NiO}_3$, [16] indicating that the electron-lattice coupling is important in $R\text{NiO}_3$. Very recently, Alonso *et al.* performed neutron diffraction studies of YNiO_3 and found the breathing-type distortion which may be an indication of charge ordering [17]. In Fig. 4, the relative energies of the OCO and MCO states compared to the ferromagnetic state are plotted for Δ of -1 eV as functions of the various lattice distortions with which the charge orderings are expected to couple. The MCO state becomes stable with the breathing-type lattice distortion as shown in Fig. 4(a). Here, δ_{O} is the shift of the oxygen ions which gives the breathing-type distortion. The MCO state becomes the lowest in energy for rather small distortion, indicating that the MCO state coupled with the breathing-type distortion is relevant for YNiO_3 . The OCO state can be stabilized with the modulation of the bond length which is a consequence of the shift of the Ni ions as shown in Fig. 4(b). Here, the shifts of the Ni ion are along the (1,1,1) direction and are given by $(\delta_{\text{Ni}}, \delta_{\text{Ni}}, \delta_{\text{Ni}})$ and $(-\delta_{\text{Ni}}, -\delta_{\text{Ni}}, -\delta_{\text{Ni}})$. Consequently, the Ni-O bond length for the FM coupling becomes shorter and that for the AFM coupling becomes longer. Fig. 4(c) shows that the OCO state is also stabilized by the modulation of the bond angle which is derived from the tilting of the octahedra and the shift of the oxygen ions. In this model distortion, the Ni-O-Ni bond angle for the FM coupling is 180° and that for the AFM coupling is smaller than 180° . In Fig. 4(c), the relative energy is plotted as a function of the smaller Ni-O-Ni bond angle. Although these distortions can stabilize the OCO state, we need unreasonably large modulations in order to make the OCO state lower in energy than the FM state. We need more experimental and theoretical investigations to identify the lattice distortion realized in PrNiO_3 and NdNiO_3 .

In conclusion, we have studied spin and charge ordered states in self-doped Mott insulators with small or negative charge-transfer energy. It was found that two types of charge ordered states are possible: the OCO state with charge ordering at the oxygen sites and the MCO state with charge ordering at the transition-metal sites. The present HF calculation without distortion has shown that the OCO state has lower energy than the MCO state for moderately small Δ and that the OCO and MCO states are almost degenerate for highly negative Δ . Since, in PrNiO_3 and NdNiO_3 , every Ni site has the same magnitude of the magnetic moment [11], the antiferromag-

netic and insulating state in PrNiO_3 and NdNiO_3 can be attributed to the OCO state of the self-doped Mott insulators. The OCO state in the self-doped Mott insulators is novel in that, even without explicit doping, the spin ordering at the transition-metal sites and the charge ordering at the oxygen sites coexist and couple with each other just like the spin and charge ordered states in the doped Mott insulators. On the other hand, for YNiO_3 , the strong breathing-type distortion stabilizes the MCO state. Here, it is interesting to note that Δ of CaFeO_3 is highly negative and can have the MCO state even without the strong breathing-type distortion. The charge disproportionated state observed in CaFeO_3 may be regarded as a kind of MCO state in the self-doped Mott insulators. In $R\text{NiO}_3$ and CaFeO_3 , the homogeneous state corresponds to an orbitally degenerate state ($t_{2g}^6 e_g^1$ for Ni^{3+} and $t_{2g}^3 e_g^1$ for Fe^{4+}). The charge disproportionation observed in CaFeO_3 and the OCO and MCO states for $R\text{NiO}_3$ may be another way to get rid of this orbital degeneracy besides the usual cooperative Jahn-Teller (or orbital) ordering.

The authors would like to thank M. Medarde, J. Rodriguez-Carvajal, J. L. Garcia-Muñoz, J. Matsuno, A. Fujimori, I. Solovyev and J. B. Goodenough for useful discussions. This work was supported by the Netherlands Organization for Fundamental Research of Matter (FOM) and by the European Commission TRM network on Oxide Spin Electronics (OXSEN).

-
- [1] J. Zaanen, G. A. Sawatzky, and J. W. Allen, Phys. Rev. Lett. **55**, 418 (1985); S. Hüfner, Z. Phys. B **61**, 135 (1985).
 - [2] T. Mizokawa *et al.*, Phys. Rev. Lett. **67**, 1638 (1991); **70**, 1565(E) (1993); Phys. Rev. B **49**, 7193 (1994); S. Nimkar *et al.*, Phys. Rev. B **48**, 7355 (1993).
 - [3] T. Mizokawa *et al.*, Phys. Rev. B. **57**, 9550 (1998).
 - [4] S. R. Barman, A. Chainani, and D. D. Sarma, Phys. Rev. B **49**, 8475 (1994); T. Mizokawa *et al.*, Phys. Rev. B. **52**, 13865 (1995).
 - [5] A. E. Bocquet *et al.*, Phys. Rev. B. **45**, 1561 (1992); J. Matsuno *et al.*, to be published in Phys. Rev. B.
 - [6] D. I. Khomskii, Lithuanian Journal of Physics **37**, 65 (1997).
 - [7] M. A. Korotin *et al.*, Phys. Rev. Lett. **80**, 4305 (1998).
 - [8] C. H. Chen, S.-W. Cheong, and A. S. Cooper, Phys. Rev. Lett. **71**, 2461 (1993); V. Sachan *et al.*, Phys. Rev. B **51**, 12742 (1993).
 - [9] M. Takano *et al.*, J. Solid State Chem. **39**, 75 (1981).
 - [10] J. B. Torrance *et al.*, Phys. Rev. B. **45**, 8209 (1992); M. Medarde *et al.*, Phys. Rev. B. **46**, 14975 (1992).
 - [11] J. L. Garcia-Muñoz, J. Rodriguez-Carvajal and P. Lacorre, Phys. Rev. B. **45**, 8209 (1994); J. Rodriguez-Carvajal *et al.*, Phys. Rev. B. **57**, 456 (1998).

- [12] T. Mizokawa and A. Fujimori, Phys. Rev. B **51**, 12880 (1995); T. Mizokawa and A. Fujimori, Phys. Rev. B **54**, 5368 (1996).
 [13] J. Kanamori, Prog. Theor. Phys. **30**, 275 (1963).
 [14] W. A. Harrison, *Electronic structure and the Properties of Solids* (Dover, New York, 1989).
 [15] I. V. Solovyev *et al.*, unpublished.
 [16] M. Medarde *et al.*, Phys. Rev. Lett. **80**, 2397 (1998).
 [17] J. A. Alonso *et al.*, Phys. Rev. Lett. **82**, 3871 (1999).

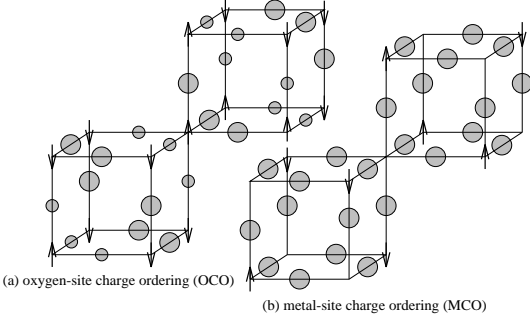


FIG. 1. Schematic spin and charge orderings (a) for the oxygen-site charge-ordered (OCO) and (b) for metal-site charge-ordered (MCO) states. The arrows and the circles indicate the Ni spins and the oxygen $2p$ holes, respectively. The larger and smaller circles are for the hole-rich and hole-poor oxygen sites, respectively.

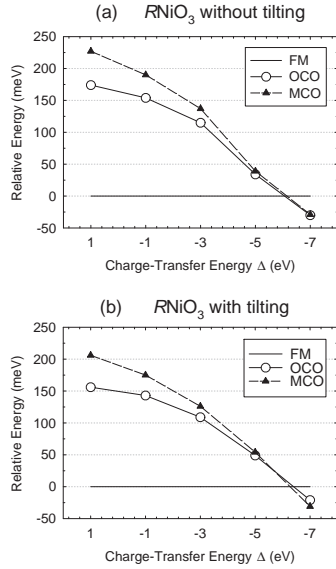


FIG. 2. Energies of the OCO and MCO states relative to the ferromagnetic and metallic state as functions of the charge-transfer energy Δ (a) for the cubic perovskite lattice and (b) for the perovskite-lattice with the orthorhombic distortion.

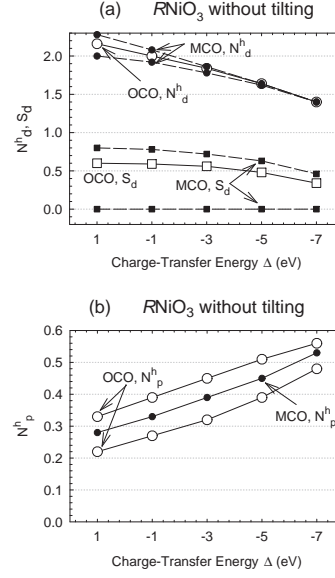


FIG. 3. (a) Number of $3d$ holes N_d^h and spin S_d at the Ni sites as functions of the charge-transfer energy Δ . (b) Number of $2p$ holes N_p^h at the oxygen sites as functions of the charge-transfer energy Δ .

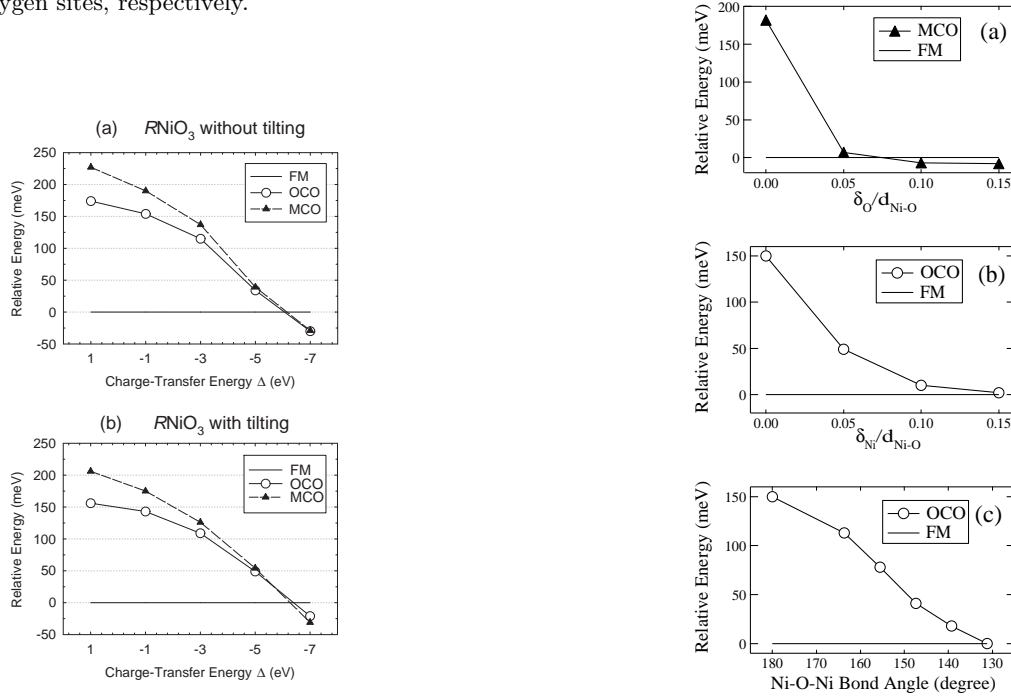


FIG. 4. Energies of the OCO and MCO states relative to the FM state as functions of (a) the breathing-type distortion given by the shift of the oxygen ions, (b) the modulation of the bond length driven by the shift of the Ni ions, and (c) the modulation of the bond angle driven by the shift of the oxygen ions. δ_O and δ_{Ni} are the shifts of the oxygen and Ni ions. d_{Ni-O} is the Ni-O bond length for the undistorted lattice.