

The simplest deterministic self-organized critical system

Maria de Sousa Vieira*

Department of Biochemistry and Biophysics, University of California, San Francisco, CA 94143-0448.

We introduce a new continuous cellular automaton that presents self-organized criticality. It is one-dimensional, totally deterministic, without any embedded randomness, not even in the initial conditions. This system is in the same universality class as the Oslo rice pile system, boundary driven interface depinning and the train model for earthquakes. In it we find chaotic behavior, with the largest Liapunov exponents depending on the system size via a power-law. Even with finite drive the system is still self-organized critical, up to a given system size.

In 1987, Bak, Tang and Wiesenfeld (BTW) showed that fractal behavior, that is, power-law distributions, can be observed in simple dissipative systems with many degrees of freedom without fine tuning of parameters [1]. They called this phenomenon self-organized criticality (SOC). Until then, the studies of fractal structures were basically related to equilibrium systems where fractality appears only at special parameter values where a phase transition takes place.

Since the pioneering work of BTW, an enormous amount of numerical, theoretical and experimental studies have been done in systems that present SOC. One of the most interesting experimental studies demonstrating the existence of SOC in Nature has been done in a quasi-one-dimensional pile of rice by Frette *et. al* [2]. They found that the occurrence of SOC depends on the shape of the rice. Only with sufficient elongated grains, avalanches with a power-law distribution occurred. If the rice had little asymmetry, a distribution described by a stretched exponential was seen. Christensen *et. al* [3] introduced a model for the rice pile experiment in which the local critical threshold varies randomly between 1 and 2. They found that their model, known as the Oslo rice pile model, reproduced well the experimental results.

A good understanding of the Oslo system was achieved by Paczuski and Boettcher [4]. They showed that it could be mapped exactly to a model for interface depinning where the interface is slowly pulled at one end through a medium with quenched random pinning forces. They found that the height of the interface maps to the number of toppling events in the rice pile model. The critical exponents of the two models were identical (within the error bars), showing that they were in the same universality class. Paczuski and Boettcher also conjectured that the train model for earthquakes, which was introduced by Burridge and Knopoff [5], and studied in detail in [6],

is also in that same universality class. The train model is the only model that we know that presents SOC and has no kind of embedded randomness. However, it is governed by coupled ordinary equations (ODE's), what makes its study very time consuming.

A way of making a system governed by ODE's more amenable to computer simulations is to discretize it. This was done by Olami, Feder and Christensen (OFC) [7] who introduced a continuous cellular automaton (CCA) to study the two-dimensional version of another Burridge-Knopoff model for earthquakes [5]. In the OFC model, SOC is seen only in systems that have a geometry with dimensionality of at least two. That system is a variation of a model introduced by Nakanishi [8], which has a one-dimensional geometry. However, the model introduced by Nakanishi *does not* present SOC, since the power-law distribution it presents has an upper cutoff that is unrelated to the system size. Only at a precise line in the parameter space ($\alpha = 1$ in Nakanshi's notation) a phase-transition takes place [9,10] and the power law extends up to the system size, as in equilibrium systems. This is inconsistent with SOC, since by definition it does not require fine tuning.

Here we introduce a new self-organized critical system, that is governed CCA. It is one-dimensional and has no embedded randomness, not even in the initial conditions. We will show that our model belongs to the same universality class as the Oslo rice pile, boundary driven interface depinning and the train model. The importance of our results comes from the fact that we show that it is possible to map stochastic SOC systems to simple, discrete, chaotic system, in which no randomness exists. Such an equivalence of a deterministic model with no embedded randomness which is chaotic with a stochastic model also occurs between the deterministic Kuramoto-Shivashinsky [11] equation and the Langevin equation proposed by Kardar, Parisi and Zhang [12]. It is obvious that the train model governed by ODE's already achieved this [6]. However, because its simulation is very time consuming, it will probably be impossible to find such equivalences for higher dimensional (two, three, etc) systems, unless the system is discretized, as we do here. In fact, we are unaware of any studies on train-like systems with dimensionality higher than one.

The train model is shown in Fig. 1(a). It consists of a chain of blocks connect by harmonic springs. The blocks are on a rough surface with friction, and the first block is pulled slowly with a constant velocity by a driver. The dynamics of the model is as follows: suppose that all the blocks are initially at rest. As the driver pulls the first

block, it remains stuck until the elastic force overcomes the static friction. When this occurs, the first block will move a little and will be stopped again by friction. Such small events (or earthquakes) will continue, and will increase the elastic force on the second block. There will be a moment when the elastic force on the second block will overcome the friction force, and then we will see an event involving two blocks. This kind of dynamics will continue with events, involving three, four, or all the blocks in the system.

The elastic force in block i is given by $f_i = x_{i-1} - 2x_i + x_{i+1}$, where x_i is the displacement of block i with respect to its equilibrium position (without losing generality, the spring constant can be taken as equal to 1 [6]). The boundary conditions are $x_0 = 0$ and $x_{L+1} = x_L$. After an earthquake, in which block i was displaced by Δx , the elastic forces in block i and in its nearest neighbors will be $f'_i = f_i - \Delta f$, and $f'_{i\pm 1} = f_{i\pm 1} + \Delta f/2$, respectively, where $\Delta f = 2\Delta x$. Thus, the force that is relaxed in block i is redistributed equally to its near nearest neighbors, implying conservation of elastic forces. This is embedded into the geometry of the system. However, the model does dissipate energy through friction between the rough surface and the blocks. Consequently, the model is conservative with respect to elastic forces, and dissipative with respect to energy. This is one of the main distinctions between the train model and the other Burridge and Knopoff earthquake model studied by Nakanishi and OFC, in which neither the energy nor the forces are conserved.

In the discretized version of the train model that we introduce here, each block i is characterized by a variable f_i , which we will call force, with $i = 1, \dots, L$, and L being the number of blocks in the system. The boundary conditions are the same as the ones in the train model, which are given above. The dynamical evolution of the system is determined by the following algorithm:

- (1) Start the system by defining initial values for the variables f_i , which can be the same for all the blocks, so that they are below a chosen, fixed, threshold f_{th} .
- (2) Update the force in the first block by incrementing its force to the threshold value plus a fixed small value δf , i.e., $f_1 = f_{th} + \delta f$ (an event is going to be triggered).
- (3) Beginning from the first block, check the forces in each block. If a block i has $f_i \geq f_{th}$, update f_i according to $f'_i = \phi(f_i - f_{th})$, where ϕ is a given nonlinear function. Increase the forces in its two nearest neighboring blocks according to $f'_{i\pm 1} = f_{i\pm 1} + \Delta f/2$, where $\Delta f = f_i - f'_i$.
- (4) If $f'_i < f_{th}$ for all the blocks, go to step (2) (the event has finished). Otherwise, go to step (3) (the event is still evolving).

The system is therefore governed by L variables and has two parameters, a and δf , since without losing generality we can take $f_{th} = 1$. The models introduced by Nakanishi and OFC assume that ϕ is a strictly non-increasing function. In earthquake models this is totally

unrealistic, since after an event a given block can be stopped by friction in any position, at the moment when the elastic forces are surpassed by the static friction. This means that the elastic forces not necessary will be in a minimum at the end of an event. In our viewpoint, the same idea apply for sandpiles, ricepiles and interface depinning. Therefore, to allow for this we choose ϕ to be a periodic function. We have found that if we use a strictly nonincreasing function for ϕ , such as the one used in [8], we observe in our model the presence of stretched exponentials, instead of power-laws [10].

The functional form we chose for ϕ is shown in Fig. 1(b), which is given by, $\phi(x) = 1 - a[x]$ where $[x]$ denotes $x \bmod 1/a$, that is, a sawtooth function. However, we have tested several other periodic functions, and found that the SOC behavior we show here remains, that is, the results are robust, the essential ingredient being periodicity (not necessary a perfect one) for ϕ . Although we have assumed in the above algorithm that the driver stops when an event is occurring (i.e., an extremal dynamics), the case when this does not happen will be analyzed further below.

In Fig. 2 we show the distribution of events involving s update steps, which is the size of the event. The events that involve all the blocks of the chain have been excluded from our analysis, since they do not belong to the same distribution, as expected. Before we start to compute the statistics, we wait until the last block has moved, in order to neglect transient effects. In (a) we show three different cases, with $L = 512$, in which we have varied one parameter at a time. The solid line refers to $a = 4$ and $\delta f = 0.1$, the dashed line is for $a = 4$ and $\delta f = 0.01$, and the short-dashed line refers to $a = 2.5$ and $\delta f = 0.01$. We see that the small events have their own distribution, like in the Oslo model for rice piles [3]. A careful analysis has shown that these small events have an exponential distribution [10]. As s is increased the distribution becomes a power-law, which has a cutoff related to finite size effects, only. We find that the slope of the power law is independent of a and δf . However, the crossover point s^* of the exponential behavior to the power law one depends on a , but not on δf . The frequency of the small events is inversely proportional to δf .

In Fig. 2(b) we show simulations keeping a and δf fixed, with $a = 4$ and $\delta f = 0.1$, and varying L . We see that increasing L , the range of the power-law increases. To fit the data to a single curve, we try the finite size scaling ansatz $P(s, L) = s^{-\tau} G(s/L^D)$, where D and τ are the basic exponents of the model [13], defining its universality class. D and τ are called the dimension and the distribution exponent, respectively. All the other critical exponents of the system are derived from these two ones [13]. Because our model satisfy a sum rule [6], the relation $\tau = 2 - 1/D$ is observed. We have found that the best fit for $P(s, L)$ is found for $\tau \approx 1.55$ and $D \approx 2.23$. The data collapse for these values of the exponents is shown

in Fig. 2(c). These exponents are the same ones of the Oslo rice pile [2,4], driven boundary interface depinning [4] and the train model for earthquake [4,10]. Consequently, all these models, including the one we introduce here, are in the same universality class.

Using the method introduced by Benettin *et al.* [14], we have calculated the largest Liapunov exponent, λ_1 , and the second largest Liapunov exponent, λ_2 , of the system. If λ_1 is greater than zero, it implies that the system has a strong sensitivity to the initial conditions, and by definition, it is called chaotic. In Fig. 3(a) we show λ_1 and λ_2 as a function of a for $L = 128$ and $\delta f = 0.1$. We see that both exponents are zero for $a \leq 1$ and they become positive for $a > 1$. We have found that the regime for $a \leq 1$ corresponds to a continuous motion of the system. That is, the blocks never stop being therefore impossible to define earthquakes. For $a > 1$ we find the earthquake regime characteristic of SOC. In Fig. 3(b) we show λ_1 and λ_2 as a function of the number of blocks L . We see that both exponents depend on L via a power-law of the type $\lambda_j \sim L^{\gamma_j}$, ($j = 1, 2$). For $a = 4$ and $\delta f = 0.1$ we find $\gamma_1 \approx -0.43$ and $\gamma_2 \approx -0.39$. The dependence of λ_1 and λ_2 on δf is shown in Fig. 3(c) for $L = 128$ and $a = 4$. We see that the Liapunov exponents are approximately independent of δf .

At a first sight, chaos seems incompatible with SOC, since the largest Liapunov exponent defines a characteristic time, $t_c = 1/\lambda_1$, in the system. However, we find that this characteristic time is associated with the critical size of the toppling events s^* where the distribution changes from exponential to power-law. This will be shown in detail in a future publication [10]. However, this is already clear in Fig. 2 and Fig. 4 which show that both s^* and λ_1 are independent of δf , whereas s^* and $1/\lambda_1$ decrease as a increases (with $a > 1$).

We have finally studied the case in which the dynamics is not extremal, that is, the driver continuously pulls the first block, even during the earthquakes. To simulate this, we add a small constant value δv to f_1 in each toppling event. We find that system remains self-organized critical for system sizes smaller or equal to a critical value L^* . The dependence of L^* on δv is shown in Fig. 4 for three sets of parameters. We find a power law relation between L^* and δv of the type $L^* \sim \delta v^\beta$, with $\beta < 0$. (The scaling exponents D and τ in this regime is a matter for future studies. However, our preliminary studies show that if any change occurs on them, it is a very small one.) We notice that L^* depends on both a and δf , but β depends only slightly on these parameters. The power-law we see in Fig. 4 indicates that infinitely large systems, driven at the boundary, can present SOC only in the limit of infinitely slow drive. However, because infinitely large systems are nonexistent, SOC can easily be seen in nature.

In summary, we have introduced a new continuous cellular automaton model that is one-dimensional, fully

deterministic and does not have any kind of embedded randomness. It is in the same universality class as rice piles, boundary driven interface depinning and the train model for earthquakes. We believe that this work provides a starting point for mapping other higher dimensional stochastic SOC systems to fully deterministic, simple, chaotic systems.

* Electronic address: mariav@msg.ucsf.edu.

- [1] P. Bak, C. Tang, and K. Wiesenfeld, Phys. Rev. Lett. **59**, 381 (1987); P. Bak *et. al*, Phys. Rev. A **38**, 364 (1988).
- [2] V. Frette *et. al*, Nature (London) **379**, 49 (1996).
- [3] K. Christensen *et. al*, Phys. Rev. Lett. **77**, 107 (1996).
- [4] M. Paczuski and S. Boettcher, Phys. Rev. Lett. **77**, 111 (1996).
- [5] R. Burridge and L. Knopoff, Bull. Seismol. Soc. Am. **57**, 341 (1967).
- [6] M. de Sousa Vieira, Phys. Rev. A **46**, 6288 (1992).
- [7] Z. Olami *et. al*, Phys. Rev. Lett. **8**, 1244 (1992).
- [8] H. Nakanishi, Phys. Rev. A **43**, 6613 (1991).
- [9] G. Vasconcelos, M. de Sousa Vieira and S. R. Nagel, Physica A **191**, 69 (1992).
- [10] M. de Sousa Vieira, *to be published*.
- [11] V. Yakhot, Phys. Rev. A **24**, 642 (1981).
- [12] M. Kardar, G. Parisi, and Y.-C Zhang, Phys. Rev. Lett. **56** 889 (1986).
- [13] M. Paczuski, S. Maslov and P. Bak, Phys. Rev. E **53**, 414 (1996).
- [14] G. Benettin *et al.*, Phys. Rev. A **14**, 2338 (1976). See also, A. Wolf *et al.*, Physica **16D**, 285 (1985).

FIG. 1. (a) The train model. (b) The function $\phi(x)$.

FIG. 2. Probability distribution $P(s)$ of the number of toppling events s . (a) solid: $L = 512$, $a = 4$, $\delta f = 0.1$; dashed: $L = 512$, $a = 4$, $\delta f = 0.01$; short-dashed: $L = 512$, $a = 2.5$, $\delta f = 0.01$. (b) $L = 32, 64, 128, 256, 512$ with $a = 4$ and $\delta f = 0.1$. (c) Data collapse of the cases shown in (b) with $\tau = 1.55$ and $D = 2.23$. The data was averaged in bins of exponentially increasing sizes, with base 1.25. The total number of avalanches was $2 \times 10^4/\delta f$.

FIG. 3. (a) The two largest Liapunov exponents, λ_1 (solid) and λ_2 (dashed) as a function of (a) a for $L = 128$ and $\delta f = 0.1$, (b) L for $a = 4$ and $\delta f = 0.1$, (c) δf for $L = 128$ and $a = 4$. In this calculation we have used 5×10^6 toppling events.

FIG. 4. Critical value for the system size L^* above which the system becomes non SOC as a function of δv for $a = 4$ and $\delta f = 0.1$ (solid), $a = 4$ and $\delta f = 0.01$ (dashed), $a = 2.5$ and $\delta f = 0.01$ (short-dashed).

Fig. 1

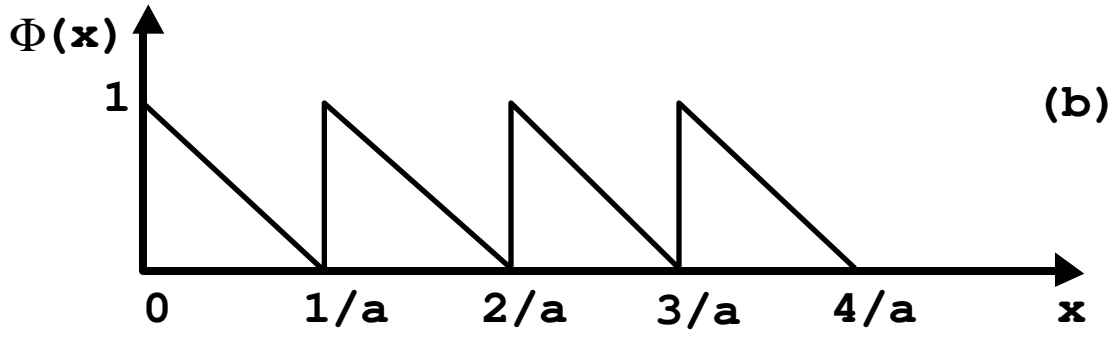
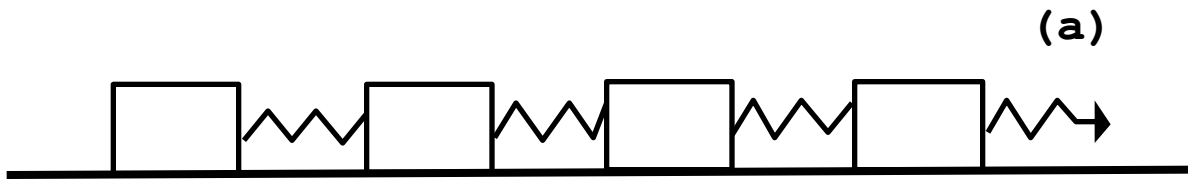


Fig 2(a)

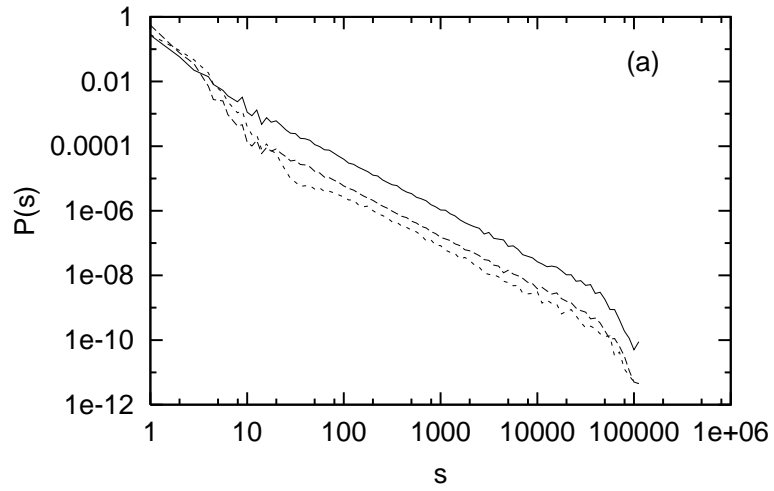


Fig 2(b)

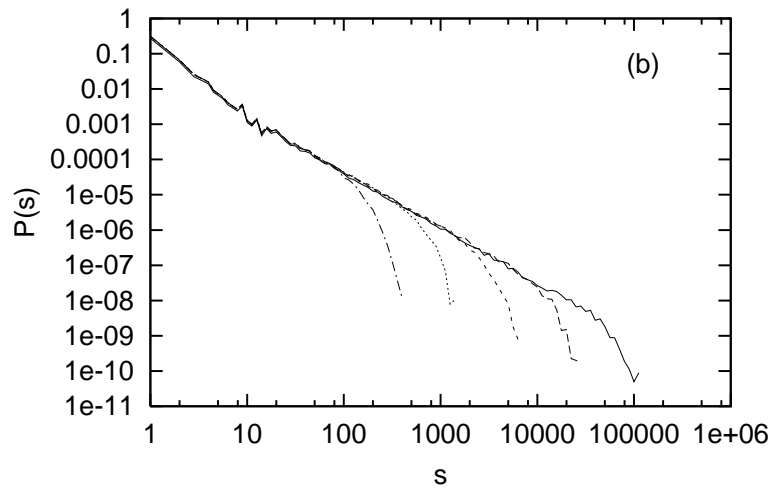


Fig 2(c)

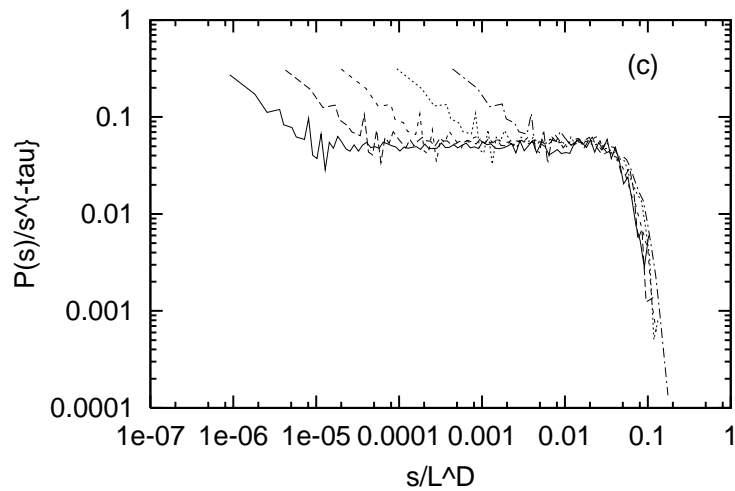


Fig 3

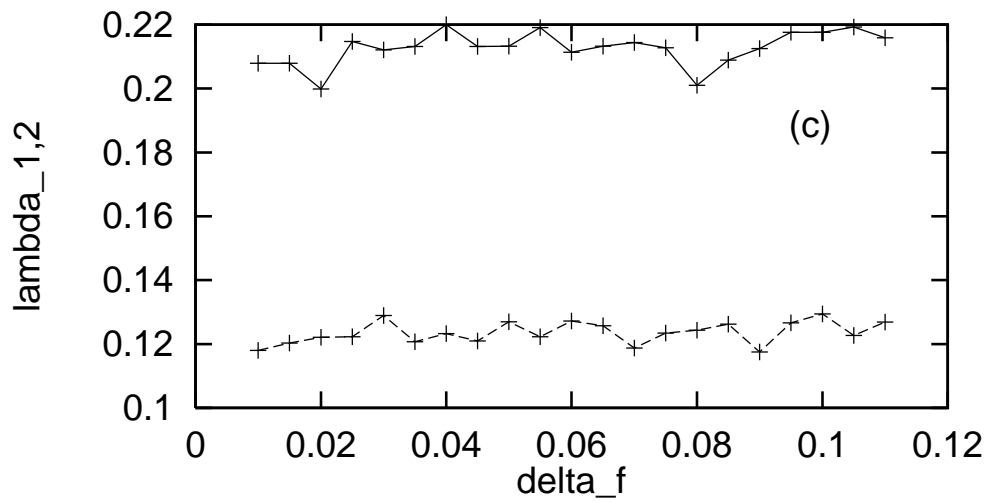
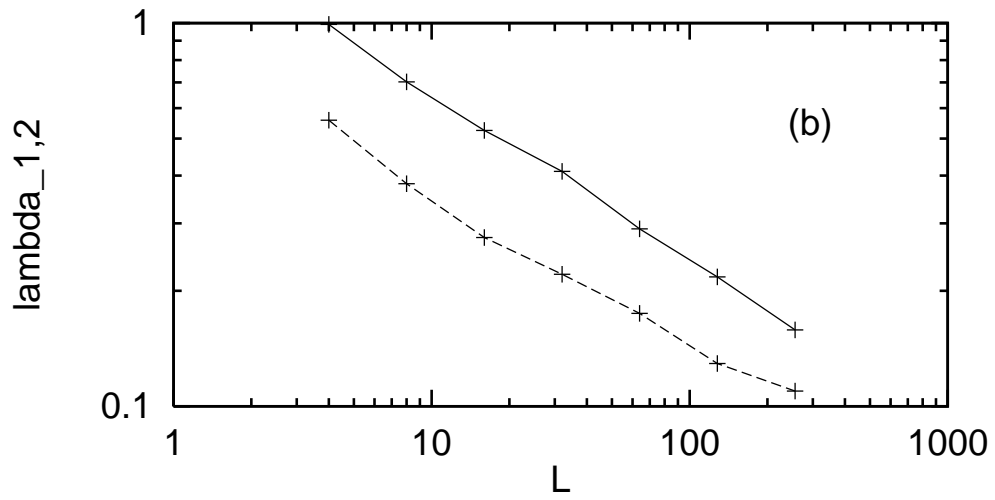
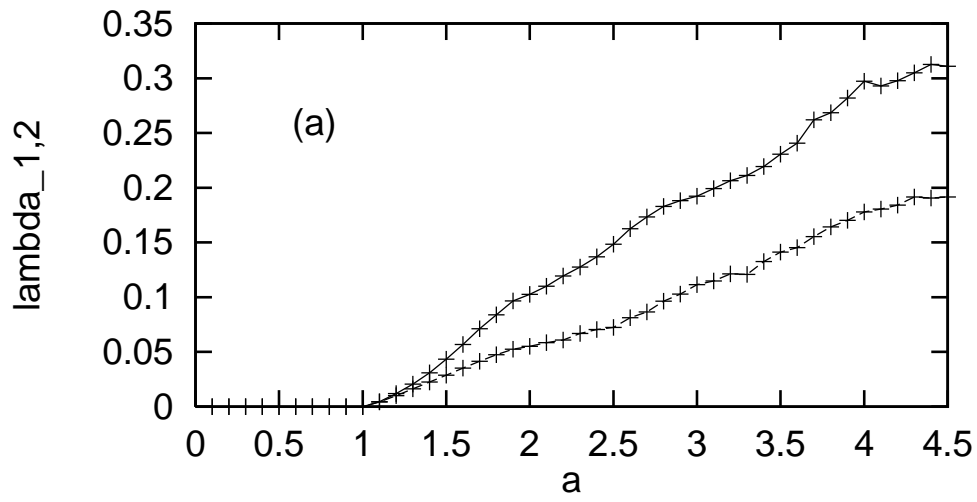


Fig 4

