

Non-linear Microwave Surface Impedance of Epitaxial HTS Thin Films in Low DC Magnetic Fields

A.P.Kharel¹, K.H.Soon¹, J.R.Powell¹, A. Porch¹, M.J.Lancaster¹, A. V. Velichko^{1,2} and R.G.Humphreys³

¹School of Electronics & Electrical Engineering, University of Birmingham, UK

²Institute of Radiophysics & Electronics of NAS, Ukraine

³DERA, Malvern WR14 3PS, UK

We have carried out non-linear microwave (8 GHz) surface impedance measurements of three YBaCuO thin films in dc magnetic fields H_{dc} (parallel to c axis) up to 12 mT using a coplanar resonator technique. In zero dc field the three films, deposited by the same method, show a spread of low-power residual surface resistance, R_{res} and penetration depth, λ ($T = 15$ K) within a factor of 1.9. However, they exhibit dramatically different microwave field, H_{rf} dependences of the surface resistance, R_s , but universal $X_s(H_{rf})$ dependence. Application of a dc field was found to affect not only absolute values of R_s and X_s , but the functional dependences $R_s(H_{rf})$ and $X_s(H_{rf})$ as well. For some of the samples the dc field was found to decrease R_s below its zero-field low-power value.

I. INTRODUCTION

Understanding the mechanisms of the non-linearity of high- T_c superconductors (HTS) at microwave frequencies is very important from the point of view of application of the materials in both passive and active microwave devices¹. Recently, unusual features such as decrease of the surface resistance R_s and reactance X_s of HTS thin films with microwave field H_{rf} have been reported^{2,3}. Similar observations were made in weak (≤ 20 mT) static fields H_{dc} ^{2,4}, which have shown that a small dc magnetic field can cause a decrease of R_s and X_s in both the linear and nonlinear regimes.

In the present paper we report measurements of the microwave field dependences of R_s and X_s of high-quality epitaxial YBaCuO thin films in zero and finite (≤ 12 mT) applied dc magnetic fields. All the samples have rather different functional form of $R_s(H_{rf})$, but $X_s(H_{rf})$ is universal and nearly temperature-independent. At the same time, H_{dc} applied parallel to the c-axis of the films has a qualitatively similar effect on both $R_s(H_{rf})$ and $X_s(H_{rf})$, giving evidence of non-monotonic behavior of R_s and X_s as a function of H_{dc} both in the linear and nonlinear regimes. An even more striking feature is that for some of the samples the dc field can decrease R_s below its low-power zero-field value, thereby offering a possible way of reducing the microwave losses of HTS thin films.

II. EXPERIMENTAL RESULTS

The films are deposited by e-beam co-evaporation onto polished (001)-oriented MgO single crystal 10×10 mm² sub-

strates. The films are 350 nm thick. The c-axis misalignment of the films is typically less than 1%, and the dc critical current density J_c at 77 K is around $2 \cdot 10^6$ A/cm²⁵. The films were patterned into linear coplanar transmission line resonators with resonance frequency of ~ 8 GHz using the technique described in⁶. The nonlinear measurements were performed using a vector network analyzer with a microwave amplifier providing CW output power up to 0.3 W. The low-power values of R_s and λ at 15 K are 60, 35, 50 $\mu\Omega$ and 260, 210, 135 nm for samples TF1, TF2 and TF3, respectively.

Changes in R_s and X_s with H_{rf} , $\Delta R_s = R_s(H_{rf}) - R_s(0)$ and $\Delta X_s = X_s(H_{rf}) - X_s(0)$, are plotted in Fig. 1 for all three samples. It is seen that the H_{rf} -dependence of ΔR_s is rather different for different samples, whereas $\Delta X_s(H_{rf})$ is universal. For sample TF1, $\Delta R_s \sim H_{rf}^2$ from the lowest H_{rf} . For sample TF2, a decrease in R_s is observed with increased H_{rf} , and the absolute value of R_s falls below the corresponding low-power value. Finally, for sample TF3, ΔR_s is rather independent of H_{rf} up to sufficiently high fields (~ 60 kA/m), after which a skewing of the resonance curve is observed. The surface reactance, X_s , for all three samples is a sublinear function of H_{rf} ($\sim H_{rf}^n$, $n < 1$) at low powers, then has a kink, followed by a superlinear functional dependence ($\sim H_{rf}^n$, $n > 1$).

The effect of dc magnetic fields (≤ 12 mT) on the microwave power dependence of R_s and X_s for all the samples is illustrated in Fig. 2 and Fig. 3. The common feature for all three samples is that the dependences of $R_s(H_{rf})$ and $X_s(H_{rf})$ upon H_{dc} are non-monotonic. For samples TF1 and TF2 (for particular H_{rf} -range and H_{dc} -values), the static field leads to a decrease in R_s compared to the low-power zero-field value. This means that both dc and rf fields can cause a *reduction of the microwave losses* in YBaCuO (see Fig. 1a and Fig. 2a,b). A possible mechanism of such a behavior is discussed later.

One can see that for sample TF1, a dc field of a certain strength (10 mT) can cause a decrease in R_s , whereas X_s is always enhanced by a dc field. Similarly, for sample TF3, the behavior of $R_s(H_{rf})$ and $X_s(H_{rf})$ in H_{dc} is also uncorrelated. However, for TF1 we observe a reduction of R_s without an accompanying decrease in X_s , whereas for TF3 the effect is opposite; for particular values of H_{dc} (5, 10 mT) the in-field ($H_{dc} \neq 0$) value of $X_s(H_{rf})$ is lower than the corresponding value for $H_{dc} = 0$ (Fig. 2c), while the in-field value of $R_s(H_{rf})$ is always higher than corresponding zero-field value (Fig. 2c). Here, the most pronounced decrease in X_s for TF3 is observed at $H_{dc} = 5$ mT. Finally, for sample TF2 there is a well pronounced correlated behavior of $R_s(H_{rf})$ and $X_s(H_{rf})$ in a dc field; H_{dc} of any value from 5 to 12 mT decreases both R_s and X_s (see Fig. 2b and Fig. 3b).

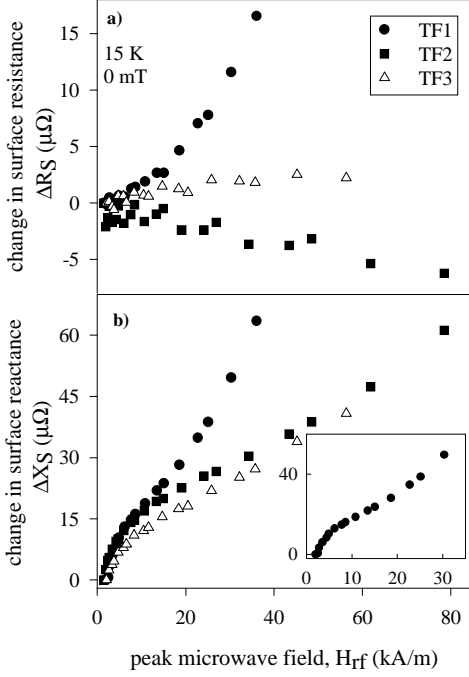


FIG. 1. Change in (a) the surface resistance $\Delta R_s = R_s(H_{rf}) - R_s(0)$ and (b) the surface reactance $\Delta X_s = X_s(H_{rf}) - X_s(0)$ as a function of peak microwave magnetic field H_{rf} for three samples (specified in the figure) at $T = 15$ K, $H_{dc} = 0$. The inset shows data for sample TF1 on an expanded scale.

III. DISCUSSION AND CONCLUSIONS

A powerful approach in distinguishing between various non-linear mechanisms is a parametric representation of the data in terms of the r parameter, where $r = \Delta R_s / \Delta X_s$ ^{7,8}. In Fig. 4 we plotted the H_{rf} -dependence of the r parameter for all three samples in different dc magnetic fields from 0 to 12 mT. One can see that for sample TF1, all the in-field $r(H_{rf})$ curves almost collapse over the entire range of H_{rf} , whereas the zero-field $r(H_{rf})$ data are clearly different from the in-field ones. This is especially noticeable at low H_{rf} (between 3-7 kA/m), where the r values differ by up to a factor of 10 between the zero-field and in-field $r(H_{rf})$ dependences. At the same time, at the lowest H_{rf} (2-3 kA/m), the zero-field r -values match very well with the in-field ones (see Fig. 4a). Therefore, the low-power nonlinearity for sample TF1 appears to have the same origin for zero-field and in-field regimes, whereas the high-power range mechanisms are likely to be different.

For sample TF2 at $H_{dc} = 5$ mT and 10 mT, $r(H_{rf})$ is rather noisy, which clearly correlates with the noisy dependence of $X_s(H_{rf})$ for this sample at the relevant dc fields (see inset in Fig. 3b). The r parameter oscillates between -4 and

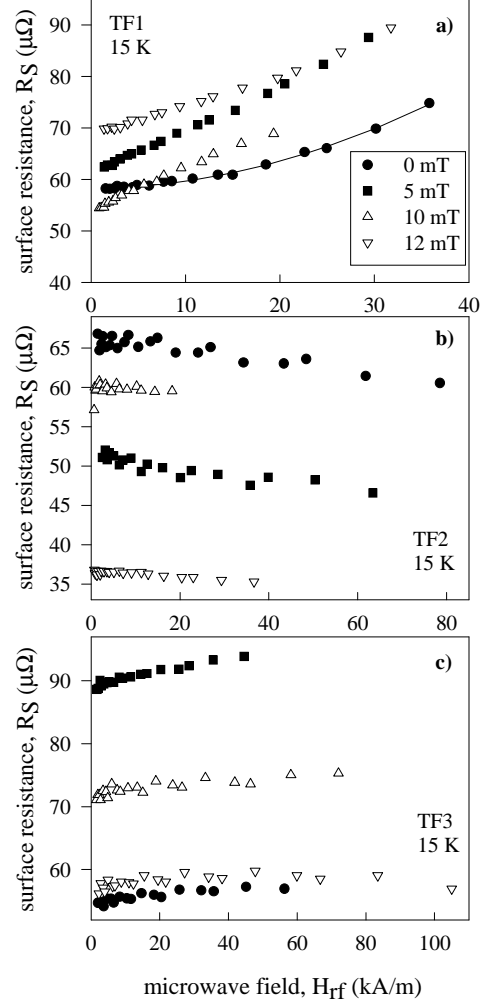


FIG. 2. Surface resistance R_s as a function of H_{rf} at different dc magnetic fields 0, 5, 10 and 12 mT and $T = 15$ K, for three samples (a,b,c). The solid curve in (a) shows a fit $\sim H_{rf}^2$ to the data taken at 0 mT.

6 with an average values close to 0.3–0.4 and 0.2–0.3 for 5 and 10 mT, respectively. For zero field and 12 mT, $r(H_{rf})$ are quite consistent, starting to increase from large negative values ~ -1 at low powers, and saturating to the level of -0.2 to -0.1 at higher H_{rf} .

Finally, for sample TF3 at zero dc field, r increases with H_{rf} at low powers, whereas the 10 and 12 mT r -values decrease, but all three curves level off for $H_{rf} \geq 10$ kA/m to a value of ~ 0.1 . However, $r(H_{rf})$ at 12 mT appears to tend to small negative values at high H_{rf} , consistent with the decrease in $R_s(H_{rf})$ at 12 mT in the relevant H_{rf} range (Fig. 2c). Standing apart from other dependences is $r(H_{rf})$ at 5 mT, which shows very high values (~ 2) at low H_{rf} , saturating at a level of ~ 0.4 at higher H_{rf} . Note that this value is about a factor of 4 larger than the saturation level for other curves. This seems to imply that $H_{dc} = 5$ mT causes a switching of the mechanism of the nonlinearity in the film, as compared to the

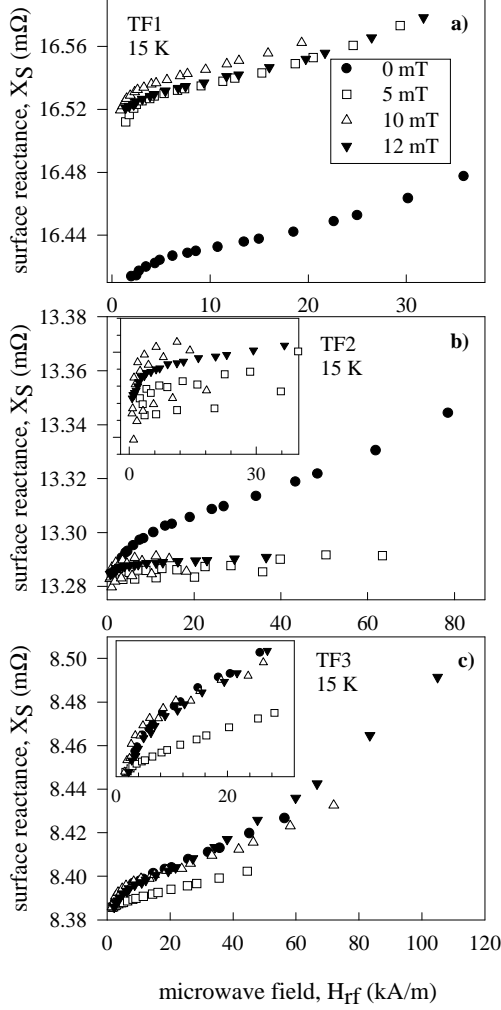


FIG. 3. Surface reactance X_s as a function of H_{rf} at different dc magnetic fields 0, 5, 10 and 12 mT and $T = 15$ K, for three samples (a,b,c). The insets in (b) and (c) show the low-power data on an expanded scale.

mechanism at other fields, including zero-field results.

Recently Ma et al.⁹ have found that YBaCuO thin films deposited by the same method exhibit correlation of $R_s(H_{rf})$ with the values of low-power residual λ_{res} and the normal-fluid conductivity σ_n . At the same time, they failed to note any correlation between the power dependence and R_{res} . A similar conclusion can be drawn from our results (see Fig. 1a). One can see that R_s is almost independent of H_{rf} for sample TF3, which has the lowest $\lambda(15 K) = 135$ nm, whereas sample TF1 with the largest $\lambda(15 K) = 260$ nm exhibits the strongest H_{rf} -dependence. On the other hand, there is no strict correlation between $R_s(H_{rf})$ and low-power R_s (see Sec. II and Fig. 1a), which is also consistent with the results of Ma et al. However, the strongest power dependence, $R_s \sim H_{rf}^2$, is observed for sample TF1 with both the highest R_{res} and λ_{res} , in agreement with recent results on YBaCuO thin films with different low-power characteristics¹⁰.

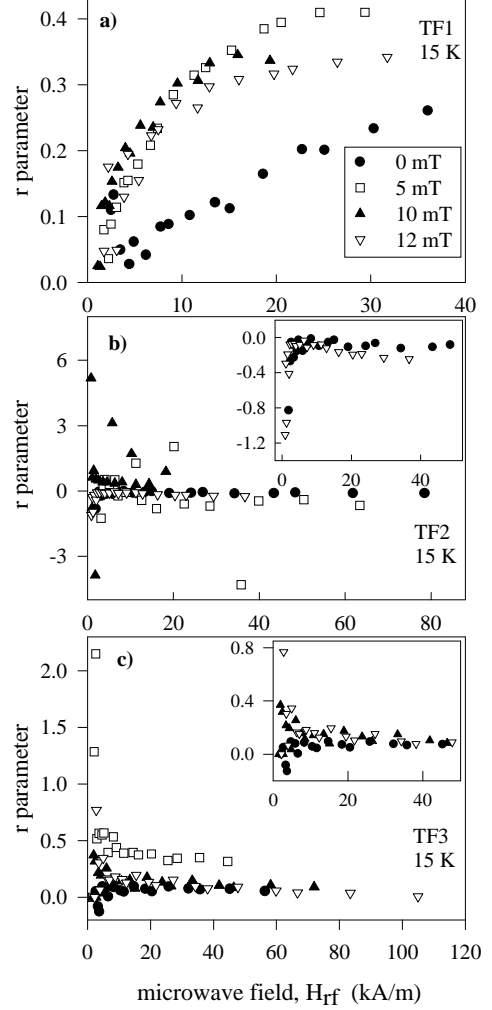


FIG. 4. The impedance plane parameter $r = \Delta R_s / \Delta X_s$ as a function of H_{rf} at different dc magnetic fields 0, 5, 10 and 12 mT and $T = 15$ K, for three samples (a,b,c). The insets in (b) and (c) show some of the data on an expanded scale.

There are two further distinctive features for samples TF1, when compared with the two other samples. The functional form of $R_s(H_{rf})$ is noticeably changed by a dc field ($R_s \sim H_{rf}^n$, where $n = 2, 1.12, 0.8$ and 1.24 for 0, 5, 10 and 12 mT, respectively), whereas $X_s(H_{rf})$ is not affected by H_{dc} . In addition, for TF1, a dc magnetic field changes not only the power dependence of R_s , but the absolute value of the low-power X_s (see Fig. 2a), while for TF2 and TF3 no such effect is observed (Fig. 2b,c). The effect of a dc field on $R_s(H_{rf})$ is also seen for sample TF3 at $H_{dc} = 5$ mT which, as will be argued later, may switch the mechanism of nonlinearity for this sample.

Recently Habib et al.¹¹ have found that for a stripline resonator with a weak link in the middle, $R_s(H_{rf})$ is strongly affected by the junction, whereas $X_s(H_{rf})$ was found to be insensitive to the presence of the weak link. Based on this finding, we can suggest that the difference between $R_s(H_{rf})$

for our samples may originate from different microstructure (type, dimension and number of defects) of the samples, whereas the similar form of $X_s(H_{rf})$ appears to reflect the intrinsic behavior of each film, mostly exhibited by grains. This assumption is further supported by the strong effect of a small dc field on $R_s(H_{rf})$ for samples TF1 (Fig. 2a) and TF3 (at 5 mT, Fig. 2c), whereas the functional form of $X_s(H_{rf})$ is unchanged by H_{dc} .

A. Analysis of Possible Mechanisms

As we have shown earlier³, such uncorrelated behavior of $R_s(H_{rf})$ and $X_s(H_{rf})$, as we observed for our samples (Fig. 1), cannot be explained by any of the known theoretical models, including Josephson vortices⁷ (where $r_{JF} < 1$, $\Delta R_s, \Delta X_s \sim H_{rf}^n$, $0.5 < n < 2$), heating of weak links⁸ ($r_{HE} < 1$, $\Delta R_s, \Delta X_s \sim H^2$) and the RSJ model⁷ ($r_{RSJ} < 1$, ΔR_s increasing in a stepwise manner and ΔX_s oscillating with H_{rf}), intrinsic pair breaking or uniform heating⁸ (for both mechanisms $r < 10^{-2}$, and $\Delta R_s, \Delta X_s \sim H^2$). We can also rule out the mechanism of the superconductivity stimulation by microwave radiation¹², recently claimed by us³ and Choudhury et al.⁴. In this mechanism, the dc magnetic field decreases the order parameter, increasing both R_s and X_s , which we do not observe for any of our samples. Moreover, we see that even in the low-power regime H_{dc} can cause reduction of both ΔR_s and ΔX_s , which is not explained by the above model at all.

The most plausible mechanism responsible for the decrease in R_s and X_s with both H_{rf} and H_{dc} fields seems to be field-induced alignment of the spins of magnetic impurities, which are likely to be present in most HTS (particularly in YBaCuO)¹³. This mechanism was recently claimed by Hein et al.² to explain their results on non-monotonic behavior of R_s and X_s in H_{dc} and H_{rf} for YBaCuO thin films. However, because our non-linear results for ΔR_s and ΔX_s are not correlated, and moreover, exhibit different $R_s(H_{rf})$ dependences, we suppose that other strong nonlinear mechanism(s) may interfere with the spin-alignment mechanism. We suggest that this mechanism might be Cooper pair breaking at low powers, and nucleation and motion of rf-vortices⁷ at higher powers. Heating effects at high powers may also play an important role. However, additional investigations are necessary to answer this question unambiguously.

In conclusion, we have presented here the results on non-monotonic microwave power dependence of R_s and X_s in both zero and weak (≤ 12 mT) dc magnetic field for very high-quality epitaxial YBaCuO thin films. Since this unusual behavior has come into being only owing to a significant progress in the thin films fabrication for the past few years, we conclude that the features observed by us seem to originate from the intrinsic properties of superconductors. However, different functional form of $R_s(H_{rf})$ for different samples and universal $X_s(H_{rf})$ behavior seem to imply that the microstructure still plays a significant role in the macroscopic properties of the samples. In addition, the observed decreases in R_s and X_s below their zero-field low-power values means that there is still room for improvement of the microwave properties of the thin films. This can be realized upon adequate understanding

of the mechanisms responsible for the unusual behavior observed, and can lead to improved characteristics of HTS-based microwave devices.

-
- ¹ M. A. Hein, "Microwave properties of high-temperature superconductors: surface impedance, circuits and systems" in *Studies of High-Temperature Superconductors*, vol. 18, A. Narlikar Editor, Eds. New York: Nova Sci. Publ. , 1996, pp. 141-216.
 - ² M.A. Hein, C. Bauer, W. Diete, S. Hensen, T. Kaiser, V. Z. Kresin, G. Müller, "Magnetic field-induced recovery of superconductivity in epitaxial $YBa_2Cu_3O_{7-\delta}$ films at microwave frequencies, *J.Supercond.*, vol. 10, pp. 485-493, May 1997.
 - ³ A. P. Kharel, A. V. Velichko, J. R. Powell, A. Porch, M. J. Lancaster, and R.G. Humphreys, "Unusual features in the nonlinear microwave surface impedance of YBaCuO thin films", *Phys. Rev. B*, in press.
 - ⁴ D. P. Choudhury, B. A. Willemsen, J. S. Derov and S. Sridhar, "Nonlinear response of HTSC thin film microwave resonators in an applied DC magnetic field", *IEEE Trans. Appl. Supercond.*, vol. 7, pp. 1260-1263, June 1997.
 - ⁵ N.G. Chew, S. W. Goodyear, J. A. Edwards, J. S. Satchell, S. E. Blenkinsop, R. G. Humphreys, "Effect of small changes in composition on the electrical and structural properties of YBaCuO thin-films", *Appl. Phys. Lett.*, vol. 57, pp. 2016-2018, October 1990.
 - ⁶ A. Porch, M.J. Lancaster, R.G. Humphreys, "The coplanar resonator technique for determining the surface impedance $YBa_2Cu_3O_{7-\delta}$ thin-films", *IEEE Trans. MTT*, vol. 43, pp. 306-314, February 1995.
 - ⁷ J. Halbritter, "Nonlinear surface impedance of "low" and "high- T_c " superconductors", *J. Supercond.*, vol. 10, pp. 91-96, February 1997.
 - ⁸ M. A. Golosovsky, H. J. Snortland, M. R. Beasley, "Nonlinear microwave properties of superconducting Nb microstrip resonators", *Phys. Rev. B*, vol. 51, pp. 6462-6469, May 1997.
 - ⁹ Z. Ma, E. de Obaldia, G. Hampel, P. Polakos, P. Mankiewicz et al. , "RF power dependence study of large area YBCO thin films" *IEEE Trans. Appl. Supercond.*, vol. 7, pp. 1911-1916, June 1997.
 - ¹⁰ A. V. Velichko, E. V. Izhyk, A. Ya. Kirichenko, N. T. Cherpak, and A. V. Moroz, "Microwave-power dependent surface resistance of YBaCuO superconductors. Material quality linkage," *Supercond. Sci. Technol.*, vol. 11, pp. 716-729, August 1997.
 - ¹¹ Y. M. Habib, D. E. Oates, G. Dresselhaus and M. S. Dresselhaus, "Power dependence of microwave Z_s in high- T_c Josephson junctions: measurements and modeling", *IEEE Trans. Appl. Supercond.*, vol. 7, pp. 2553-2557, June 1997.
 - ¹² G. M. Eliashberg, "Superconductivity of films stimulated by high-frequency field", *Sov. JETP Lett.*, vol. 11, pp. 186-188, March 1970.
 - ¹³ Yu.N. Ovchinnikov and V.Z. Kresin, "Recovery of superconductivity and critical field in layered superconductors", *Phys. Rev. B*, vol. 54, pp. 1251-1263, January 1996.