

Theory of Chiral Modulations and Fluctuations in Smectic-A Liquid Crystals Under an Electric Field

J. V. Selinger, B. R. Ratna, and R. Shashidhar

*Center for Bio/Molecular Science and Engineering, Naval Research Laboratory, Code 6900,
4555 Overlook Avenue, SW, Washington, DC 20375*

(March 7, 2019)

Abstract

Chiral liquid crystals often exhibit periodic modulations in the molecular director; in particular, thin films of the smectic-C* phase show a chiral striped texture. Here, we investigate whether similar chiral modulations can occur in the *induced* molecular tilt of the smectic-A phase under an applied electric field. A continuum elastic theory shows that the state of uniform induced tilt can become unstable when the system approaches the smectic-A–smectic-C* transition, or when a high electric field is applied. Beyond that instability point, the system develops a chiral striped modulation in the tilt, which induces a corresponding modulation in the smectic layers. The theory also predicts chiral fluctuations in the uniform state. We compare these predictions with observed chiral modulations and fluctuations in smectic-A liquid crystals.

PACS numbers: 61.30.Gd, 64.70.Md

I. INTRODUCTION

Molecular chirality leads to the formation of many types of modulated structures in liquid crystals [1]. On a molecular length scale, the fundamental reason for these modulations is that chiral molecules do not pack parallel to their neighbors, but rather a slight twist angle with respect to their neighbors. On a more macroscopic length scale, molecular chirality leads to a continuum free energy that favors a finite twist in the director field. This favored twist leads to bulk three-dimensional phases with a uniform twist in the molecular director, such as the cholesteric phase and the smectic-C* phase. It also leads to more complex phases with periodic arrays of defects, such as the twist-grain-boundary phases.

In this paper, we consider the possibility of a new type of chiral modulation in liquid crystals. The smectic-A phase of chiral molecules is known to exhibit the electroclinic effect: an applied electric field in the smectic layer plane induces a molecular tilt [2]. This induced tilt is generally assumed to be uniform in both magnitude and direction. Here, we investigate whether the uniform electroclinic effect can become unstable to the formation of a chiral modulation within the layer plane. There are three motivations for examining this possibility—one theoretical and two experimental.

a. Theory: The main theoretical motivation for examining this possibility is that thin films of chiral liquid crystals in the smectic-C* phase show chiral modulations within the layer plane. These modulations have been observed in polarization micrographs of freely suspended films [3], and have been explained using continuum elastic theory [4–7]. In these modulations, the molecules form striped patterns of parallel defect walls separating regions with the favored chiral twist in the molecular director. Within the narrow defect walls, the magnitude of the molecular tilt is different from the favored value in the smectic-C* phase.

Given that in-plane chiral modulations occur in the smectic-C* phase, it is natural to ask whether analogous modulations can occur in the smectic-A phase under an applied electric field. Naively, there are two possible answers to that question. First, we might say that the smectic-A phase under an electric field has the same structure as the smectic-C*

phase, because they both have order in the molecular tilt. Indeed, under an electric field there is not necessarily a thermodynamic phase transition between smectic-A and C* [8,9]. Thus, we might argue that the smectic-A phase under an electric field should have in-plane chiral modulations of the form shown in Fig. 1, just as the smectic-C* phase does. On the other hand, the applied electric field itself breaks rotational symmetry in the smectic layer plane, and hence it favors a particular orientation of the molecular director. Any modulation in the director away from that favored orientation costs energy. For that reason, we might argue that the smectic-A phase under an electric field should *not* have any chiral modulations. Because these two naive arguments contradict each other, we must do a more detailed calculation to determine whether chiral modulations can occur in the smectic-A phase under an electric field.

b. Experiment 1: Apart from these theoretical considerations, striped modulations have been observed experimentally in the smectic-A phase under an applied electric field [10,11]. The experimental geometry is shown in Fig. 2(a). A chiral liquid crystal is placed in a narrow cell (2 to 25 μm wide), and an electric field is applied across the width of the cell. One would expect the smectic layers to have a uniform planar “bookshelf” alignment, with the layer normal aligned with the rubbing direction on the front and back surfaces of the cell. However, the layers actually form a striped pattern, as shown in Fig 2(b). In the thicker cells, the striped pattern is quite complex, with two distinct modulations superimposed on top of each other [12,13]. The main modulation has a wavelength of approximately twice the cell thickness, while the higher-order modulation has a wavelength of approximately 4 μm , regardless of cell thickness. Furthermore, the higher-order modulation is oriented at a skew angle of approximately 15° with respect to the main modulation, giving the whole pattern the appearance of a woven texture.

The main modulation in these cells has been explained theoretically as a layer buckling instability. When an electric field is applied, the molecules tilt with respect to the smectic layers, and hence the layer thickness decreases. Because the system cannot generate additional layers during the experimental time scale, the layers buckle to fill up space. This

model of layer buckling predicts layer profiles that are consistent with x-ray scattering from stripes in $2\ \mu\text{m}$ cells, which do not have the higher-order modulation [14]. However, this model does not explain the observed higher-order modulation in thicker cells. So far, the only proposed explanation of the higher-order modulation has been a second layer buckling instability in surface regions near the front and back boundaries of the cell [13]. In this paper, we will consider whether chiral stripes can provide an alternative explanation for this higher-order modulation. Such an explanation seems at least initially plausible because the 15° skew angle between the two observed modulations suggests a chiral effect.

c. Experiment 2: A separate experimental motivation for considering chiral modulations in the smectic-A phase comes from measurements of the circular dichroism (CD), the differential absorption of right- and left-handed circularly polarized light. Recent experiments have measured the CD spectra of chiral liquid crystals in the smectic-A phase [15]. When the light propagates normal to the smectic layers, the CD signal is undetectable. However, when the light propagates in the smectic layer plane, in narrow cells as in Fig. 2(a), the CD signal is much larger, and it is quite sensitive to both electric field and temperature in a non-monotonic way. This measured CD signal indicates that the liquid crystals must have some chiral intermolecular correlations in the layer plane. These chiral correlations can arise from either chiral modulations or chiral fluctuations due to incipient chiral modulations [16]. Hence, we would like to predict the chiral modulations and fluctuations in the smectic-A phase as a function of electric field and temperature, and compare them with the CD results.

Based on those three motivations, in this paper we propose a theory for chiral modulations and fluctuations in the smectic-A phase under an applied electric field. This theory uses the same type of continuum elastic free energy that has earlier been used to explain chiral stripes in the smectic-C* phase [5–7], with modifications appropriate for the smectic-A phase. We make an ansatz for the chiral modulation, and insert this ansatz into the free energy functional. By minimizing the free energy, we determine whether the induced molecular tilt is uniform or whether it is modulated in a chiral striped texture. This calculation shows that the uniform state can become unstable when the temperature decreases toward

the smectic-A–smectic-C* transition, or when a high electric field is applied. Beyond that instability point, the system develops a chiral modulation in the molecular tilt, and this tilt modulation induces a corresponding striped modulation in the shape of the smectic layers. This modulation is consistent with the higher-order stripes observed in the smectic-A phase.

In addition to these theoretical results for the chiral modulation, we also consider chiral fluctuations that occur before the onset of the chiral modulation itself. The theory predicts the magnitude of the chiral fluctuations as a function of both electric field and temperature. The predicted fluctuations are, in general terms, the same type of fluctuations that are observed in the CD experiments. However, our predictions differ from the experimental results in some important details, including the predominant direction of the fluctuations and the dependence of the fluctuations on field and temperature. Hence, we must acknowledge that this theory does not provide a full explanation of the CD experiments.

The plan of this paper is as follows. In Sec. II, we propose the continuum elastic free energy and use it to predict chiral modulations in the tilt and the layer shape. In Sec. III, we work out the consequences of this theory for chiral fluctuations in the uniform phase. Finally, in Sec. IV, we discuss the results and compare them with experiments.

II. CHIRAL MODULATIONS

In this theory, we begin by considering a single smectic layer in the xy plane. Let $\mathbf{c}(x, y)$ be the tilt director, i.e. the projection of the three-dimensional molecular director $\hat{\mathbf{n}}(x, y)$ into the layer plane. The free energy can then be written as

$$F = \int dA \left[\frac{1}{2} r |\mathbf{c}|^2 + \frac{1}{4} u |\mathbf{c}|^4 + b \hat{\mathbf{z}} \cdot \mathbf{E} \times \mathbf{c} - \lambda |\mathbf{c}|^2 \hat{\mathbf{z}} \cdot \nabla \times \mathbf{c} + \frac{1}{2} K_S (\nabla \cdot \mathbf{c})^2 + \frac{1}{2} K_B (\nabla \times \mathbf{c})^2 \right]. \quad (1)$$

Here, the r and u terms are the standard Ginzburg-Landau expansion of the free energy in powers of \mathbf{c} . Near the transition from smectic-A to smectic-C, we have $r = \alpha(T - T_{AC})$. The K_S and K_B terms represent the Frank free energy for splay and bend distortions of the

director field, respectively. The b and λ terms are both chiral terms. The b term represents the interaction of the applied electric field \mathbf{E} with the molecular director, and the λ term gives the favored variation in the director due to the chirality of the molecules. (This term is written as $|\mathbf{c}|^2 \hat{\mathbf{z}} \cdot \nabla \times \mathbf{c}$ rather than just $\hat{\mathbf{z}} \cdot \nabla \times \mathbf{c}$ because the latter term is a total divergence, which integrates to a constant depending only on the boundary conditions. By contrast, $|\mathbf{c}|^2 \hat{\mathbf{z}} \cdot \nabla \times \mathbf{c}$ is not a total divergence because the factor of $|\mathbf{c}|^2$ couples variations in the magnitude of \mathbf{c} with variations in the orientation.) This free energy is identical to the free energy that has been used in studies of smectic-C* films [5–7], except for two small changes. First, we now take the coefficient r to be positive, which is appropriate for smectic-A films without spontaneous tilt order. Second, we have added the electric field term, which gives induced tilt order.

From this free energy, we can immediately derive the uniform electroclinic effect. Suppose the electric field is in the y direction, $\mathbf{E} = E\hat{\mathbf{y}}$, which favors a tilt in the x direction. If the tilt director is uniform, $\mathbf{c}(x, y) = c_0\hat{\mathbf{x}}$, then the free energy per unit area reduces to

$$\frac{F_0}{A} = \frac{1}{2}rc_0^2 + \frac{1}{4}uc_0^4 - bEc_0. \quad (2)$$

Minimizing this expression over c_0 gives the uniform electroclinic tilt. In the limit of small E , this induced tilt is approximately

$$c_0 \approx \frac{bE}{r} \approx \frac{bE}{\alpha(T - T_{AC})}. \quad (3)$$

We can now ask the key question: Is this uniform electroclinic tilt stable, or is it unstable to the formation of a chiral modulation? Consider a chiral striped pattern of the form shown in Fig. 1. Here, the tilt director is modulated about the average value of c_0 in the x direction. The magnitude of the tilt is larger when the tilt varies in the direction favored by molecular chirality, and it is smaller when the tilt varies in the opposite direction. This chiral modulation can be represented mathematically by the ansatz

$$c_x(x, y) = c_0 + c_1 \cos(q_x x + q_y y), \quad (4a)$$

$$c_y(x, y) = c_1 \sin(q_x x + q_y y). \quad (4b)$$

This ansatz has three variational parameters: c_1 gives the amplitude of the modulation, and q_x and q_y give the wavevector. This is not the most general possible ansatz. In general, the c_x and c_y components of the modulation might have different amplitudes, and might not be exactly 90° out of phase. Furthermore, the modulation might have multiple Fourier components. However, this simple ansatz demonstrates the relevant physics of the modulation.

To determine whether the uniform electroclinic tilt c_0 is stable or unstable to a small chiral modulation c_1 , we insert the ansatz into the free energy (1) and expand to order c_1^2 . The resulting free energy per unit area can be written as

$$\frac{F}{A} = \frac{F_0}{A} + \frac{F_1}{A}, \quad (5)$$

where F_0 is the free energy (2) of the uniform electroclinic effect and F_1 is the contribution due to the modulation c_1 ,

$$\frac{F_1}{A} = \frac{1}{2}rc_1^2 + uc_0^2c_1^2 - \lambda q_x c_0 c_1^2 + \frac{1}{2}\bar{K}q_x^2c_1^2 + \frac{1}{2}\bar{K}q_y^2c_1^2. \quad (6)$$

Here, $\bar{K} = (K_S + K_B)/2$ is the mean Frank constant. Minimizing the free energy over q_x and q_y gives

$$q_x = \frac{\lambda c_0}{\bar{K}}, \quad (7a)$$

$$q_y = 0. \quad (7b)$$

These expressions give the wavevector of the first unstable mode of chiral modulation. Note that this wavevector is in the x direction. This result is reasonable, because the chiral stripes in the smectic-C* phase also have the modulation wavevector parallel to the average tilt direction. Inserting these expressions back into the free energy gives the result

$$\frac{F_1}{A} = \frac{1}{2} \left(r + 2uc_0^2 - \frac{\lambda^2 c_0^2}{\bar{K}} \right) c_1^2, \quad (8)$$

expressed in terms of the single variational parameter c_1 .

We can now interpret this result for the free energy. If the quantity in parentheses is positive, then the uniform electroclinic effect is stable against small chiral modulations c_1 .

If that quantity is negative, then the uniform state is unstable, and a chiral modulation will form. In that case, the amplitude of the modulation is limited by higher-order terms in c_1 , which are not included in Eq. (8). In particular, we can distinguish two cases:

a. If $\lambda^2/\bar{K} > 2u$, then the smectic-A phase becomes unstable to the formation of a chiral modulation when

$$r < \left(\frac{\lambda^2}{\bar{K}} - 2u \right) c_0^2. \quad (9)$$

Recall that c_0 is the uniform electroclinic tilt, which scales as bE/r , and r scales as $\alpha(T - T_{AC})$ near the smectic-A–smectic-C* transition. Hence, the instability occurs close to the transition or at high fields.

b. By contrast, if $\lambda^2/\bar{K} < 2u$, then there is no instability in the smectic-A phase. In this case, the instability is disfavored by low values of the chiral coupling λ and by high values of the mean Frank constant \bar{K} .

So far, we have considered only modulations in the tilt director in a *flat* smectic layer. However, a recent theory of the $P_{\beta'}$ rippled phases of lipid membranes shows that any modulation in the tilt director will induce a modulation in the curvature of the membrane [17,18]. The same theoretical considerations that apply to modulations in lipid membranes also apply to smectic layers in thermotropic liquid crystals [19]. Hence, we can carry over these theoretical results to predict the curvature modulation induced by the chiral stripes in the smectic-A phase. Let h be the height of the smectic layer above a flat reference plane. The results of Refs. [17,18] then predict

$$\frac{d^2h}{dx^2} = \frac{\gamma}{\kappa} \frac{dc_x}{dx} + \frac{\lambda_{\text{HP}}}{\kappa} c_x c_y, \quad (10)$$

for a modulation in the x direction. Here, κ is the curvature modulus of the layer, γ is the non-chiral coupling between tilt and curvature, and λ_{HP} is the chiral coupling [20]. After inserting the tilt modulation of Eq. (4), with $q_y = 0$ as found above, we can integrate this differential equation to obtain the curvature modulation

$$h(x) = \left(\frac{\gamma c_1}{\kappa q_x} - \frac{\lambda_{\text{HP}} c_0 c_1}{\kappa q_x^2} \right) \sin q_x x - \frac{\lambda_{\text{HP}} c_1^2}{8\kappa q_x^2} \sin 2q_x x. \quad (11)$$

The most important feature to notice about this modulation is that it includes both $\sin q_x x$ and $\sin 2q_x x$ terms. As a result, the layer profile has the shape shown in Fig. 3(a) (with a highly exaggerated amplitude). This modulation has the symmetry $C_2^{(y)}$ —it has a two-fold rotational symmetry, but it does not have a reflection symmetry in the xy or yz plane because of the chiral coupling λ_{HP} .

Although our model applies only to a single smectic layer, the symmetry of the modulation gives some information about the packing of multiple smectic layers. Because a single layer does not have a reflection symmetry in the xy or yz plane, the packing of multiple layers should not have such a symmetry either. Instead, the most efficient packing of multiple layers should have the form shown in Fig. 3(b), with a series of sawtooth-type waves stacked obliquely on top of each other. For that reason, this chiral instability should lead to oblique stripes, which are not parallel to the average layer normal along the z axis. This inclination of the stripes gives a macroscopic manifestation of the chiral mechanism that generates the stripes.

III. CHIRAL FLUCTUATIONS

At this point, let us return to the problem of tilt variations in a single smectic layer. In the previous section, we showed that a chiral instability can give a periodic modulation in the molecular tilt. Even if the system does not have a periodic chiral *modulation*, it can still have chiral *fluctuations* about a uniform ground state, i.e. c_1 -type fluctuations about the uniform electroclinic tilt c_0 . Such fluctuations can have an important effect on the optical properties of the system. For that reason, in this section we investigate the theoretical predictions for chiral fluctuations in the uniform phase.

The first issue in this calculation is to determine what quantity gives an appropriate measure of the strength of chiral fluctuations. The simplest possibility is just the chiral contribution to the free energy of Eq. (6),

$$F_{\text{chiral}} = -\lambda q_x c_0 c_1^2. \quad (12)$$

An alternative possibility is suggested by a recent model for the transition between the isotropic phase and the blue phase III [21]. This work proposed the chiral order parameter

$$\psi = \mathbf{Q} \cdot \nabla \times \mathbf{Q} = \epsilon_{ijk} Q_{il} \partial_j Q_{kl}, \quad (13)$$

where $Q_{ij} = n_i n_j - \frac{1}{3} \delta_{ij}$ is the tensor representing nematic order. In our problem, the three-dimensional nematic director $\hat{\mathbf{n}}$ can be written as

$$\hat{\mathbf{n}} \approx \mathbf{c} + \left(1 - \frac{1}{2} |\mathbf{c}|^2\right) \hat{\mathbf{z}}, \quad (14)$$

and hence the tensor becomes

$$Q_{ij} \approx \begin{pmatrix} c_x^2 - \frac{1}{3} & c_x c_y & c_x \\ c_x c_y & c_y^2 - \frac{1}{3} & c_y \\ c_x & c_y & \frac{2}{3} - c_x^2 - c_y^2 \end{pmatrix}. \quad (15)$$

Into this expression we insert the proposed form of Eq. (4) for the fluctuations, with the wavevector of Eq. (7). After averaging over position, the chiral order parameter simplifies to

$$\psi = -q_x c_0 c_1^2. \quad (16)$$

Remarkably, this result for the chiral order parameter is equivalent to the expression for F_{chiral} , up to a constant factor. This equivalence suggests that either expression can be used as an measure of the strength of chiral fluctuations.

We can now calculate the expectation value of the chiral fluctuations. Applying the equipartition theorem to the free energy of Eq. (8) gives

$$\langle |F_{\text{chiral}}| \rangle = \frac{k_B T \lambda^2 c_0^2}{\bar{K} r - (\lambda^2 - 2u\bar{K}) c_0^2}. \quad (17)$$

As noted earlier, we have $c_0 = bE/r$ for low fields, and $r = \alpha(T - T_{AC})$ near the smectic-A–smectic-C transition. Under those circumstances, the expectation value becomes

$$\langle |F_{\text{chiral}}| \rangle = \frac{k_B T \lambda^2 b^2 E^2}{\bar{K} \alpha^3 (T - T_{AC})^3 - (\lambda^2 - 2u\bar{K}) b^2 E^2}. \quad (18)$$

This expression shows that the system has chiral fluctuations in the uniform state. The magnitude of the chiral fluctuations depends on both the applied electric field and the temperature. In particular, this measure of the chiral fluctuations begins at $\langle |F_{\text{chiral}}| \rangle = 0$ for zero field and increases as the applied electric field increases. If $\lambda^2 > 2\bar{K}u$, then increasing the field drives the system toward the instability, where the magnitude of the fluctuations diverges. Otherwise, increasing the field drives the system toward a finite asymptotic value of the chiral fluctuations.

IV. DISCUSSION

In the preceding sections, we have answered the theoretical question that motivated this study. Our model shows that the smectic-A phase under an applied electric field can become unstable to the formation of a chiral modulation within the layer plane, which is similar to the chiral striped modulation that has been observed in thin films of the smectic-C* phase. The transition from the uniform to the modulated state occurs when the temperature decreases toward T_{AC} or when a high electric field is applied. It is somewhat surprising that an applied electric field can induce a modulation in the director away from the orientation favored by the field. However, an analogous effect has been predicted by a recent study of cholesteric liquid crystals in a field [22]. That theoretical study showed that a high electric field can induce a transition from a paranematic phase to a cholesteric phase, in which the director has a modulation away from the field direction. In both that problem and our current problem, the transition between the uniform and modulated states is controlled by the competition between field-induced alignment and chiral variations in the orientation of the field-induced order parameter.

We can now assess how well this model can explain the two experimental results mentioned at the beginning of this paper. In the first experiment, two types of stripes were observed in the smectic-A phase of chiral liquid crystals under an applied electric field—a main modulation with a wavelength of approximately twice the cell thickness and a higher-order

modulation with a wavelength of approximately $4 \mu\text{m}$, independent of cell thickness [12,13]. The main modulation has been explained as a layer buckling instability. Our model of chiral stripes provides a possible explanation of the higher-order modulation. In particular, it predicts the observed symmetry of the modulation—the observed skew angle between the main stripes and the higher-order stripes in Fig. 2(b) corresponds to the theoretical packing angle in Fig. 3(b). Furthermore, it predicts that the wavelength of the higher-order modulation is determined by material properties of the liquid crystal, not just by the cell thickness.

One possible objection to this model for the experiment is that the observed stripe wavelength does not depend on electric field, while the prediction of Eq. (7a) depends on electric field implicitly through the uniform tilt c_0 . The response to this objection is that the stripe wavelength is not necessarily in equilibrium. Rather, the stripe wavelength is probably determined by the wavelength at the onset of the instability and cannot change in response to further variations in electric field. A second possible objection is that the observed stripes occur over a wide range of temperature, while the predicted stripes occur only close to T_{AC} . The response to that objection is that observed stripes occur in a liquid crystal that has been selected for a large and surprisingly temperature-independent electroclinic effect [23]. A better test of the theory would be to see whether the higher-order stripes occur in a liquid crystal that has the standard temperature-dependent electroclinic effect near T_{AC} .

The second experiment mentioned at the beginning of this paper measured the CD spectra of chiral liquid crystals in the smectic-A phase under an applied electric field [15]. A very large CD signal was found for light propagating in the smectic layer plane, much larger than the CD signal for light propagating normal to the smectic layers. This large CD signal indicates that the liquid crystals have some chiral intermolecular correlations in the smectic layer plane. These correlations must take the form of fluctuations in the uniform smectic-A phase, which does not have any periodic modulation in the molecular director field. Furthermore, because the measured CD signal is quite sensitive to both electric field and temperature, the chiral fluctuations must depend strongly on those variables. Hence, the CD experiment provides evidence for chiral fluctuations that are analogous to the chiral

fluctuations predicted by our model.

In spite of these similarities, our predictions for chiral fluctuations differ in two important details from the experimental results. First, the predominant wavevector of the predicted chiral fluctuations is in the x direction, perpendicular to the electric field. By contrast, the experiments are sensitive to chiral fluctuations in the y direction, along the electric field, because the light is propagating in that direction. Second, the theory predicts that the quantity $\langle |F_{\text{chiral}}| \rangle$, measuring the strength of chiral fluctuations, should be zero at zero field and should increase monotonically with increasing field. In the experiments, the measured CD signal is nonzero at zero field, and it can increase or decrease with increasing field, depending on the temperature. Thus, although our model predicts the general type of chiral fluctuations that are observed in the experiment, it does not provide a full explanation of the experiment. A full explanation may require a more microscopic model of the short-range chiral intermolecular order, which cannot be described through continuum elastic theory.

In conclusion, we have shown that the uniform electroclinic effect in the smectic-A phase of chiral liquid crystals can become unstable to the formation of a chiral modulation in the layer plane. In the modulated state, there are stripes in the orientation of the molecular director, analogous to the stripes that have been observed experimentally in thin films of the smectic-C* phase. The same mechanism also gives chiral fluctuations in the uniform smectic-A phase, which grow in magnitude as the modulated state is approached. These theoretical results provide a possible explanation for stripes observed in the smectic-A phase, and they provide at least the beginning of an explanation for the large CD signal found in this phase.

ACKNOWLEDGMENTS

We would like to thank F. C. MacKintosh, R. G. Petschek, and M. S. Spector for helpful discussions. This work was supported by the Office of Naval Research and the Naval Research Laboratory.

REFERENCES

- [1] P. G. de Gennes and J. Prost, *The Physics of Liquid Crystals*, 2nd ed. (Oxford, 1993).
- [2] S. Garoff and R. B. Meyer, *Phys. Rev. Lett.* **38**, 848 (1977).
- [3] N. A. Clark, D. H. Van Winkle, and C. Muzny (unpublished), cited in Ref. [4].
- [4] S. A. Langer and J. P. Sethna, *Phys. Rev. A* **34**, 5035 (1986).
- [5] G. A. Hinshaw, R. G. Petschek, and R. A. Pelcovits, *Phys. Rev. Lett.* **60**, 1864 (1988).
- [6] G. A. Hinshaw and R. G. Petschek, *Phys. Rev. A* **39**, 5914 (1989).
- [7] A. E. Jacobs, G. Goldner, and D. Mukamel, *Phys. Rev. A* **45**, 5783 (1992).
- [8] Ch. Bahr and G. Heppke, *Phys. Rev. A* **39**, 5459 (1989).
- [9] Ch. Bahr and G. Heppke, *Phys. Rev. A* **41**, 4335 (1990).
- [10] G. P. Crawford, R. E. Geer, J. Naciri, R. Shashidhar, and B. R. Ratna, *Appl. Phys. Lett.* **65**, 2937 (1994).
- [11] A. G. Rappaport, P. A. Williams, B. N. Thomas, N. A. Clark, M. B. Ros, and D. M. Walba, *Appl. Phys. Lett.* **67**, 17 (1995).
- [12] A. Tang and S. Sprunt, *Phys. Rev. E* **57**, 3050 (1998).
- [13] F. J. Bartoli, J. R. Lindle, S. R. Flom, R. Shashidhar, G. Rubin, J. V. Selinger, and B. R. Ratna, *Phys. Rev. E* **58**, 5990 (1998).
- [14] R. E. Geer, S. J. Singer, J. V. Selinger, B. R. Ratna, and R. Shashidhar, *Phys. Rev. E* **57**, 3059 (1998).
- [15] M. S. Spector, S. K. Prasad, J. Naciri, A. V. Davis, B. R. Ratna, and R. Shashidhar (unpublished).
- [16] T. C. Lubensky, R. D. Kamien, and H. Stark, *Mol. Cryst. Liq. Cryst.* **288**, 15 (1996).

- [17] T. C. Lubensky and F. C. MacKintosh, Phys. Rev. Lett. **71**, 1565 (1993).
- [18] C. M. Chen, T. C. Lubensky, and F. C. MacKintosh, Phys. Rev. E **51**, 504 (1995).
- [19] C. M. Chen and F. C. MacKintosh, Phys. Rev. E **53**, 4933 (1996).
- [20] W. Helfrich and J. Prost, Phys. Rev. A **38**, 3065 (1988).
- [21] T. C. Lubensky and H. Stark, Phys. Rev. E **53**, 714 (1996).
- [22] R. Seidin, D. Mukamel, and D. W. Allender, Phys. Rev. E **56**, 1773 (1997).
- [23] G. P. Crawford, J. Naciri, R. Shashidhar, and B. R. Ratna, Jpn. J. Appl. Phys. **35**, 2176 (1996).

FIGURES




FIG. 1. Ansatz for the chiral modulation of the molecular tilt in a layer of the smectic-A phase under an applied electric field. The arrows represent the projection of the molecular tilt into the layer plane. The electric field is applied in the y direction, and the average molecular tilt is in the x direction.

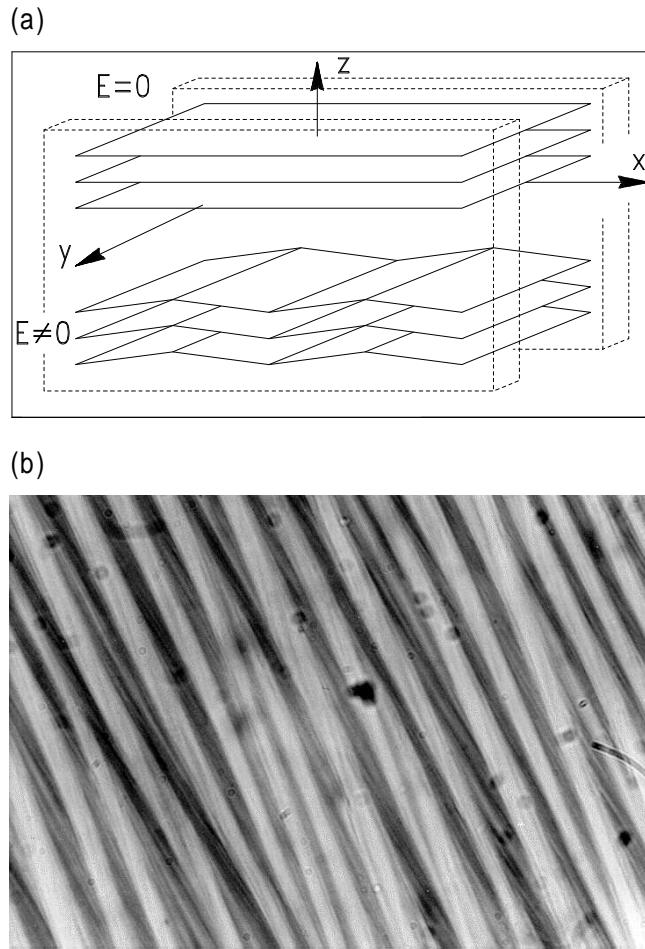


FIG. 2. (a) Experimental geometry of the striped modulation in the smectic-A phase in narrow cells (from Ref. [14]). (b) Polarization micrograph of the striped pattern in a $15 \mu\text{m}$ cell. Note that there are two distinct modulations with wavelengths of approximately $30 \mu\text{m}$ and $4 \mu\text{m}$, oriented at an angle of approximately 15° with respect to each other (from Ref. [13]).

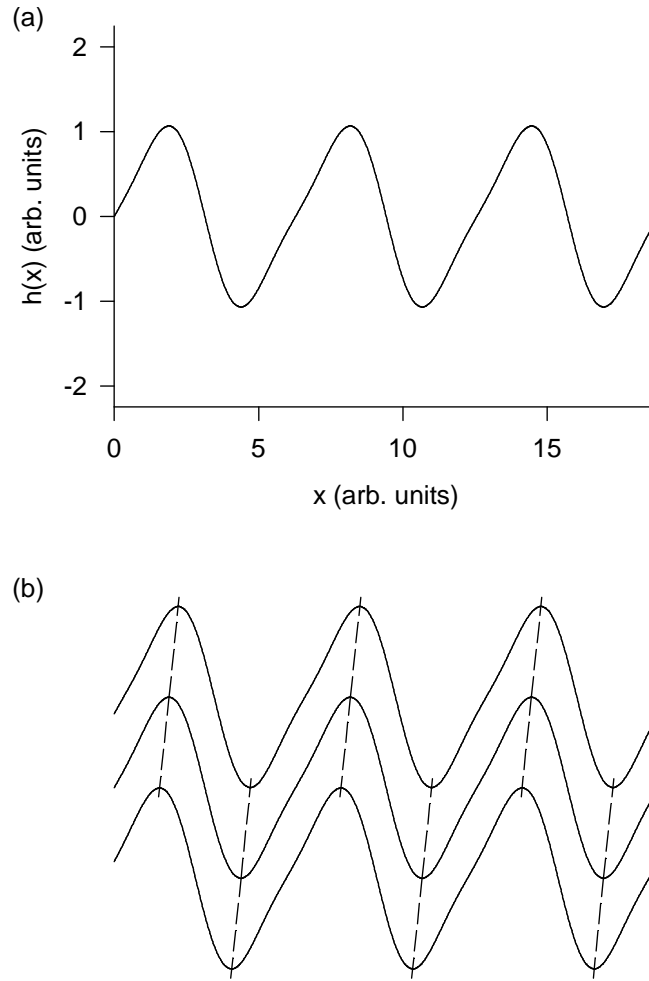


FIG. 3. (a) Profile of the height modulation of a single smectic layer, showing the $C_2^{(y)}$ symmetry. The vertical displacement is highly exaggerated. (b) The most efficient packing of multiple smectic layers with a modulation of this symmetry. The dashed lines indicate the orientation of the stripes in the xz plane.