

# Growing spatial correlations of particle displacements in a simulated liquid on cooling toward the glass transition

Claudio Donati,<sup>1</sup> Sharon C. Glotzer<sup>1</sup> and Peter H. Poole<sup>2</sup>

<sup>1</sup> *Polymers Division and Center for Theoretical and Computational Materials Science, NIST, Gaithersburg, Maryland, USA 20899*

<sup>2</sup> *Department of Applied Mathematics, University of Western Ontario, London, Ontario N6A 5B7, Canada*  
(Submitted: August 8, 2018)

We define a correlation function that quantifies the spatial correlation of single-particle displacements in liquids and amorphous materials. We show for an equilibrium liquid that this function is related to fluctuations in a bulk dynamical variable. We evaluate this function using computer simulations of an equilibrium glass-forming liquid, and show that long range spatial correlations of displacements emerge and grow on cooling toward the mode coupling critical temperature.

Liquids cooled toward their glass transition exhibit remarkable dynamical behavior [1]. The initial slowing of transport processes for liquids at temperatures  $T$  well above their glass transition temperature  $T_g$  is described to great extent by the mode coupling theory (MCT) [2–4], which predicts diverging relaxation times at the mode coupling dynamical critical temperature  $T_c$ . The dynamical singularity of MCT occurs without a diverging or even growing static correlation length [5]. Yet recent studies show that in the range of  $T$  well described by MCT, simulated glassforming liquids exhibit spatially heterogeneous dynamics [6–12]. In this Letter, we define a correlation function that quantifies the spatial correlation of particle displacements and evaluate this function for a simulated Lennard-Jones liquid. We find that spatial correlations of displacement arise and become increasingly long ranged on cooling toward  $T_c$ .

First, we briefly review the conventional static correlation function that describes the average microscopic structure of a liquid. We use a definition that will readily facilitate an extension to a new correlation function for particle displacements. Consider a liquid in the grand canonical ensemble confined to a volume  $V$ , consisting of identical particles, each with no internal degrees of freedom. Let the position of each particle  $i$  be denoted  $\mathbf{r}_i$ . In equilibrium the structure of a homogeneous liquid can be quantified by  $G(\mathbf{r})$ , the “density-density” correlation function [13,14], defined as  $G(\mathbf{r}) = \int d\mathbf{r}' \langle [n(\mathbf{r}' + \mathbf{r}) - \langle n \rangle] [n(\mathbf{r}') - \langle n \rangle] \rangle$ . Here,  $n(\mathbf{r}) = \sum_{i=1}^N \delta(\mathbf{r} - \mathbf{r}_i)$ , and  $\langle \dots \rangle$  indicates an ensemble average.  $N = \int d\mathbf{r} n(\mathbf{r})$  is the number of particles present in a particular configuration. For a homogeneous liquid the density  $\rho = \langle n \rangle = \langle N \rangle / V$ . If the liquid is isotropic,  $G(\mathbf{r})$  further reduces simply to  $G(r)$ , where  $r = |\mathbf{r}|$ .  $G(\mathbf{r})$  measures the spatial correlations of fluctuations of local density away from the average value. The pair correlation function  $g(\mathbf{r})$  conventionally presented to characterize the structure of a liquid is proportional to the “distinct” part of  $G(\mathbf{r})$ :  $G(\mathbf{r}) = \langle N \rangle \delta(\mathbf{r}) + \langle n \rangle \langle N \rangle [g(\mathbf{r}) - 1]$ , where  $g(\mathbf{r})$  can be written,

$$g(\mathbf{r}) = \frac{1}{\langle n \rangle \langle N \rangle} \left\langle \sum_{i=1}^N \sum_{\substack{j=1 \\ j \neq i}}^N \delta(\mathbf{r} + \mathbf{r}_j - \mathbf{r}_i) \right\rangle. \quad (1)$$

The Fourier transform of  $G(\mathbf{r})$  gives the static structure factor  $S(\mathbf{q}) = \left\langle N^{-1} \sum_{i=1}^N \sum_{j=1}^N \exp[-i\mathbf{q} \cdot (\mathbf{r}_i - \mathbf{r}_j)] \right\rangle$ .

To determine the behavior of  $G(\mathbf{r})$  for large  $r$ , it is useful to evaluate the fluctuations of  $N$ , which are related to the volume integral of  $G(\mathbf{r})$ , and also related to a thermodynamic response function, the isothermal compressibility  $\kappa$  [13]:

$$\langle [N - \langle N \rangle]^2 \rangle = \int d\mathbf{r} G(\mathbf{r}) = \langle n \rangle \langle N \rangle kT \kappa, \quad (2)$$

where  $k$  is Boltzmann’s constant. The convergence or divergence of the volume integral of  $G(\mathbf{r})$  depends on how rapidly  $G(\mathbf{r})$  decays to zero as  $r \rightarrow \infty$ . If the integral converges,  $G(\mathbf{r})$  is “short ranged”; if it diverges,  $G(\mathbf{r})$  is “long ranged”. Near a conventional critical point,  $\kappa$  diverges, macroscopic density fluctuations occur, and the behavior of  $G(\mathbf{r})$  approaches that of a long ranged function.

To develop a simple spatial correlation function for a local *dynamical* property in a liquid, we consider for a particle  $i$  its displacement  $\mu_i(t, \Delta t) = |\mathbf{r}_i(t + \Delta t) - \mathbf{r}_i(t)|$  over some interval of time  $\Delta t$ , starting from a reference time  $t$ . We examine the spatial correlations of these displacements by modifying the definition of  $G(\mathbf{r})$  so that the contribution of a particle  $i$  to the correlation function is weighted by  $\mu_i$ . That is, we define a “displacement-displacement” correlation function [15,16],

$$G_u(\mathbf{r}, \Delta t) = \int d\mathbf{r}' \left\langle [u(\mathbf{r}' + \mathbf{r}, t, \Delta t) - \langle u \rangle] [u(\mathbf{r}', t, \Delta t) - \langle u \rangle] \right\rangle, \quad (3)$$

where,

$$u(\mathbf{r}, t, \Delta t) = \sum_{i=1}^N \mu_i(t, \Delta t) \delta(\mathbf{r} - \mathbf{r}_i(t)). \quad (4)$$

$G_u(\mathbf{r}, \Delta t)$  measures correlations in fluctuations of local displacements away from their average value. We are considering an equilibrium liquid and so  $G_u$  does not depend on the choice of the reference time  $t$ . Similarly,  $\langle u \rangle \equiv \langle u(\mathbf{r}, t, \Delta t) \rangle$  does not depend on  $t$ ; for a homogeneous liquid, it also does not depend on  $\mathbf{r}$ . In analogy to the relation between  $\langle n \rangle$  and  $\langle N \rangle$ , we define the “total displacement”  $U(t, \Delta t) = \int d\mathbf{r} u(\mathbf{r}, t, \Delta t)$  and its ensemble average  $\langle U \rangle \equiv \langle U(t, \Delta t) \rangle$ . In a constant- $N$  ensemble, both  $\langle u \rangle$  and  $\langle U \rangle$  are readily evaluated from the mean displacement  $\bar{\mu} \equiv \langle N^{-1} \sum_{i=1}^N \mu_i(t, \Delta t) \rangle$ :  $\langle u \rangle = \bar{\mu} \langle n \rangle$  and  $\langle U \rangle = \bar{\mu} \langle N \rangle$ . In equilibrium,  $\langle u \rangle$ ,  $\langle U \rangle$  and  $\bar{\mu}$  do not depend on  $t$ , but they retain a dependence on  $\Delta t$ .

$G_u(\mathbf{r}, \Delta t)$  can be written so as to identify a spatial correlation function  $g_u(\mathbf{r}, \Delta t)$  analogous to  $g(\mathbf{r})$ :

$$G_u(\mathbf{r}, \Delta t) = \langle N \rangle \bar{\mu}^2 \delta(\mathbf{r}) + \langle u \rangle \langle U \rangle [g_u(\mathbf{r}, \Delta t) - 1], \quad (5)$$

where

$$g_u(\mathbf{r}, \Delta t) = \frac{1}{\langle u \rangle \langle U \rangle} \times \left\langle \sum_{i=1}^N \sum_{\substack{j=1 \\ j \neq i}}^N \mu_i(t, \Delta t) \mu_j(t, \Delta t) \delta(\mathbf{r} + \mathbf{r}_j(t) - \mathbf{r}_i(t)) \right\rangle.$$

The mean squared displacement  $\bar{\mu}^2 \equiv \langle N^{-1} \sum_{i=1}^N \mu_i^2(t, \Delta t) \rangle$ , and also depends on  $\Delta t$ . The Fourier transform of  $G_u(\mathbf{r}, \Delta t)$  gives a “structure factor”  $S_u(\mathbf{q}, \Delta t)$  for the particle displacements:  $S_u(\mathbf{q}, \Delta t) = \langle (N \bar{\mu}^2)^{-1} \sum_{i=1}^N \sum_{j=1}^N \mu_i(t, \Delta t) \mu_j(t, \Delta t) \exp[-i\mathbf{q} \cdot (\mathbf{r}_i(t) - \mathbf{r}_j(t))] \rangle$ .

In analogy to Eq. 2, the fluctuations of  $U$  are related to the volume integral of  $G_u(\mathbf{r}, \Delta t)$ :

$$\langle [U - \langle U \rangle]^2 \rangle = \int d\mathbf{r} G_u(\mathbf{r}, \Delta t) \equiv \langle u \rangle \langle U \rangle kT \kappa_u. \quad (7)$$

We have defined the quantity  $\kappa_u$  in analogy to  $\kappa$ . Hence, as for  $G(\mathbf{r})$ , we can determine the large  $r$  behavior of  $G_u(\mathbf{r}, \Delta t)$  from the fluctuations of a bulk quantity,  $U$ .

To evaluate these quantities we use data obtained [6–8] from a molecular dynamics simulation of a model Lennard-Jones glass-former. The system is a three-dimensional binary mixture (80:20) of 8000 particles interacting via Lennard-Jones interaction parameters [17]. We analyze data from seven  $(\rho, P, T)$  state points on a line in the  $P, T$  plane approaching  $T_c \approx 0.435$  at a pressure  $P \approx 3.03$  [18]. (In the remainder of this paper, all values are quoted in reduced units [17]). The highest and lowest  $T$  state points simulated are  $(\rho = 1.09, P = 0.50, T = 0.550)$  and  $(\rho = 1.19, P = 2.68, T = 0.451)$ . Following equilibration at each state point, the particle trajectories are monitored in the  $NVE$  ensemble ( $E$  is the total energy) for up to  $1.2 \times 10^4$  Lennard-Jones time units (25.4 ns in argon units) for the coldest  $T$ . Complete simulation details may be found in [8]. All quantities presented here are calculated using all 8000 particles in the

liquid. The results presented here do not change when the minority particles are excluded [19].

For all seven state points, a “plateau” exists in both  $\bar{\mu}^2$  and the self part of the intermediate scattering function  $F_s(q, t)$  as a function of  $t$  [8]. The plateau separates an early time ballistic regime from a late time diffusive regime, and indicates “caging” of the particles typical of low  $T$ , high  $\rho$  liquids. The  $\alpha$ -relaxation time  $\tau_\alpha$  describes the decay of  $F_s(q, t)$  to zero at the value of  $q$  corresponding to the first peak in the static structure factor  $S(q)$ . Over the range of  $T$  studied,  $\tau_\alpha$  increases by 2.4 orders of magnitude, and follows a power law  $\tau_\alpha \sim (T - T_c)^{-\gamma}$ , with  $T_c = 0.435$  and  $\gamma \simeq 2.8$ . The diffusion coefficient  $D$  follows a power law  $D \sim (T - T_c)^\gamma$ , with  $T_c = 0.435$  and  $\gamma \simeq 2.13$ , and thus diffusion and structural relaxation are “decoupled” [20]. The simulated liquid states analyzed here therefore exhibit the complex bulk relaxation behavior characteristic of a supercooled liquid approaching its glass transition. Both  $g(r)$  and  $S(q)$  for this liquid have been calculated previously [8,18], and it has been shown that as  $T$  decreases, no long range structural correlations due to density or composition fluctuations occur.

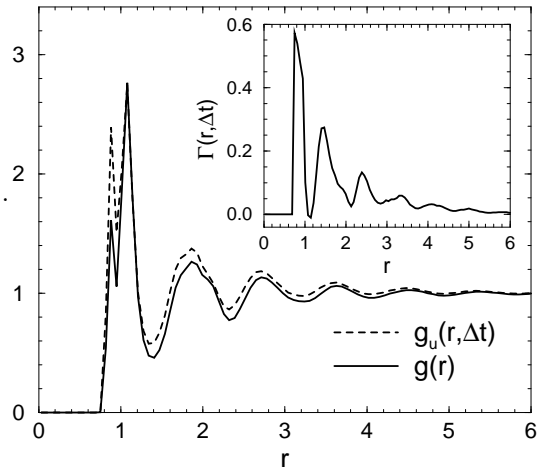


FIG. 1.  $g_u(r, \Delta t)$  and  $g(r)$  versus  $r$  at  $T = 0.451$ .  $\Delta t$  is chosen on the order of  $\tau_\alpha$ . Inset:  $\Gamma(r, \Delta t)$  versus  $r$ .

In Fig.1 we show  $g_u(r, \Delta t)$  as a function of  $r$  for  $T = 0.451$ , and with  $\Delta t$  chosen to be on the order of  $\tau_\alpha$ .  $g(r)$  for the same  $T$  is also shown. For a fixed choice of  $\Delta t$ , note that if the displacement were always the same for every particle, then  $g_u(r, \Delta t)$  and  $g(r)$  would be identical for all  $r$ . Hence, it is deviations of  $g_u(r, \Delta t)$  from  $g(r)$  that will inform us of spatial displacement correlations in excess of those that would be expected based on a knowledge of  $g(r)$  alone. We find that for this choice of  $\Delta t$ ,  $g_u(r, \Delta t)$  is appreciably higher than  $g(r)$  for values of  $r$  up to several interparticle distances. This excess correlation is made clearer in the inset of Fig.1, where we show the function  $\Gamma(r, \Delta t) \equiv [g_u(r, \Delta t)/g(r)] - 1$ .

However, the question arises as to how to select the value of  $\Delta t$ . We find that the behavior of the liquid itself suggests a unique choice for  $\Delta t$ . To demonstrate this, we show in Fig. 2 the total excess correlation  $A \equiv \int dr \Gamma(r, \Delta t)$  as a function of  $\Delta t$ . We find that there is a value of  $\Delta t = \Delta t^*$  at which  $A$  is a maximum and that both the maximum value of  $A$  and  $\Delta t^*$  increase with decreasing  $T$ . Hence for each  $T$  the spatial correlation of particle displacements is most prominent at  $\Delta t^*$ . Moreover, all curves for  $T \leq 0.525$  collapse onto a single master curve when  $t$  is scaled by  $\Delta t^*$  and  $A$  is scaled by  $A(\Delta t^*)$ , suggesting that  $\Delta t^*$  is a characteristic time for this liquid. In the remainder of this Letter, all quantities are therefore evaluated for  $\Delta t = \Delta t^*$ . Fig. 3 shows that  $\Delta t^*$  follows a power law with  $T$ : an excellent fit [21] to the form  $\Delta t^* \sim (T - T_c)^{-\gamma}$  is obtained when  $T_c = 0.435$ , and yields  $\gamma = 2.3 \pm 0.2$ . This value for  $\gamma$  is different from the exponent found for  $\tau_\alpha$ , but (within our numerical uncertainty) cannot be distinguished from the exponent governing the apparent vanishing of  $D$  at  $T_c$ .

If  $A$  is largest at  $\Delta t^*$ , then we might also expect  $\kappa_u$  to be largest at  $\Delta t^*$ , since by Eq. 7  $\kappa_u$  quantifies the total magnitude (integrated over space) of the displacement correlations quantified by  $G_u(\mathbf{r}, \Delta t)$ . We evaluate  $\kappa_u$  from the fluctuations of  $U$  according to Eq. 7 (Fig. 2b) and confirm  $\kappa_u$  exhibits the same behavior as  $A$ :  $\kappa_u$  goes to zero at short and long times, and has a maximum at a  $T$ -dependent  $\Delta t^*$ .

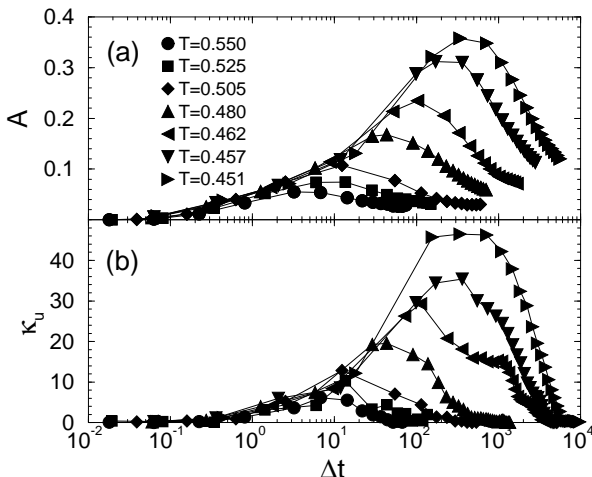


FIG. 2. (a)  $A$  versus  $\Delta t$  for different  $T$ . (b)  $\kappa_u$  as a function of  $\Delta t$  for the same  $T$  as in (a).

In Fig. 4 we show the  $T$ -dependence of  $\kappa_u$  for  $\Delta t = \Delta t^*$ . We find that  $\kappa_u(\Delta t^*)$  grows monotonically with decreasing  $T$ , indicating that the range of the correlation measured by  $G_u(r, \Delta t^*)$  is growing with decreasing  $T$ . We find that a power law  $\kappa_u(\Delta t^*) \sim (T - T_c)^{-\gamma}$  fits well to the data when  $T_c = 0.435$ , and gives  $\gamma = 0.84$ . Thus  $\kappa_u$  exhibits an apparent divergence at a  $T$  that is within

numerical error of  $T_c$ , demonstrating that  $G_u(r, \Delta t^*)$  is becoming increasingly long-ranged as  $T \rightarrow T_c$ .

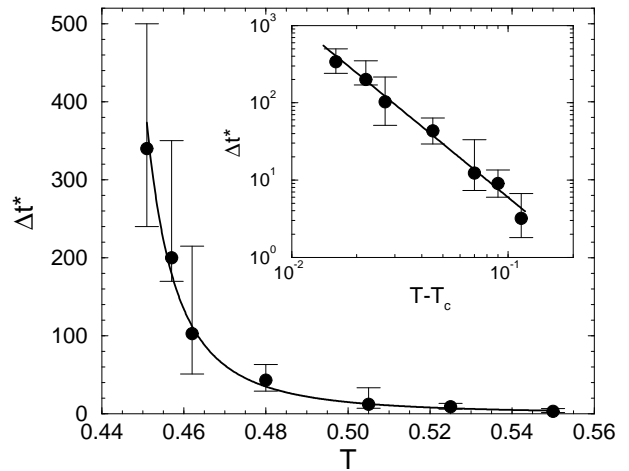


FIG. 3.  $\Delta t^*$  plotted versus  $T$ . The solid curve is a power-law fit to the data. INSET: Log-log plot of  $\Delta t^*$  versus  $T - T_c$ , and the power-law fit to the data.  $T_c = 0.435$ .

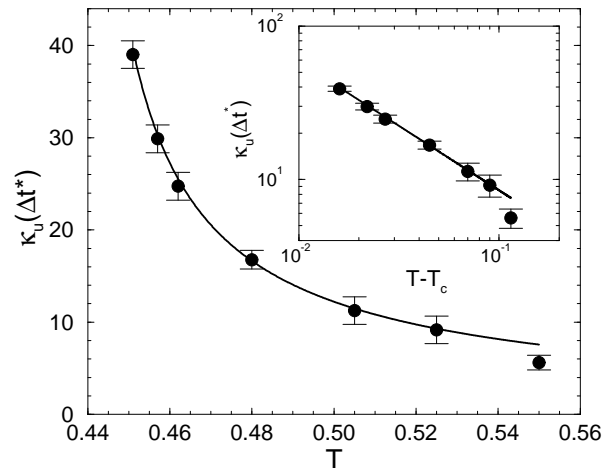


FIG. 4.  $\kappa_u(\Delta t^*)$  plotted versus  $T$ . The solid curve is a power-law fit to the data. INSET: Log-log plot of  $\kappa_u(\Delta t^*)$  versus  $T - T_c$ , and the power-law fit to the data.  $T_c = 0.435$ .

To estimate a correlation length associated with these displacement correlations, we evaluate  $S_u(q, \Delta t^*)$  for different  $T$  (Fig. 5). For intermediate and large  $q$ ,  $S_u(q, \Delta t^*)$  coincides with  $S(q)$ . However, for  $q \rightarrow 0$  a peak develops and grows with decreasing  $T$ , again demonstrating the presence of long range dynamical correlations. No growing peak at  $q = 0$  appears in the static structure factor  $S(q)$  (Fig. 5, inset). To quantify the correlation length, we attempted to fit  $S_u(q, \Delta t^*)$  using an Ornstein-Zernike form,  $S_u(q) \propto 1/(1 + \xi^2 q^2)$ , where  $\xi$  is the correlation length. Although this form fits well to

the data at the highest  $T$ , it fails at lower  $T$ , making the interpretation of the fitted  $\xi$  values ambiguous.

Nevertheless, it was shown previously for this system that highly “mobile” particles move cooperatively [7] and form clusters [6] whose mean size diverges at  $T_c$  [8]. These clusters contribute to the growing range of  $G_u(r, \Delta t^*)$ , and thus they can be used to give a rough estimate of the length scale over which particle motions are correlated. At  $T = 0.451$ , this average length scale exceeds 3 particle diameters, and the largest cluster has a length scale that exceeds the size of our simulation box (approximately 19 particle diameters on a side.)

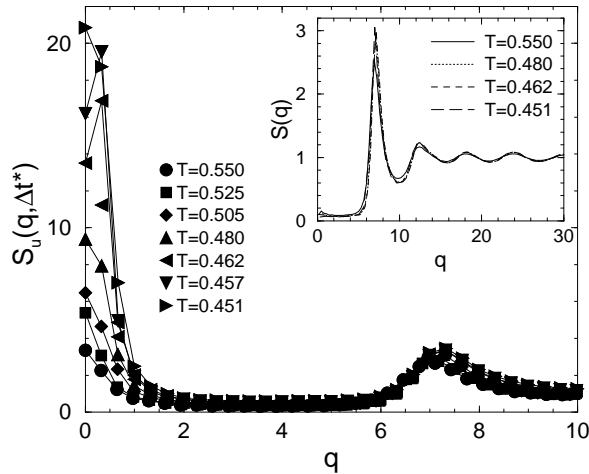


FIG. 5.  $S_u(q, \Delta t^*)$  versus  $q$  for different  $T$ . The values at  $q = 0$  are obtained from the fluctuations in  $U$  via the relation  $S_u(q = 0, \Delta t^*) = \rho T \kappa_u(\Delta t^*)$ . INSET: Static structure factor  $S(q)$  for four different  $T$ .

In summary, we have defined a correlation function that quantifies the spatial correlation of single-particle displacements in a liquid. Using this function, we have shown in computer simulations of an equilibrium liquid that the displacements of particles are spatially correlated over a range and time scale that both grow with decreasing  $T$  as the mode coupling temperature is approached. While MCT makes no predictions concerning a growing dynamical correlation length [22,23], calculation of the vector displacement-displacement correlation function may be tractable within the mode coupling framework. We have also identified a bulk dynamical variable  $U$  whose fluctuations appear to diverge at  $T_c$ . Hence,  $U$  is behaving much like a static order parameter on approaching a second-order phase transition. Our analysis therefore suggests that an extension to dynamically-defined quantities of the framework of ordinary critical phenomena may be useful for understanding the nature of supercooled, glass-forming liquids.

We are grateful to J. Baschnagel, J.F. Douglas, and R. D. Mountain for helpful feedback. PHP acknowledges

the support of NSERC (Canada).

- 
- [1] For a review, see M. D. Ediger, C. A. Angell, S. R. Nagel, *J. Phys. Chem.* **100**, 13200 (1996).
  - [2] W. Götze and L. Sjogren, *Chem. Phys.* **212**, 47 (1996); W. Götze and L. Sjogren, *Transport Theory Stat. Phys.* **24**, (1995).
  - [3] H.Z. Cummins, preprint.
  - [4] See the special issue of *Transport Theory Stat. Phys.* **24**, (1995), devoted to experimental and computational tests of MCT.
  - [5] See, e.g., A. van Blaaderen and P. Wiltzius, *Science* **270**, 1177 (1995), and R. L. Leheny, N. Menon, S. R. Nagel, D. L. Price, K. Suzuya, and P. Thiyagarajan, *J. Chem. Phys.* **105**, 7783 (1996).
  - [6] W. Kob, C. Donati, S.J. Plimpton, P.H. Poole and S.C. Glotzer, *Phys. Rev. Lett.* **79**, 2827 (1997).
  - [7] C. Donati, J.F. Douglas, W. Kob, S.J. Plimpton, P.H. Poole and S.C. Glotzer, *Phys. Rev. Lett.* **80**, 2338 (1998).
  - [8] C. Donati, S.C. Glotzer, P.H. Poole, W. Kob, and S.J. Plimpton, *cond-mat/9810060*.
  - [9] Y. Hiwatari and T. Muranaka, *J. Non-Cryst. Sol.* **235-237**, 19 (1998).
  - [10] D. Perera and P. Harrowell, *ibid*, p. 314.
  - [11] A. Onuki and Y. Yamamoto, *ibid*, p. 34.
  - [12] Spatially heterogeneous dynamics has also been observed experimentally at  $T < T_c$ ; see, e.g. M.T. Cicerone, F.R. Blackburn and M.D. Ediger, *Macromolecules* **28**, 8224 (1995).
  - [13] H.E. Stanley, *Introduction to Phase Transitions and Critical Phenomena*, (Oxford University Press, New York, 1971).
  - [14] J. P. Hansen and I.R. McDonald, *Theory of Simple Liquids* (Academic, London, 1986).
  - [15] S.C. Glotzer, C. Donati and P.H. Poole, in *Computer Simulation Studies in Condensed-Matter Physics XI*, edited by D.P. Landau, et al. (Springer-Verlag, Berlin, 1998) (in press).
  - [16] A related correlation function has been calculated for the Ising spin glass, in S.C. Glotzer, N. Jan, T. Lookman, A.B. MacIsaac, and P.H. Poole, *Phys. Rev. E* **57**, 7350 (1998).
  - [17] The Lennard-Jones interaction parameters  $\epsilon_{\alpha,\beta}$  and  $\sigma_{\alpha,\beta}$  are given by:  $\epsilon_{AA} = 1.0$ ,  $\epsilon_{AB} = 1.5$ ,  $\epsilon_{BB} = 0.5$ ,  $\sigma_{AA} = 1.0$ ,  $\sigma_{AB} = 0.8$ ,  $\sigma_{BB} = 0.88$ . Lengths are defined in units of  $\sigma_{AA}$ , temperature  $T$  in units of  $\epsilon_{AA}$ , and time  $t$  in units of  $\sqrt{\sigma_{AA}^2 m / \epsilon_{AA}}$ . Both types of particles have the same mass,  $m$ .
  - [18] W. Kob and H. C. Andersen, *Phys. Rev. Lett.* **73** 1376, 1994; W. Kob and H. C. Andersen, *Phys. Rev. E* **51**, 4626 (1995); **52**, 4134 (1995).
  - [19] For this same system simulated along a different path, the same value of  $T_c$  was found for the majority particles as for the minority particles [18].
  - [20] Decoupling of transport properties in supercooled liquids

has been investigated in, e.g. D. Ehlich and H. Sillescu, *Macromolecules* **23**, 1600 (1990); F. Fujara, B. Geil, H. Sillescu and G. Fleischer, *Z. Phys. B* **88**, 195 (1992); I. Chang, F. Fujara, B. Geil, G. Heuberger, T. Mangel and H. Sillescu, *J. Non-Cryst. Solids* **172-174**, 248 (1994); L. Andreozzi, A. Di Schino, M. Giordano and D. Leporini, *Europhys. Lett.* **38** (9), 669 (1997); R. Yamamoto and A. Onuki, *Phys. Rev. E* (in press); M.T. Cicerone and M.D. Ediger, *J. Chem. Phys.* **104**, 7210 (1996); R. Yamamoto and A. Onuki, cond-mat/9807180; F.H. Stillinger and J. Hodgdon, *Phys. Rev. E* **50**, 2064 (1994).

- [21] All power law fits presented here were obtained by performing a linear regression on the log of the data.
- [22] Indirect evidence for a growing dynamical correlation length from studies of glassforming liquids in confined geometries is reported in, e.g., M. Arndt, et al., *Phys. Rev. Lett.* **79**, 2077 (1997); B. Jerome and J. Comman-deur, *Nature* **387**, 589 (1997); and P. Ray and K. Binder, *Europhysics Lett.* **27**, 53 (1994).
- [23] A different hydrodynamic correlation length was calculated by R. Mountain in *Supercooled Liquids: Advances and Novel Applications*, ACS Symposium Series **676**, 122 (1997).