

Approximate *ab initio* calculation of vibrational properties of hydrogenated amorphous silicon with inner voids

Serge M. Nakhmanson and D. A. Drabold

Department of Physics and Astronomy, Ohio University, Athens, Ohio 45701-2979

(October 30, 2018)

Abstract

We have performed an approximate *ab initio* calculation of vibrational properties of hydrogenated amorphous silicon (*a-Si:H*) using a molecular dynamics method. A 216 atom model for pure amorphous silicon (*a-Si*) has been employed as a starting point for our *a-Si:H* models with voids that were made by removing a cluster of silicon atoms out of the bulk and terminating the resulting dangling bonds with hydrogens. Our calculation shows that the presence of voids leads to localized low energy ($30 - 50\text{cm}^{-1}$) states in the vibrational spectrum of the system. The nature and localization properties of these states are analyzed by various visualization techniques.

I. INTRODUCTION

It is well known now that typical *a-Si:H*, grown using conventional techniques, has certain characteristic features: it contains a significant amount of nanovoids²⁻⁵, and it has an average hydrogen concentration of approximately 10 atomic percent². Hydrogen, present in the bulk of the material, can generally be found in three different states: it can be bonded, passivating dangling silicon bonds in the network or on the surfaces of the voids, it can be nonbonded (most of it, because the concentration of dangling bonds in *a-Si* is much lower than concentration of hydrogen atoms²) and it can also exist in gaseous phase inside the voids.

Important recent work with a new hot wire form of a-Si:H has recently been reported⁶ which might connect a low density of voids with unique vibrational properties. We have therefore performed studies of a dense continuous random network, and models with hydrogenated voids intentionally introduced to compare the vibrational modes in the two cases in detail. This study leads us to believe that hydrogenated voids lead to low frequency modes, though not at energies small enough to be tunneling modes⁷. We are also interested in experimentally discernible vibrational signatures linked to voids and or hydrogen.

In Sec. II of this Brief Report we present the detailed algorithm of construction of the models and calculation techniques used to study their vibrational behavior. Then in Sec. III we discuss our results received for different models of *a-Si:H* with voids and compare them with the results obtained for pure *a-Si* model. Finally, in Sec. IV we draw some conclusions regarding the question: do voids lead to low energy states in *a-Si:H*?

II. MODEL CONSTRUCTION AND CALCULATIONS

In this section we present our scheme for constructing a model of hydrogenated amorphous silicon with a void. We use a model generated from a Wooten, Winer, Weaire⁸ scheme, involving 216 atoms for pure *a-Si* by Djordjevic, Thorpe and Wooten¹ as a “base” for con-

struction of models for *a-Si:H* with voids in the bulk. We label this the DTW model in what follows. For our MD simulations we employ a code developed by Sankey and coworkers⁹, based upon density functional theory within the local density approximation (DFT-LDA)¹⁰. The main features of the method are a spin averaged, non-self-consistent version of density functional theory based on a linearization of the Kohn-Sham equations¹¹, a minimal pseudoatomic orbital basis set with an interaction confinement radius, and nonlocal, norm-conserving pseudopotentials¹². In equilibrium geometry search, we consider our models fully relaxed when total forces on any atom in the supercell are less than 0.03 eV/Å.

In the first step (which we need to perform only once) we relax the DTW model, obtaining its equilibrium geometry configuration by dynamical quenching. In our case relaxing the model resulted only in minor network rearrangements¹³. The radial distribution function, obtained for the relaxed model, appeared to be in good agreement with experimental data, as was the case for the original model before relaxation.

In the second step we remove a cluster of *Si* atoms, thus creating a void in the silicon network. As the removal of some silicon atoms out of the network results in dangling bonds, we must terminate these bonds with hydrogen atoms. In our models, presented in this publication, we consider entirely passivated networks, where *every* dangling bond in the network is terminated by hydrogen atom, initially placed directly on the bond 1.5 Å away from the *Si* atom, that we keep.

After discarding the chosen cluster of *Si* atoms and saturating the dangling bonds on the surface of the void with hydrogens we perform the third step — another MD relaxation, which gives us the equilibrium configuration for the new structure with void. At this point the actual number of relaxation steps required to make forces on every atom sufficiently small varies greatly, depending on the size and form of the void.

Once the equilibrium state is reached, we can proceed with the dynamical matrix calculation, displacing every atom in the supercell in three orthogonal directions (by 0.03 Å, which is suitable for this purpose) and computing the resulting spring constants as second derivatives of the total energy of the system. Diagonalizing the dynamical matrix we finally

receive its eigenvalues together with the corresponding eigenvectors, which enables us to carry out the full investigation of vibrational behavior of a given model.

We plot a Vibrational Density of States (VDOS) for a set of dynamical matrix eigenvalues $E_i, i = 1 \dots N$, where N is the number of atoms in the system, which gives us information about vibrational states distribution along the energy axis. In the figures, we use a gaussian broadened form for $\delta(E - E_i)$, with width 10 cm^{-1} . Then, in order to understand the localization properties of vibrational states, we construct Inverse Participation Ratio¹⁴ (IPR) graphs.

Finally, for any energy mode we can estimate vibrational activity for every separate atom, examining the components of the eigenvector “belonging” to this particular atom and comparing, for example, the sum of their squares on the reference atom, with the sum over all atoms in the supercell. After forming this chart of individual atomic IPRs we can employ this information for dynamical animation of vibrational mode (by creating a file, consisting of set of frames, each containing coordinates and displacement vector components for every atom in the supercell, which can be used as an input for *Xmol* molecular display and animation program¹⁵) or for creating its static equivalent in a form of a grey scale (where atoms are assigned different shades according to their vibrational activity).

III. DISCUSSION OF RESULTS

In this section we will discuss our results received for two different *a-Si:H* models with voids. The first model has five *Si* atoms removed and twelve hydrogens added (we refer to it as “small bubble” model), the second one has 23 *Si* atoms removed and 36 hydrogens added (“big bubble” model).

To be able to compare the results for our *a-Si:H* models and results, obtained for pure *a-Si* DTW model, which serves as our “reference” model, we have performed the set of all calculations, described in the previous section, for DTW as well as for both models containing voids.

In Fig. 1 our results for pure *a-Si* model are presented; note that the calculations show that there are no vibrational states present with energies up to approximately $55\text{--}60\text{ cm}^{-1}$. Now, if we compare these results with the results obtained for the “small bubble” model, shown on Fig. 2, and restrict our attention only to low energy states, we can see that for a model with void a new vibrational mode emerges at 32 cm^{-1} (which is practically right in the middle of the low energy gap in *a-Si* vibrational spectrum) and this mode has high IPR and can be considered spatially localized. The grey scale map for the aforementioned mode is presented in Fig. 3. It enables us to estimate where this vibration is localized in the supercell and how it decays in space. We can see that the mode has rather complicated structure, although it is mostly localized around the surface of the void and decays very rapidly when we move away from the void, there are certain directions where it decays more slowly and a whole cluster of vibrationally active atoms to the side of the void. For comparison in Fig. 4 we present one of the low energy (64.4 cm^{-1}) modes for “small bubble” model that has relatively low IPR and, according to the picture, is rather uniformly distributed in space.

Now comparing the results for the first two models, discussed in the previous paragraph, with the results received for the “big bubble” model (Fig. 5) we can see that now we have three new low energy states, but only one of them, at 21.8 cm^{-1} has high IPR (more than two times larger than for the similar mode in “small bubble” model) or is localized. Examining the grey scale map for this mode, presented in Fig. 6 we also notice that spatial localization of the mode is quite similar to “small bubble” model mode with the exception that the former decays much faster and its localization on a cluster of *Si* atoms to the side of the void is much sharper.

Our hydrogenated models also produce highly localized states at $600\text{--}630\text{ cm}^{-1}$ (hydrogen bend) and $2000\text{--}2200\text{ cm}^{-1}$ (hydrogen stretch). Other hydrogen related states, corresponding to mixing of the first two, fill out the region of $700\text{--}1000\text{ cm}^{-1}$.

IV. CONCLUSIONS

Studying the models for *a-Si:H* we have found localized low energy modes in vibrational spectrum of the system. The nature of these modes is quite complicated but evidently connected with the existence of voids — for both localized low energy modes considered a number of silicon atoms located close to the surface of the void exhibits high vibrational activity. We can call the low energy modes “floppy” because the introduction of void-type defects into a silicon network significantly reduces the coordination numbers for atoms situated around the defect (thus making this particular region of the network “floppy”), but, due to their local origin, these modes are not exactly the same as the celebrated Phillips-Thorpe “floppy” modes, associated with the *average* coordination in the system.

The principal shortcoming of this calculation is its finite size, which can be interpreted as an artificial void-void interaction, or a very high density of the voids. For the “small bubble” model, this is apparently not a serious problem, since the void-induced low energy state is well localized. The main point of this work is that voids lead to low frequency modes, and contribute (along with extended low frequency modes) to the vibrational spectrum. Such modes could contribute to thermal conductivity by resonant mixing with each other and acoustic modes¹³.

Also, in connection with the important discoveries of Ref.⁶, this work suggests that indeed the small density of voids in their material should lead to a reduction in low energy (but not tunneling mode energy) vibrational excitations. It is quite possible that the tunneling modes are not directly accessible through the usual harmonic approximation we have invoked here, and require other methods (such as direct dynamical simulation for long times) to be studied.

We see that the origin of tunneling state from defects (not disorder) has been observed in experiments¹⁶. Because we see an expected decrease in mode frequency with increasing void size and the “no-friction” material of Liu *et al.* has few voids, we *speculate* that tunneling modes are just very low frequency void surface excitations of voids larger than we discuss

here.

ACKNOWLEDGMENTS

We thank Dr. M. Cobb for providing us a program for vibrational mode animation. We also acknowledge helpful conversations with Dr. P. Allen, Dr. R. Biswas and Dr. P. A. Fedders. This work was supported by NSF under Grants number DMR 96-18789 and DURIP N00014-97-1-0315.

REFERENCES

- ¹ B. R. Djordjevic, M. F. Thorpe and F. Wooten, Phys. Rev. B **52**, 5685 (1995). The 216 atom model is unpublished, but generated as described in this paper which concentrates on larger models.
- ² R. A. Street, *Hydrogenated Amorphous Silicon* (Cambridge University Press, Cambridge, 1991).
- ³ P. D'Antonio and J. H. Konnert, Phys. Rev. Lett. **43**, 1161 (1979).
- ⁴ T. A. Postol, C. M. Falco, R. T. Kampwirth, I. K. Schuller and W. B. Yellon, Phys. Rev. Lett. **45**, 648 (1980).
- ⁵ A. J. Craven, A. M. Patterson, A. R. Long and J. I. B. Wilson, J. Non. Cryst. Solids **77–78**, 217 (1986).
- ⁶ X. Liu, B. E. White, Jr., R. O. Pohl, E. Iwanizcko, K. M. Jones, A. H. Mahan, B. N. Nelson, R. S. Crandall and S. Veprek, Phys. Rev. Lett. **78**, 4418 (1997)
- ⁷ For a related calculation, and some relevant references to tunneling modes, see P. A. Fedders and D. A. Drabold, Phys. Rev. B **53** 3841 (1996) and references therein.
- ⁸ F. Wooten, K. Winer and D. Weaire, Phys. Rev. Lett. **54**, 1392 (1985).
- ⁹ O. F. Sankey and D. J. Niklewski, Phys. Rev. B **40**, 3979 (1989); O. F. Sankey and D. A. Drabold, Bull. Am. Phys. Soc. **36**, 924 (1991)
- ¹⁰ P. Hohenberg and W. Kohn, Phys. Rev. **136**, B869 (1964); W. Kohn and L. J. Sham, *ibid.* **140**, A1133 (1965).
- ¹¹ J. Harris, Phys. Rev. B **31**, 1770 (1985).
- ¹² D. R. Haman, M. Schluter and C. Chiang, Phys. Rev. Lett. **42**, 1494 (1979).
- ¹³ J. Dong and D. A. Drabold, Phys. Rev. Lett. **80**, 1928 (1998).

¹⁴ R. Biswas, A. M. Bouchard, W. A. Kamitakahara, G. S. Grest and C. M. Soukoulis, Phys. Rev. Lett. **60**, 2280 (1988).

¹⁵ ©1993 Research Equipment, Inc., Minnesota Supercomputer Center, Inc.

¹⁶ X. Liu, P. D. Vu and R. O. Pohl, F. Schiettekatte and S. Roorda, Phys. Rev. Lett. **81**, 3171 (1998)

FIGURES

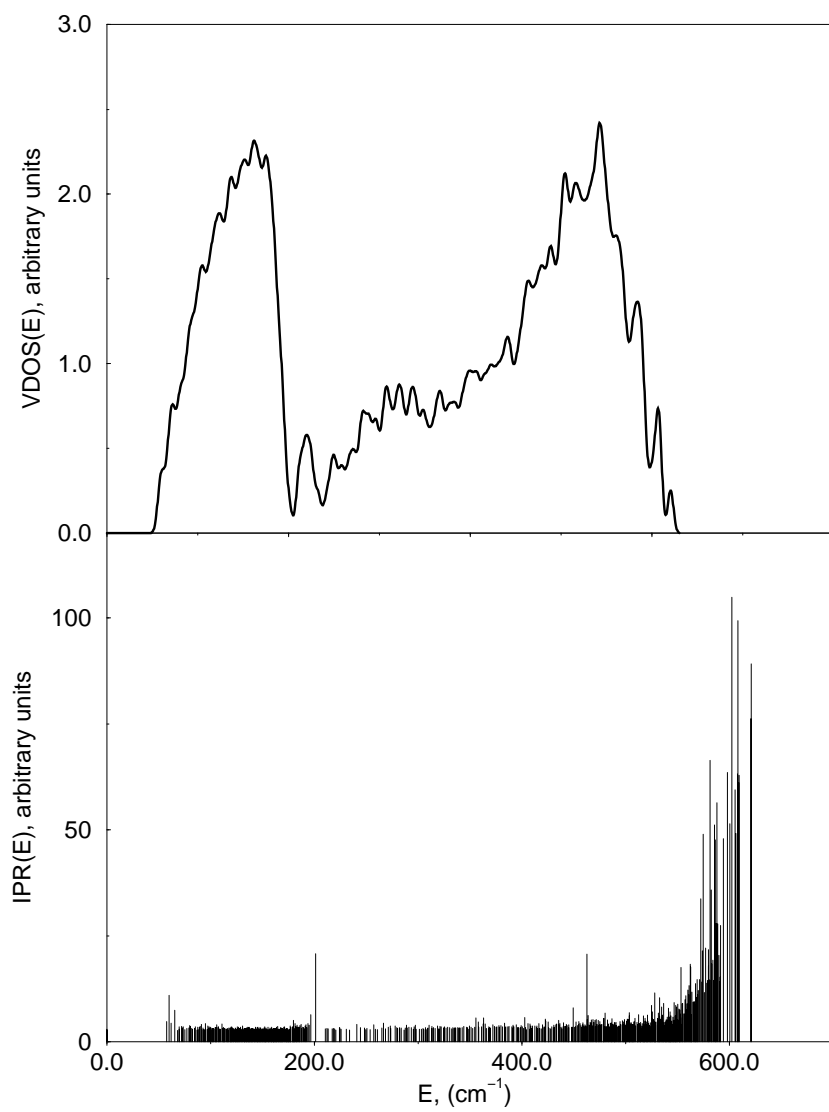


FIG. 1. Vibrational density of states (upper panel) and inverse participation ratio (lower panel) for 216 atom DTW model for pure $a\text{-Si}$.

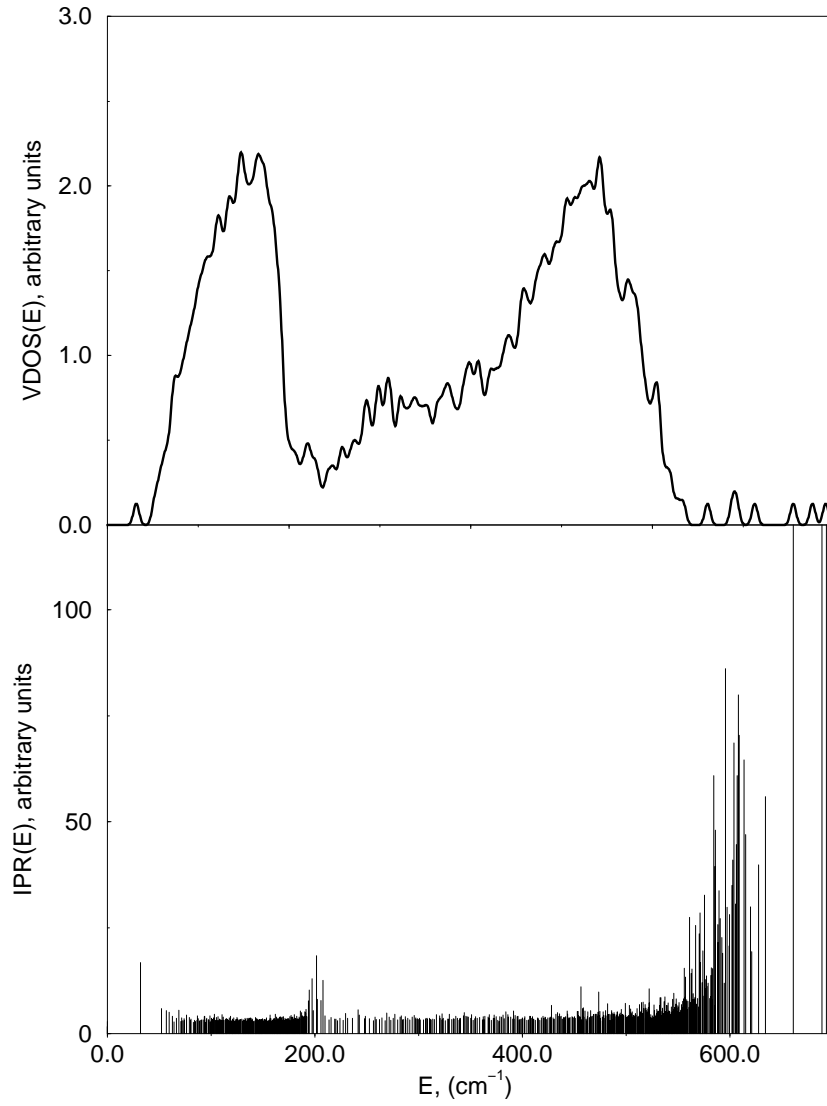


FIG. 2. Vibrational density of states and inverse participation ratio for “small bubble” model (211 Si atoms, 12 H atoms) for $a\text{-}Si:H$ with void (high energy modes are not shown).

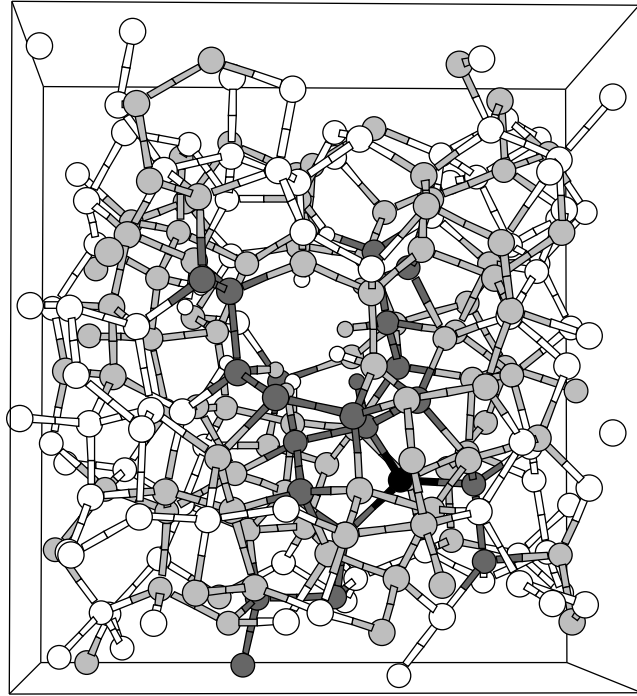


FIG. 3. Localized low energy vibrational mode for “small bubble” model. Vibrational energy is 32.0 cm^{-1} . Here every atom pictured in black accounts for more than 10% of total supercell excitation. Atoms, represented by dark grey, light grey and white, account for more than 1 and up to 10%, more than 0.1 and up to 1% and less than or equal to 0.1 % of total supercell excitation accordingly.

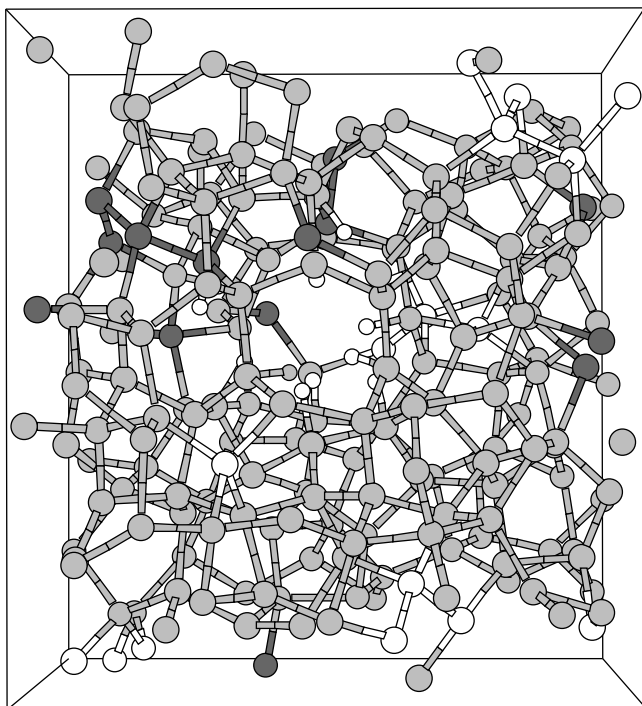


FIG. 4. Low energy vibrational mode for “small bubble” model which is delocalized. Vibrational energy is 64.4 cm^{-1} . Grey scale conventions the same as for FIG. 3.

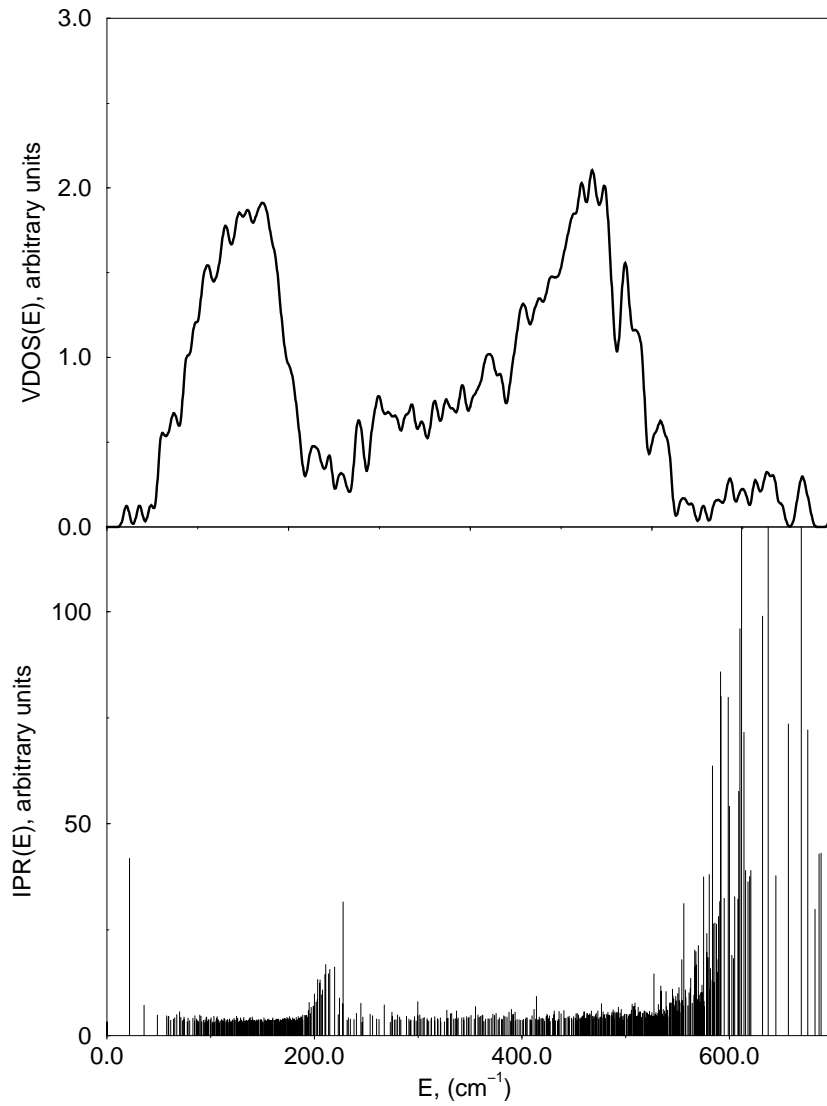


FIG. 5. Vibrational density of states and inverse participation ratio for “big bubble” model (193 Si atoms, 36 H atoms) for $a\text{-}Si:H$ with void (high energy modes are not shown).

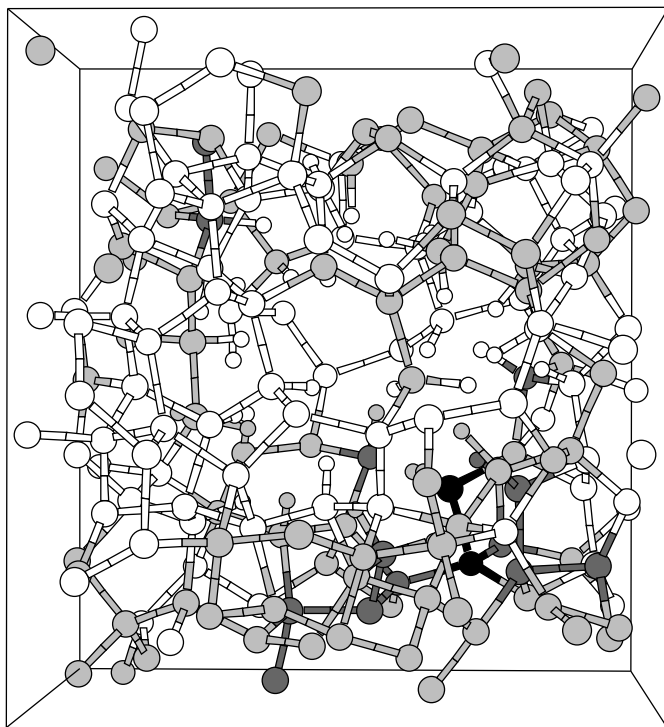


FIG. 6. Localized low energy vibrational mode for “big bubble” model. Vibrational energy is 21.8 cm^{-1} . Grey-scale conventions the same as for FIG. 3.