

# Modeling and Simulation of Multi-Lane Traffic Flow

Dirk Helbing and Andreas Greiner

*II. Institute of Theoretical Physics, University of Stuttgart, 70550 Stuttgart, Germany*

## Abstract

A most important aspect in the field of traffic modeling is the simulation of bottleneck situations. For their realistic description a macroscopic multi-lane model for uni-directional freeways including acceleration, deceleration, velocity fluctuations, overtaking and lane-changing maneuvers is systematically deduced from a gas-kinetic (Boltzmann-like) approach. The resulting equations contain corrections with respect to previous models. For efficient computer simulations, a reduced model delineating the coarse-grained temporal behavior is derived and applied to bottleneck situations.

arXiv:cond-mat/9806126v1 [cond-mat.stat-mech] 9 Jun 1998

## I. INTRODUCTION

Apart from microscopic traffic models, in the last decades a number of interrelated macroscopic traffic models have been proposed [1–10]. The motivations for developing these were

- to describe and understand the instabilities of traffic flow [5–8,10–12],
- to optimize traffic flow by means of on-line speed-control systems [13–15],
- to make short-term forecasts of traffic volumes for re-routing measures [16–18],
- to calculate the average travel times, fuel consumption, and vehicle emissions in dependence of traffic volume [4,19],
- to predict the effects of additional roads or lanes [19–22].

Most of these models are restricted to uni-directional freeway traffic and treat the different lanes of a road in an overall manner, i.e. like one lane with higher capacity and possibilities for overtaking. However, this kind of simplification is clearly not applicable if there is a disequilibrium between neighboring lanes. Therefore, some researchers carried out empirical investigations of the observed density oscillations between neighboring lanes or proposed models for their mutual influences [23–28].

However, these are phenomenological models which treat inter-lane interactions in a rather heuristic way. Moreover, most of them base on the simple traffic flow model of Lighthill and Whitham which assumes average velocity on each lane to be in equilibrium with density. This assumption is not very well justified, especially for unstable traffic which is characterized by evolving stop-and-go waves [5–8,10–12]. It is also questionable for lane mergings or on-ramp traffic where frequently a disequilibrium occurs [5,8]. However, instabilities or disequilibria may decrease the freeway capacity considerably.

Another approach including a phenomenological velocity equation has been proposed by Michalopoulos et al. [28]. It bases on Payne’s model [3,4] which has been severely criticized for several reasons [5,10,29–34]. Therefore, we will derive a consistent macroscopic multi-lane model from a *gas-kinetic* level of description. This is related to Pavari-Fontana’s approach

(cf. Sec. II), but explicitly takes into account overtaking and lane-changing maneuvers. The corresponding Boltzmann-like model allows to deduce macroscopic traffic equations not only for the vehicle densities on the different lanes, but also for the associated average velocities (cf. Sec. III). Due to different legal regulations, the traffic dynamics on American freeways is different from that on European ones (which will be called “*autobahns*” in accordance with Kühne et al. [13,6]).

For efficient computer simulations of large parts of a freeway system it is desirable to have a somewhat simpler model. Therefore, in Section IV we will eliminate the velocity equations and derive a reduced multi-lane model for the traffic dynamics on a slow time scale. By means of computational results it is demonstrated that even the difficult bottleneck situations can be successfully simulated with this model.

A summary and outlook is presented in Sec. V. However, before the *macroscopic* multi-lane model sketched in Ref. [35] is founded, derived, simplified, and simulated, the alternative *microscopic* approaches shall be mentioned. One class of microsimulation models bases on cellular automata, like the ones by Rickert et al. [36] and Nagatani [37]. These update the vehicle dynamics within two successive steps: either the vehicle motion in one step and lane-changing in the next step [36], or the left lane in the first step and the right lane in the second one [37]. Bottlenecks were represented by crashed cars with zero velocity [37]. Noteworthy are also the event-oriented model by Wiedemann and Benz [38] and the social force model by Helbing and Schwarz [19].

## II. BOLTZMANN-LIKE MULTI-LANE THEORY

The first Boltzmann-like (gas-kinetic) model was proposed by Prigogine and co-workers [39–41]. However, Pavari-Fontana [42] has pointed out that this model has some peculiar properties. For this reason, Pavari-Fontana proposed an improved model that overcomes most of the short-comings of Prigogine’s approach. Nevertheless, his model still treats the lanes of a multi-lane road in an overall manner. Therefore, an extended Pavari-Fontana-like model will now be constructed.

Let us assume that the motion of an individual vehicle  $\alpha$  can be described by several

variables like its *lane*  $i_\alpha(t)$ , its *place*  $r_\alpha(t)$ , its *actual velocity*  $v_\alpha(t)$ , and its *desired velocity*  $v_{0\alpha}(t)$  in dependence of time  $t$ . The *phase-space density*  $\hat{\rho}_i(r, v, v_0, t)$  is then determined by the mean number  $\Delta n_i(r, v, v_0, t)$  of vehicles on *lane*  $i$  that are at a place between  $r - \Delta r/2$  and  $r + \Delta r/2$ , driving with a velocity between  $v - \Delta v/2$  and  $v + \Delta v/2$ , and having a desired velocity between  $v_0 - \Delta v_0/2$  and  $v_0 + \Delta v_0/2$  at time  $t$ :

$$\begin{aligned} \hat{\rho}_i(r, v, v_0, t) &= \frac{\Delta n_i(r, v, v_0, t)}{\Delta r \Delta v \Delta v_0} \\ &= \frac{1}{\Delta r \Delta v \Delta v_0} \sum_{\alpha} \delta_{ii\alpha}(t) \int_{r-\Delta r/2}^{r+\Delta r/2} dr' \delta(r' - r_\alpha(t)) \int_{v-\Delta v/2}^{v+\Delta v/2} dv' \delta(v' - v_\alpha(t)) \int_{v_0-\Delta v_0/2}^{v_0+\Delta v_0/2} dv'_0 \delta(v'_0 - v_{0\alpha}(t)). \end{aligned} \quad (1)$$

Here,  $\Delta r$ ,  $\Delta v$ , and  $\Delta v_0$  are small intervals.  $\delta_{ij}$  denotes the Kronecker symbol and  $\delta(x - y)$  Dirac's delta function. The notation “ $\neq$ ” indicates that a time-dependence only occurs in exceptional cases. Lane numbers  $i$  are counted in increasing order from the right-most to the left-most lane, but in Great Britain and Australia the other way round. (For Great Britain and Australia “left” and “right” must always be interchanged.)

Now we utilize the fact that, due to the conservation of the number of vehicles, the phase-space density  $\hat{\rho}_i(r, v, v_0, t)$  on lane  $i$  obeys the *continuity equation* [19,42,43]

$$\begin{aligned} \frac{\partial \hat{\rho}_i}{\partial t} + \frac{\partial}{\partial r}(\hat{\rho}_i v) + \frac{\partial}{\partial v}(\hat{\rho}_i f_i^0) &= \left( \frac{\partial \hat{\rho}_i}{\partial t} \right)_{\text{ad}} + \left( \frac{\partial \hat{\rho}_i}{\partial t} \right)_{\text{int}} + \left( \frac{\partial \hat{\rho}_i}{\partial t} \right)_{\text{lc}} \\ &+ \hat{\nu}_i^+(r, v, v_0, t) - \hat{\nu}_i^-(r, v, v_0, t). \end{aligned} \quad (2)$$

The second and third term describe temporal changes of the phase-space density  $\hat{\rho}_i(r, v, v_0, t)$  due to changes  $dr/dt = v$  of place  $r$  and due to acceleration  $f_i^0$ , respectively. We will assume that the vehicles accelerate to their desired velocity  $v_0$  with a certain, density-dependent *relaxation time*  $\tau_i$ , so that we have the *acceleration law*

$$f_i^0(r, v, v_0, t) = \frac{v_0 - v}{\tau_i}. \quad (3)$$

The terms on the right-hand side of equation (2) reflect changes of phase-space density  $\hat{\rho}_i(r, v, v_0, t)$  due to *discontinuous* changes of desired velocity  $v_0$ , actual velocity  $v$ , or lane  $i$ .  $\nu_i^+(r, v, v_0, t)$  and  $\nu_i^-(r, v, v_0, t)$  are the *rates of vehicles entering and leaving the road* at place  $r$ . They are only different from zero for merging lanes at entrances and exits respectively.

The term

$$\left(\frac{\partial \hat{\rho}_i}{\partial t}\right)_{\text{ad}} = \frac{\tilde{\rho}_i(r, v, t)}{T_r} [\hat{P}_{0i}(v_0; r, t) - P_{0i}(v_0; r, t)], \quad (4)$$

where

$$\tilde{\rho}_i(r, v, t) = \int dv_0 \hat{\rho}_i(r, v, v_0, t) \quad (5)$$

is a *reduced phase-space density* and  $T_r \approx 1$  s is about the *reaction time*, describes an adaptation of the *actual distribution of desired velocities*  $P_{0i}(v_0; r, t)$  to the *reasonable distribution of desired velocities*  $\hat{P}_{0i}(v_0; r, t)$  without any related change of actual velocity  $v$ .

For the reasonable distribution of desired velocities we will assume the functional dependence

$$\hat{P}_{0i}(v_0; r, t) = \frac{1}{\sqrt{2\pi\hat{\theta}_{0i}}} e^{-[v_0 - \hat{V}_{0i}]^2 / [2\hat{\theta}_{0i}]} \quad (6)$$

which corresponds to a normal distribution and is empirically well justified [44,24,19]. The mean value  $\hat{V}_{0i} = \hat{V}_{0i}(r, t)$  and variance  $\hat{\theta}_{0i} = \hat{\theta}_{0i}(r, t)$  of  $\hat{P}_{0i}(v_0; r, t)$  depend on road conditions and speed limits. Since European autobahns usually do not have speed limits (at least in Germany),  $\hat{\theta}_{0i}$  is larger for these than for American freeways. In addition, on European autobahns  $\hat{V}_{0i}$  increases with increasing lane number  $i$  since overtaking is only allowed on the left-hand lane.

Before we specify the Boltzmann-like interaction term  $(\partial \hat{\rho}_i / \partial t)_{\text{int}}$  and the lane-changing term  $(\partial \hat{\rho}_i / \partial t)_{\text{lc}}$  we will discuss some preliminaries. For reasons of simplicity we will only treat vehicle interactions within the *same* lane as *direct pair interactions*, i.e. in a Boltzmann-like manner [45]. Lane-changing maneuvers of impeded vehicles that want to escape a queue (i.e. leave and overtake it) may depend on interactions of up to six vehicles (the envisaged vehicle, the vehicle directly in front of it, and up to two vehicles on both neighboring lanes which may prevent overtaking if they are too close). Therefore, we will treat lane-changing maneuvers in an overall manner by specifying overtaking probabilities and waiting times of lane-changing maneuvers (which corresponds to a *mean-field approach*, cf. Ref. [45]). These probabilities and waiting times dependent on the vehicle densities and maybe also on other quantities.

For not too large vehicle densities the Boltzmann-like interaction term can be written in the form [19]

$$\left(\frac{\partial \hat{\rho}_i}{\partial t}\right)_{\text{int}} = \sum_{i'} \int dv' \int_{w < v'} dw \int dw_0 W_2(v, i | v', i'; w, i') \hat{\rho}_{i'}(r, v', v_0, t) \hat{\rho}_i(r, w, w_0, t) \quad (7a)$$

$$- \sum_{i'} \int dv' \int_{w < v} dw \int dw_0 W_2(v', i' | v, i; w, i) \hat{\rho}_i(r, v, v_0, t) \hat{\rho}_{i'}(r, w, w_0, t). \quad (7b)$$

Term (7a) describes an increase of phase-space density  $\hat{\rho}_i(r, v, v_0, t)$  by interactions of a vehicle with actual velocity  $v'$  and desired velocity  $v_0$  on line  $i'$  with a slower vehicle with actual velocity  $w < v'$  and desired velocity  $w_0$  causing the former vehicle to change its velocity to  $v \neq v'$  or its lane to  $i \neq i'$ . The frequency of such interactions is proportional to the phase-space density  $\hat{\rho}_{i'}(r, w, w_0, t)$  of hindering vehicles and the phase-space density  $\hat{\rho}_i(r, v', v_0, t)$  of vehicles which can be affected by slower vehicles. Analogously, term (7b) describes a decrease of phase-space density  $\hat{\rho}_i(r, v, v_0, t)$  by interactions of a vehicle with actual velocity  $v$  and desired velocity  $v_0$  on line  $i$  with a slower vehicle with actual velocity  $w < v$  and desired velocity  $w_0$  causing the former vehicle to change its velocity to  $v' \neq v$  or its lane to  $i' \neq i$ . Since the interaction is assumed not to influence the desired velocities  $v_0, w_0$ , the interaction rate  $W_2$  is independent of these. However, the interaction rate  $W_2(v', i' | v, i; w, i)$  is proportional to the relative velocity  $|v - w|$  of approaching vehicles. Therefore, we have the following relation:

$$W_2(v', i' | v, i; w, i) = p_i^+ |v - w| \delta_{i'(i+1)} \delta(v' - v) \quad (8a)$$

$$+ p_i^- |v - w| \delta_{i'(i-1)} \delta(v' - v) \quad (8b)$$

$$+ (1 - p_i) |v - w| \delta_{i'i} \delta(v' - w). \quad (8c)$$

Term (8a) describes an *undelayed overtaking* on lane  $i' = i + 1$  without any change of velocity ( $v' = v$ ) by vehicles which would be hindered by slower vehicles on lane  $i$ .  $p_i^+$  denotes the corresponding probability of immediate overtaking. Analogously, term (8b) reflects undelayed overtaking maneuvers on lane  $i' = i - 1$  with probability  $p_i^-$ . Term (8c) with

$$p_i = p_i^+ + p_i^- \quad (9)$$

delineates situations where a vehicle cannot be immediately overtaken by a faster vehicle so

that the latter must stay on the same lane ( $i' = i$ ) and decelerate to the velocity  $v' = w$  of the hindering vehicle.

We come now to the specification of the lane-changing term  $(\partial\hat{\rho}_i/\partial t)_{\text{lc}}$ . This has the form of a master equation:

$$\left(\frac{\partial\hat{\rho}_i}{\partial t}\right)_{\text{lc}} = \sum_{i'(\neq i)} W_1(i|i')\hat{\rho}_{i'}(r, v, v_0, t) \quad (10a)$$

$$- \sum_{i'(\neq i)} W_1(i'|i)\hat{\rho}_i(r, v, v_0, t). \quad (10b)$$

Term (10a) describes an increase of phase-space density  $\hat{\rho}_i(r, v, v_0, t)$  due to changes from lane  $i' \neq i$  to lane  $i$  by vehicles with actual velocity  $v$  and desired velocity  $v_0$ . The frequency of lane-changing maneuvers is proportional to the phase-space density  $\hat{\rho}_{i'}(r, v, v_0, t)$  of vehicles which may be interested in lane-changing. Analogously, term (10b) reflects changes from lane  $i$  to another lane  $i'$  causing a decrease of  $\hat{\rho}_i(r, v, v_0, t)$ . For the corresponding rate  $W_1(i'|i)$  of lane-changing maneuvers we have the relation

$$W_1(i'|i) = \frac{1}{T_i^+}\delta_{i'(i+1)} + \frac{1}{T_i^-}\delta_{i'(i-1)}, \quad (11)$$

since vehicles can only change to the neighboring lanes  $i' = i \pm 1$ .  $T_i^+$  [ $T_i^-$ ] denotes the *waiting times* for *delayed* overtaking or spontaneous lane-changing maneuvers on the left-hand [right-hand] lane.

Due to different legal regulations, the explicit form of the overtaking probabilities  $p_i^\pm$  and the waiting times  $T_i^\pm$  in dependence of the vehicle densities is different in American countries compared to European ones. A more detailed discussion of this aspect is presented in Ref. [19].

### III. DERIVATION OF MACROSCOPIC TRAFFIC EQUATIONS

The gas-kinetic traffic equations are not very suitable for computer simulations since they contain too many variables. Moreover, the phase-space densities are very small quantities and, therefore, subject to considerable fluctuations so that a comparison with empirical data is difficult. However, the special value of gas-kinetic traffic equations is that they allow a

systematic derivation of dynamic equations for the macroscopic (collective) quantities one is mainly interested in.

### A. Definition of Variables

The most relevant macroscopic quantities are the *vehicle densities*

$$\rho_i(r, t) = \int dv \int dv_0 \hat{\rho}_i(r, v, v_0, t) \quad (12)$$

and the *average velocities*

$$V_i(r, t) \equiv \langle v \rangle_i = \int dv v P_i(v; r, t) \quad (13)$$

on lanes  $i$ . Here, we have applied the notation

$$F_i(r, t) \equiv \langle f(v, v_0) \rangle_i = \int dv \int dv_0 f(v, v_0) \frac{\hat{\rho}_i(r, v, v_0, t)}{\rho_i(r, t)} \quad (14)$$

and introduced the *distribution of actual velocities*

$$P_i(v; r, t) = \int dv_0 \frac{\hat{\rho}_i(r, v, v_0, t)}{\rho_i(r, t)} = \frac{\tilde{\rho}_i(r, v, t)}{\rho_i(r, t)} \quad (15)$$

on lane  $i$ . Analogous quantities can be defined for vehicles entering and leaving the road at entrances and exits, respectively.

$$\nu_i^\pm(r, t) = \int dv \int dv_0 \nu_i^\pm(r, v, v_0, t) \quad (16)$$

are the *rates of entering and leaving vehicles*, and

$$V_i^\pm(r, t) \equiv \langle v \rangle_i^\pm = \int dv v P_i^\pm(v; r, t) \quad (17)$$

their *average velocities*, where

$$P_i^\pm(v; r, t) = \int dv_0 \frac{\hat{\nu}_i^\pm(r, v, v_0, t)}{\nu_i^\pm(r, t)} \quad (18)$$

are the *velocity distributions* of entering and leaving vehicles, respectively. In addition, we will need the *velocity variance*

$$\theta_i(r, t) \equiv \langle [v - V_i(r, t)]^2 \rangle_i = \int dv [v - V_i(r, t)]^2 P_i(v; r, t) = \langle v^2 \rangle_i - (\langle v \rangle_i)^2 \quad (19)$$



and the *average desired velocity*

$$V_{0i}(r, t) = \int dv \int dv_0 v_0 \frac{\hat{\rho}_i(r, v, v_0, t)}{\rho_i(r, t)} \quad (20)$$

on each lane  $i$  as well as the *average interaction rate*

$$\frac{1}{T_i^0} = \frac{1}{\rho_i(r, t)} \int dv \tilde{\rho}_i(r, v, t) \int_{w < v} dw (v - w) \tilde{\rho}_i(r, w, t) \quad (21)$$

of a vehicle on lane  $i$  with other vehicles on the same lane.

## B. Derivation of Moment Equations

We are now ready for deriving the desired macroscopic traffic equations from the gas-kinetic equation (2) with (3), (4), (7), (8), (10), and (11). Integration with respect to  $v_0$  gives us the *reduced gas-kinetic traffic equation*

$$\frac{\partial \tilde{\rho}_i}{\partial t} + \frac{\partial}{\partial r}(\tilde{\rho}_i v) + \frac{\partial}{\partial v} \left( \tilde{\rho}_i \frac{\tilde{V}_{0i}(v) - v}{\tau_i} \right) \quad (22a)$$

$$= -(1 - p_i) \tilde{\rho}_i(r, v, t) \int dw (v - w) \tilde{\rho}_i(r, w, t) \quad (22b)$$

$$+ p_{i-1}^+ \tilde{\rho}_{i-1}(r, v, t) \int_{w < v} dw (v - w) \tilde{\rho}_{i-1}(r, w, t) \quad (22c)$$

$$+ p_{i+1}^- \tilde{\rho}_{i+1}(r, v, t) \int_{w < v} dw (v - w) \tilde{\rho}_{i+1}(r, w, t) \quad (22d)$$

$$- (p_i^+ + p_i^-) \tilde{\rho}_i(r, v, t) \int_{w < v} dw (v - w) \tilde{\rho}_i(r, w, t) \quad (22e)$$

$$+ \frac{1}{T_{i-1}^+} \tilde{\rho}_{i-1}(r, v, t) - \frac{1}{T_i^+} \tilde{\rho}_i(r, v, t) \quad (22f)$$

$$+ \frac{1}{T_{i+1}^-} \tilde{\rho}_{i+1}(r, v, t) - \frac{1}{T_i^-} \tilde{\rho}_i(r, v, t) \quad (22g)$$

$$+ \tilde{\nu}_i^+(r, v, t) - \tilde{\nu}_i^-(r, v, t) \quad (22h)$$

with

$$\tilde{V}_{0i}(v) \equiv \tilde{V}_{0i}(v; r, t) = \int dv_0 v_0 \frac{\hat{\rho}_i(r, v, v_0, t)}{\tilde{\rho}_i(r, v, t)} \quad (23)$$

and

$$\tilde{\nu}_i^\pm(r, v, t) = \int dv_0 \hat{\nu}_i^\pm(r, v, v_0, t). \quad (24)$$

In formula (22), the deceleration term (22b) stems from (8c), the terms (22c) to (22e) reflecting immediate overtaking come from (8a) and (8b), and the lane-changing terms (22f), (22g) originate from (11). The adaptation term  $(\partial\hat{\rho}_i/\partial t)_{\text{ad}}$  yields no contribution.

We will now derive equations for the moments  $\langle v^k \rangle$  by multiplying (22) with  $v^k$  and integrating with respect to  $v$ . Due to

$$\begin{aligned} \int dv v^k \frac{\partial}{\partial v} \left( \tilde{\rho}_i \frac{\tilde{V}_{0i}(v) - v}{\tau_i} \right) &= - \int dv k v^{k-1} \left( \tilde{\rho}_i \frac{\tilde{V}_{0i}(v) - v}{\tau_i} \right) \\ &= - \frac{k \rho_i}{\tau_i} (\langle v^{k-1} v_0 \rangle_i - \langle v^k \rangle_i) \end{aligned} \quad (25)$$

and

$$(1 - p_i) \int dv \tilde{\rho}_i(r, v, t) \int dw (wv^k - v^{k+1}) \tilde{\rho}_i(r, w, t) = (1 - p_i) (\rho_i)^2 (\langle v \rangle_i \langle v^k \rangle_i - \langle v^{k+1} \rangle_i) \quad (26)$$

we obtain the macroscopic moment equations

$$\begin{aligned} \frac{\partial}{\partial t} (\rho_i \langle v^k \rangle_i) + \frac{\partial}{\partial r} (\rho_i \langle v^{k+1} \rangle_i) &= \frac{k \rho_i}{\tau_i} (\langle v^{k-1} v_0 \rangle_i - \langle v^k \rangle_i) \\ &+ (1 - p_i) (\rho_i)^2 (\langle v \rangle_i \langle v^k \rangle_i - \langle v^{k+1} \rangle_i) \\ &+ \frac{p_{i-1}^+}{T_{i-1}^0} \rho_{i-1} \langle v^k \rangle_{i-1} - \frac{p_i^+}{T_i^0} \rho_i \langle v^k \rangle_i \\ &+ \frac{p_{i+1}^-}{T_{i+1}^0} \rho_{i+1} \langle v^k \rangle_{i+1} - \frac{p_i^-}{T_i^0} \rho_i \langle v^k \rangle_i \\ &+ \frac{1}{T_{i-1}^+} \rho_{i-1} \langle v^k \rangle_{i-1} - \frac{1}{T_i^+} \rho_i \langle v^k \rangle_i \\ &+ \frac{1}{T_{i+1}^-} \rho_{i+1} \langle v^k \rangle_{i+1} - \frac{1}{T_i^-} \rho_i \langle v^k \rangle_i \\ &+ \nu_i^+(r, t) \langle v^k \rangle_i^+ - \nu_i^-(r, t) \langle v^k \rangle_i^-. \end{aligned} \quad (27)$$

Here, we have introduced the notation

$$\langle v^k \rangle_i^\pm = \int dv \int dv_0 v^k \frac{\hat{\nu}_i^\pm(r, v, v_0, t)}{\nu_i^\pm(r, t)} = \int dv v^k \frac{\tilde{\nu}_i^\pm(r, v, t)}{\nu_i^\pm(r, t)} \quad (28)$$

and applied the approximation

$$\begin{aligned} \int dv \tilde{\rho}_j(r, v, t) \int_{w < v} dw v^k (v - w) \tilde{\rho}_j(r, w, t) \\ \approx \langle v^k \rangle_j \int dv \tilde{\rho}_j(r, v, t) \int_{w < v} dw (v - w) \tilde{\rho}_j(r, w, t) = \langle v^k \rangle_j \frac{\rho_j(r, t)}{T_j^0} \end{aligned} \quad (29)$$

which is empirically justified due to the smallness of the velocity distributions  $P_j(v; r, t)$  (i.e. due to  $\sqrt{\theta_j} \ll V_j$  [10,19]).

### C. Fluid-Dynamic Multi-Lane Traffic Equations

In order to derive dynamic equations for the densities  $\rho_i$  and average velocities  $V_i$ , we need the relations

$$\langle v^2 \rangle_i = \langle [V_i + (v - V_i)]^2 \rangle_i = (V_i)^2 + 2V_i \langle v - V_i \rangle_i + \langle (v - V_i)^2 \rangle_i = (V_i)^2 + \theta_i \quad (30)$$

and

$$\rho_i \frac{\partial V_i}{\partial t} = \frac{\partial}{\partial t} (\rho_i \langle v \rangle_i) - V_i \frac{\partial \rho_i}{\partial t}. \quad (31)$$

Applying these and using the abbreviations

$$\frac{1}{\tau_i^\pm} = \frac{p_i^\pm}{T_i^0} + \frac{1}{T_i^\pm}, \quad (32)$$

equation (27) gives us the *density equations*

$$\frac{\partial \rho_i}{\partial t} + V_i \frac{\partial \rho_i}{\partial r} = -\rho_i \frac{\partial V_i}{\partial r} + \nu_i^+(r, t) - \nu_i^-(r, t) \quad (33a)$$

$$+ \frac{\rho_{i-1}}{\tau_{i-1}^+} - \frac{\rho_i}{\tau_i^+} + \frac{\rho_{i+1}}{\tau_{i+1}^-} - \frac{\rho_i}{\tau_i^-}. \quad (33b)$$

This result is similar to previous multi-lane models. However, by some lengthy but straightforward calculations we additionally obtain the *velocity equations*

$$\rho_i \frac{\partial V_i}{\partial t} + \rho_i V_i \frac{\partial V_i}{\partial r} = -\frac{\partial \mathcal{P}_i}{\partial r} + \frac{\rho_i}{\tau_i} (V_i^e - V_i) \quad (34a)$$

$$+ \frac{\rho_{i-1}}{\tau_{i-1}^+} (V_{i-1} - V_i) + \frac{\rho_{i+1}}{\tau_{i+1}^-} (V_{i+1} - V_i) \quad (34b)$$

$$+ \nu_i^+ (V_i^+ - V_i) - \nu_i^- (V_i^- - V_i) \quad (34c)$$

with the so-called *traffic pressures* [41,46,47]

$$\mathcal{P}_i = \rho_i \theta_i \quad (35)$$

and the *equilibrium velocities*

$$V_i^e = V_{0i} - \tau_i (1 - p_i) \rho_i \theta_i. \quad (36)$$

Equation (34) corrects the phenomenological approach by Michalopoulos et al. [28]. The terms containing the rates  $\nu_i^+$  and  $\nu_i^-$  reflect entering and leaving vehicles, respectively.

Whereas the terms (33a) and (34a) correspond to the effects of vehicle motion, of acceleration towards the drivers' desired velocities, and of deceleration due to interactions, the terms (33b) and (34b) arise from overtaking and lane-changing maneuvers. (34b) comes from differences between the average velocities on neighboring lanes and tends to reduce them. The term (34c) has a similar form and interpretation like (34b). It is only negligible if entering vehicles are able to adapt to the velocities on the merging lane and exiting vehicles initially have an average velocity similar to that on the lane which they are leaving so that  $V_i^\pm \approx V_i$ .

In order to close equations (33) and (34), we must specify the interaction rates  $1/T_i^0$  and the variances  $\theta_i$ . Utilizing that the empirical velocity distributions  $P_i(v; r, t)$  are approximately *normally distributed* [10,24,44,46], we have

$$P_i(v; r, t) \approx \frac{1}{\sqrt{2\pi\theta_i(r,t)}} e^{-[v-V_i(r,t)]^2/[2\theta_i(r,t)]} \quad (37)$$

which implies

$$\frac{1}{T_i^0} \approx \rho_i \sqrt{\frac{\theta_i}{\pi}}. \quad (38)$$

With a detailed theoretical and empirical analysis it can be shown [9,19] that the variances  $\theta_i(r, t)$  can be well approximated by equilibrium relations  $\theta_i^e(\rho_i)$  which are given by the implicit equation

$$\theta_i^e(\rho_i) \equiv \hat{\theta}_{i0} - 2\tau_i(\rho_i)[1 - p_i^e(\rho_i)] \frac{\rho_i [\theta_i^e(\rho_i)]^{3/2}}{\sqrt{\pi}}. \quad (39)$$

Here,  $p_i^e$  denotes the overtaking probability for vehicles on lane  $i$ , when the densities  $\rho_j$  on the different lanes  $j$  are in equilibrium. For the average desired velocities  $V_{0i}$  we have

$$V_{0i} \equiv V_{0i}(r, t) \approx \hat{V}_{0i}(r, \mathcal{f}) \quad (40)$$

since

$$\hat{P}_{0i}(v_0; r, \mathcal{f}) - P_{0i}(v_0; r, t) \approx 0 \quad (41)$$

due to the smallness of  $T_r$ .

#### IV. DERIVATION AND SIMULATION OF A REDUCED MULTI-LANE MODEL

The velocity equations are mainly needed to model the observed traffic instabilities which lead to the spontaneous formation of stop-and-go waves at medium densities [5–8,10–12]. However, if one is not interested in the density oscillations but only in the *average* temporal evolution of traffic flow, the velocity equations can be eliminated. In order to do this, we will apply a method that has been suggested by Sela and Goldhirsch [48]: First, we introduce the *time averages*

$$\overline{F}_i(r, t) = \frac{1}{\Delta T} \int_{t-\Delta T/2}^{t+\Delta T/2} dt F_i(r, t) \quad (42)$$

over the least common multiple  $\Delta T$  of the occurring oscillation periods  $\Delta T_i$ . Then, the quantities  $\overline{\rho}(r, t)$  and  $\overline{V}(r, t)$  will describe the *coarse-grained* traffic dynamics, in other words: the traffic dynamics on a slow time scale. Additionally, the time averages of the total time derivatives  $d\rho_i/dt$  and  $dV_i/dt$  will approximately vanish:

$$\overline{\frac{d\rho_i}{dt}} \equiv \overline{\frac{\partial \rho_i}{\partial t}} + \overline{V_i \frac{\partial \rho_i}{\partial r}} \approx 0, \quad \overline{\frac{dV_i}{dt}} \equiv \overline{\frac{\partial V_i}{\partial t}} + \overline{V_i \frac{\partial V_i}{\partial r}} \approx 0. \quad (43)$$

This corresponds to the assumption that, in coordinate systems moving with velocities  $V_i(r, t)$ , the densities  $\rho_i(r, t)$  and velocities  $V_i(r, t)$  oscillate around their (slowly changing) equilibrium values.

Now, we approximate time averages  $\overline{F_i(\rho_i, V_i)}$  of density- and velocity-dependent functions  $F_i(\rho_i, V_i)$  by a series in spatial derivatives of  $\overline{\rho_i}$  and  $\overline{V_i}$ . For our purposes it is sufficient to truncate the expansion after the first order [19]:

$$\overline{F_i(\rho_i, V_i)} \approx F_{00}(\overline{\rho_i}, \overline{V_i}) + F_{10}(\overline{\rho_i}, \overline{V_i}) \frac{\partial \overline{\rho_i}}{\partial r} + F_{01}(\overline{\rho_i}, \overline{V_i}) \frac{\partial \overline{V_i}}{\partial r}. \quad (44)$$

With this and (43) we obtain from the time average of velocity equations (34):

$$\overline{V_i} = \frac{\overline{\rho_i} V_i^e(\overline{\rho_i}) + \frac{\overline{\rho_{i-1}}}{\tau_{i-1}^+} \overline{V_{i-1}} + \frac{\overline{\rho_{i+1}}}{\tau_{i+1}^-} \overline{V_{i+1}} - \frac{\partial \mathcal{P}_i(\overline{\rho_i})}{\partial \overline{\rho_i}} \frac{\partial \overline{\rho_i}}{\partial r}}{\frac{\overline{\rho_i}}{\tau_i} + \frac{\overline{\rho_{i-1}}}{\tau_{i-1}^+} + \frac{\overline{\rho_{i+1}}}{\tau_{i+1}^-}}. \quad (45)$$

Here, we have restricted our considerations to the case of a freeway without entrances and exits. Resolving (45) with respect to  $\overline{V_i}$  leads to a relation of the form

$$\bar{V}_i = \mathcal{V}_i(\{\bar{\rho}_j\}) - \sum_k \frac{\mathcal{D}_k(\{\bar{\rho}_j\})}{\bar{\rho}_i} \frac{\partial \bar{\rho}_k}{\partial r} \quad (46)$$

which only depends on the densities  $\bar{\rho}_j$  and their gradients. Inserting this into the density equations (33) finally leads to the reduced equations

$$\frac{\partial \bar{\rho}_i}{\partial t} + \frac{\partial}{\partial r} [\bar{\rho}_i \mathcal{V}_i(\{\bar{\rho}_j\})] = \sum_k \frac{\partial}{\partial r} \left[ \mathcal{D}_k(\{\bar{\rho}_j\}) \frac{\partial \bar{\rho}_k}{\partial r} \right] + \frac{\bar{\rho}_{i-1}}{\tau_{i-1}^+} - \frac{\bar{\rho}_i}{\tau_i^+} + \frac{\bar{\rho}_{i+1}}{\tau_{i+1}^-} - \frac{\bar{\rho}_i}{\tau_i^-}. \quad (47)$$

If we neglect products of spatial derivatives we end up with the coupled *Burgers equations* [49]

$$\frac{\partial \bar{\rho}_i}{\partial t} + \frac{\partial}{\partial r} [\bar{\rho}_i \mathcal{V}_i(\{\bar{\rho}_j\})] = \sum_k \mathcal{D}_k(\{\bar{\rho}_j\}) \frac{\partial^2 \bar{\rho}_k}{\partial r^2} + \frac{\bar{\rho}_{i-1}}{\tau_{i-1}^+} - \frac{\bar{\rho}_i}{\tau_i^+} + \frac{\bar{\rho}_{i+1}}{\tau_{i+1}^-} - \frac{\bar{\rho}_i}{\tau_i^-}. \quad (48)$$

On the right-hand side of this equation we have a sum of *diffusion terms* with density-dependent diffusion functions  $\mathcal{D}_k$ . These cause a smoothing of sudden density changes and prevent the formation of shock waves. This is the reason why density gradients and especially products of spatial derivatives are normally negligible which justifies the approximation made with equation (48). Apart from this, the diffusion terms are very helpful for efficient and stable numerical integration schemes.

We will now focus on the simulation of multi-lane traffic. As an example, we investigate a two-lane autobahn (i.e.  $i \in \{1, 2\}$ ). For reasons of simplicity, on both lanes the velocity-density relations  $V_i^e(\rho_i)$  and pressure relations  $\mathcal{P}_i(\rho_i)$  will be chosen identically. This is at least justified for congested traffic (with a density of 30 vehicles per kilometer and lane or more). The corresponding relations are depicted in Figures 1 and 2. They have been constructed from empirical data of the Dutch highway A9 between Haarlem and Amsterdam with a speed limit of 120 km/h and take into account corrections of the traffic equations for high densities (for details cf. Refs. [10,19]).

The lane-changing rates  $1/\tau_i^\pm$  are chosen in accordance with an empirically validated model [50]:

$$\frac{1}{\tau_i^\pm} = \beta_i^\pm \bar{\rho}_i (\rho_{\max} - \bar{\rho}_{i\pm 1}). \quad (49)$$

Therefore,  $1/\tau_i^\pm$  is proportional to the vehicle density  $\bar{\rho}_i$  which reflects the grade of obstruction by slower vehicles on lane  $i$ . The factor  $(\rho_{\max} - \bar{\rho}_{i\pm 1})$  reflects that vehicles can change to

the neighboring lane  $i \pm 1$  less frequently the more the density on it reaches the *maximum density*  $\rho_{\max}$ . For German autobahns the parameters  $\beta_i^\pm$  have the following values:

$$\beta_1^+ = 0.176 \cdot 10^{-3}, \quad \beta_2^- = 0.056 \cdot 10^{-3}, \quad \beta_1^- = \beta_2^+ = 0. \quad (50)$$

The relation  $\beta_1^+ > \beta_2^-$  originates from the fact that the left lane is preferred in Germany, since overtaking is forbidden on the right-hand lane.

Bottleneck situations can be simulated in the following way: We will assume that the right lane is closed between places  $r_0$  and  $r_1$ . Then, the lane-changing rate  $\beta_1^+$  will be considerably increased, but  $\beta_2^-$  will be zero on this stretch and already a certain interval  $\Delta r$  before (i.e. for  $r_0 - \Delta r \leq r \leq r_1$ ).  $\beta_1^+$  and  $\Delta r$  must be chosen sufficiently large so that the right lane is empty up to the beginning  $r_0$  of the bottleneck. Simulation results for the traffic dynamics above and below capacity are presented in Figures 3 and 4, respectively.

## V. SUMMARY AND OUTLOOK

In this paper we have derived a macroscopic traffic model for uni-directional multi-lane roads. Our considerations started from plausible assumptions about the behavior of driver-vehicle units regarding acceleration, overtaking, deceleration, and lane-changing maneuvers. The resulting gas-kinetic traffic model is a generalization of Pavari-Fontana's Boltzmann-like traffic equation. It can be extended to situations where different vehicle types or driving styles are to be investigated [19].

The gas-kinetic traffic equations not only allow to derive dynamic equations for the vehicle density on each lane, but also for the average velocity. In this way we were able to extend and correct previous phenomenological multi-lane models. Overtaking and lane-changing maneuvers are explicitly taken into account, so that the interactions between neighboring lanes are included.

We have then eliminated the velocity equations in order to obtain a reduced model that allows efficient computer simulations. The resulting density equations describe the average temporal evolution of traffic on a slow time scale. They contain diffusion terms which diverge at maximum density  $\rho_{\max}$  if the finite space requirements of vehicles are taken into account.

This guarantees that  $\rho_{\max}$  cannot be exceeded and density shocks are smoothed out. The latter is important for realistic results and stable numerical integration schemes. Finally, the reduced multi-lane traffic model has been applied to the difficult case of bottleneck situations. The computational results were very plausible. Consequently, the model can be used to investigate a number of questions concerning the optimization of traffic flow:

1. In which way does on-ramp traffic influence and destabilize the traffic flow on the other lanes? How does the destabilization effect depend on the traffic volume, the length of the on-ramp lane, the total lane number, etc.?
2. In case of a reduction of the number of lanes, is it better to close the left-most or the right-most lane?
3. Is the organization of American freeways or of European autobahns more efficient, or is it a suitable mixture of both? Remember that American freeways are characterized by uniform speed limits and the fact that overtaking as well as lane changing is allowed on both neighboring lanes. In contrast, on European autobahns often no speed limit is prescribed (at least in Germany) and average velocity normally increases with growing lane number since overtaking is only allowed on the left-hand lane.
4. In which traffic situations do stay-in-lane recommendations increase the efficiency of roads?

### **Acknowledgment**

The authors want to thank Henk Taale and the Dutch Ministry of Transport, Public Works and Water Management for supplying the empirical traffic data.



## REFERENCES

- [1] M. J. Lighthill and G. B. Whitham (1955) *Proceedings of the Royal Society A* **229**, 317.
- [2] P. I. Richards (1956) *Operations Research* **4**, 42.
- [3] H. J. Payne (1971) In: G. A. Bekey, ed. *Mathematical Models of Public Systems*, Vol. 1. (Simulation Council, La Jolla, CA).
- [4] H. J. Payne (1979) *Transportation Research Record* **722**, 68.
- [5] R. D. Kühne (1984) In: I. Volmuller and R. Hamerslag, eds. *Proceedings of the 9th International Symposium on Transportation and Traffic Theory*. (VNU Science Press, Utrecht, The Netherlands).
- [6] R. D. Kühne and M. B. Rödiger (1991) In: B. L. Nelson, W. D. Kelton, and G. M. Clark, eds. *Proceedings of the 1991 Winter Simulation Conference*. (Society for Computer Simulation International, Phoenix, Arizona).
- [7] B. S. Kerner and P. Konhäuser (1993) *Physical Review E* **48**, 2335.
- [8] B. S. Kerner and P. Konhäuser (1994) *Physical Review E* **50**, 54.
- [9] D. Helbing (1996) *Physical Review E* **53**, 2366.
- [10] D. Helbing (1996) *Physica A* **233**, 253.
- [11] R. D. Kühne and R. Beckschulte (1993) In: C. F. Daganzo, ed. *Proceedings of the 12th International Symposium on the Theory of Traffic Flow and Transportation*. (Elsevier, Amsterdam, The Netherlands).
- [12] D. Helbing (1995) *Physical Review E* **51**, 3164.
- [13] R. D. Kühne (1987) In: N. H. Gartner and N. H. M. Wilson, eds. *Proceedings of the 10th International Symposium on Transportation and Traffic Theory*. (Elsevier, New York).
- [14] R. D. Kühne and A. Kroen (1992) Knowledge-based optimization of line control systems for freeways. (Steierwald Schönharting & Partner, Beratende Ingenieure, Stuttgart, Germany).

- [15] D. Helbing (1995) In: M. Snorek, M. Sujansky, and A. Verbraeck, eds. *Modelling and Simulation 1995*. (The Society for Computer Simulation International, Istanbul).
- [16] M. Hilliges, R. Reiner, and W. Weidlich (1993) In: A. Pave, ed. *Modelling and Simulation 1993*. (Society for Computer Simulation International, Ghent).
- [17] M. Hilliges (1995) A phenomenological model for dynamic traffic flow in networks. *Transportation Research B* **29**, 407.
- [18] M. Hilliges and N. Koch (1996) In: D. E. Wolf, M. Schreckenberg, and A. Bachem, eds. *Traffic and Granular Flow*. (World Scientific, Singapore).
- [19] D. Helbing (1997) *Verkehrsdynamik. Neue physikalische Modellierungskonzepte*. (Springer, Berlin).
- [20] D. Braess (1968) *Unternehmensforschung* **12**, 258.
- [21] T. Bass (May/1992) Road to ruin. *Discover*, 56.
- [22] A. Knop (March/1993) *Natur*, 76.
- [23] D. C. Gazis, R. Herman, and G. H. Weiss (1962) *Operations Research* **10**, 658.
- [24] P. K. Munjal and L. A. Pipes (1971) *Transportation Research* **5**, 241.
- [25] P. K. Munjal, Y.-S. Hsu, and R. L. Lawrence (1971) *Transportation Research* **5**, 257.
- [26] J. Rørbech (1976) *Transportation Research Record* **596**, 22.
- [27] Y. Makigami, T. Nakanishi, M. Toyama, and R. Mizote (1983) In: V. F. Hurdle, E. Hauer and G. N. Stewart, eds. *Proceedings of the 8th International Symposium on Transportation and Traffic Theory*. (University of Toronto Press, Toronto, Ontario).
- [28] P. G. Michalopoulos, D. E. Beskos, and Y. Yamauchi (1984) *Transportation Research B* **18**, 377.
- [29] E. Hauer and V. F. Hurdle (1979) *Transportation Research Record* **722**, 75.
- [30] H. J. Payne (1979) In: W. S. Levine, E. Lieberman, and J. J. Fearnside, eds. *Research*

- Directions in Computer Control of Urban Traffic Systems.* (American Society of Civil Engineers, New York).
- [31] M. Papageorgiou (1983) *Applications of Automatic Control Concepts to Traffic Flow Modeling and Control.* (Springer, Heidelberg).
- [32] M. Cremer and A. D. May (1985) *An Extended Traffic Model for Freeway Control.* (Research Report UCB-ITS-RR-85-7. Institute of Transportation Studies, University of California, Berkeley).
- [33] S. A. Smulders (1987) In: N. H. Gartner and N. H. M. Wilson, eds. *Proceedings of the 10th International Symposium on Transportation and Traffic Theory.* (Elsevier, New York).
- [34] A. K. Rathi, E. B. Lieberman, and M. Yedlin (1987) *Transportation Research Record* **1112**, 61.
- [35] D. Helbing (1996) In: D. E. Wolf, M. Schreckenberg, and A. Bachem, eds. *Traffic and Granular Flow.* (World Scientific, Singapore).
- [36] M. Rickert, K. Nagel, M. Schreckenberg, and A. Latour (1996) *Physica A* **231**, 534.
- [37] T. Nagatani (1994) *J. Phys. Soc. Jpn.* **63**, 52.
- [38] T. Benz (1993) In: A. Pave, ed. *Modelling and Simulation 1993* (Society for Computer Simulation International, Ghent).
- [39] I. Prigogine and F. C. Andrews (1960) *Operations Research* **8**, 789.
- [40] I. Prigogine (1961) In: R. Herman, ed. *Theory of Traffic Flow.* (Elsevier, Amsterdam, The Netherlands).
- [41] I. Prigogine and R. Herman (1971) *Kinetic Theory of Vehicular Traffic.* (Elsevier, New York).
- [42] S. L. Paveri-Fontana (1975) *Transportation Research* **9**, 225.
- [43] E. Alberti and G. Belli (1978) *Transportation Research* **12**, 33.

- [44] F. Pampel (1955) *Ein Beitrag zur Berechnung der Leistungsfähigkeit von Straßen*. (Kirschbaum, Bielefeld).
- [45] D. Helbing (1995) *Quantitative Sociodynamics. Stochastic Methods and Models of Social Interaction Processes*. (Kluwer Academic, Dordrecht).
- [46] W. F. Phillips (1977) *Kinetic Model for Traffic Flow*. (Report No. DOT/RSPD/DPB/50-77/17. National Technical Information Service, Springfield, VA 22161).
- [47] W. F. Phillips (1979) *Transportation Planning and Technology* **5**, 131.
- [48] N. Sela and I. Goldhirsch (1995) *Physics of Fluids* **7**, 507.
- [49] G. B. Whitham (1974) *Linear and Nonlinear Waves*. (Wiley, New York).
- [50] U. Sparmann, ed. (1978) *Spurwechselforgänge auf zweispurigen BAB-Richtungsfahrbahnen*. (Bundesministerium für Verkehr, Abt. Straßenbau, Bonn-Bad Godesberg, Germany).

# FIGURES

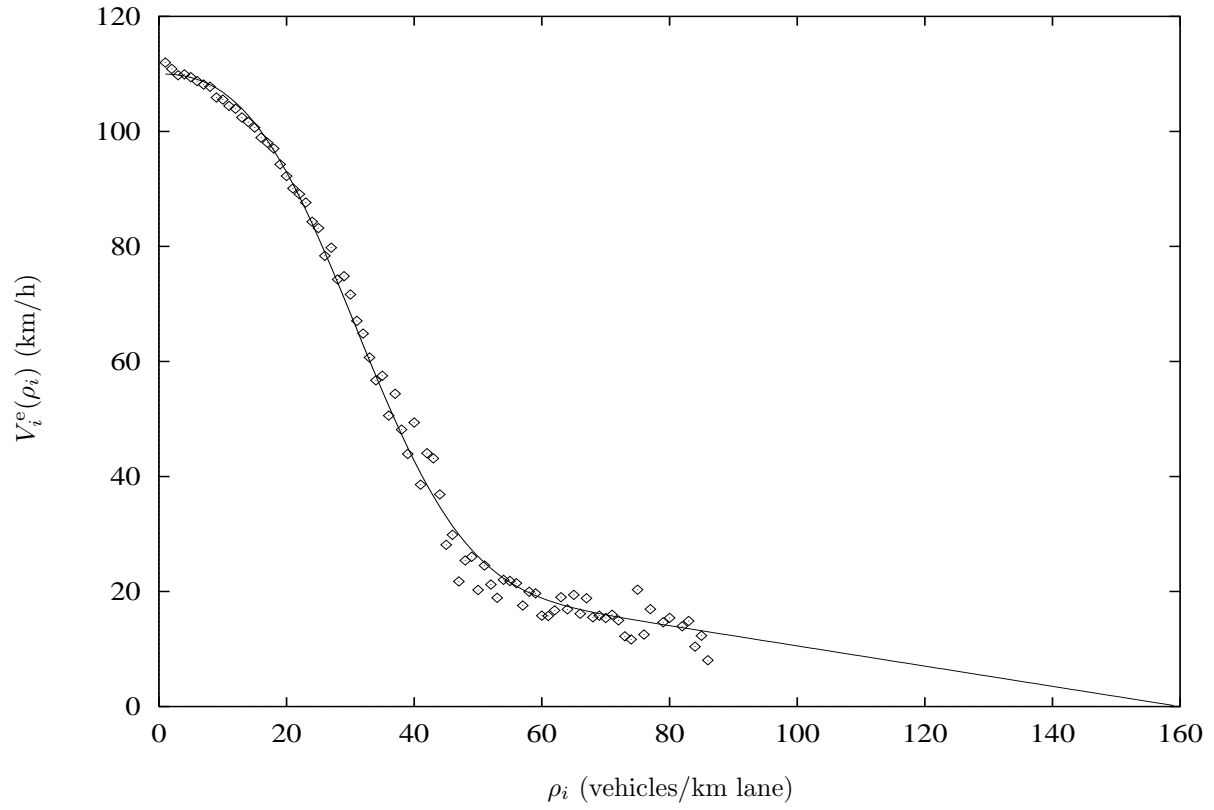


FIG. 1. The chosen velocity-density relation  $V_i^e(\rho_i)$  (—) and the corresponding empirical data from the Dutch autobahn A9 ( $\diamond$ ).

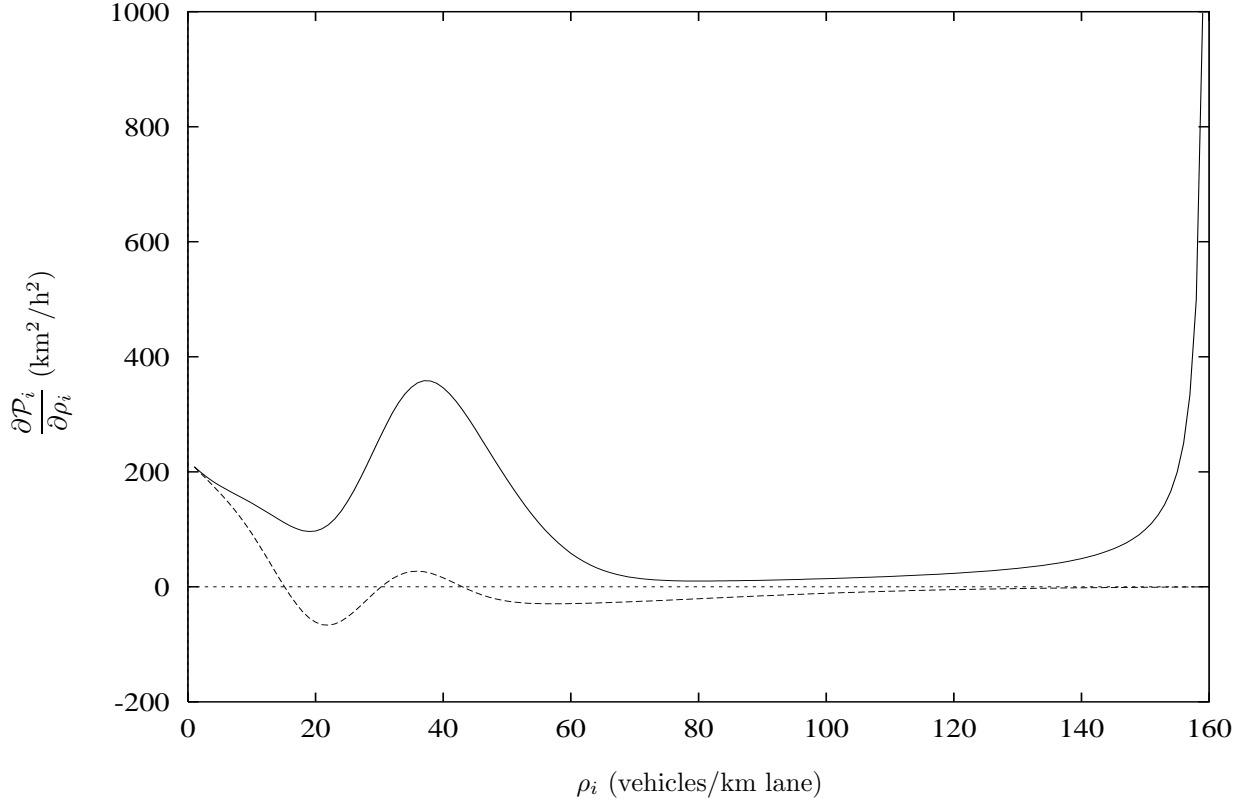
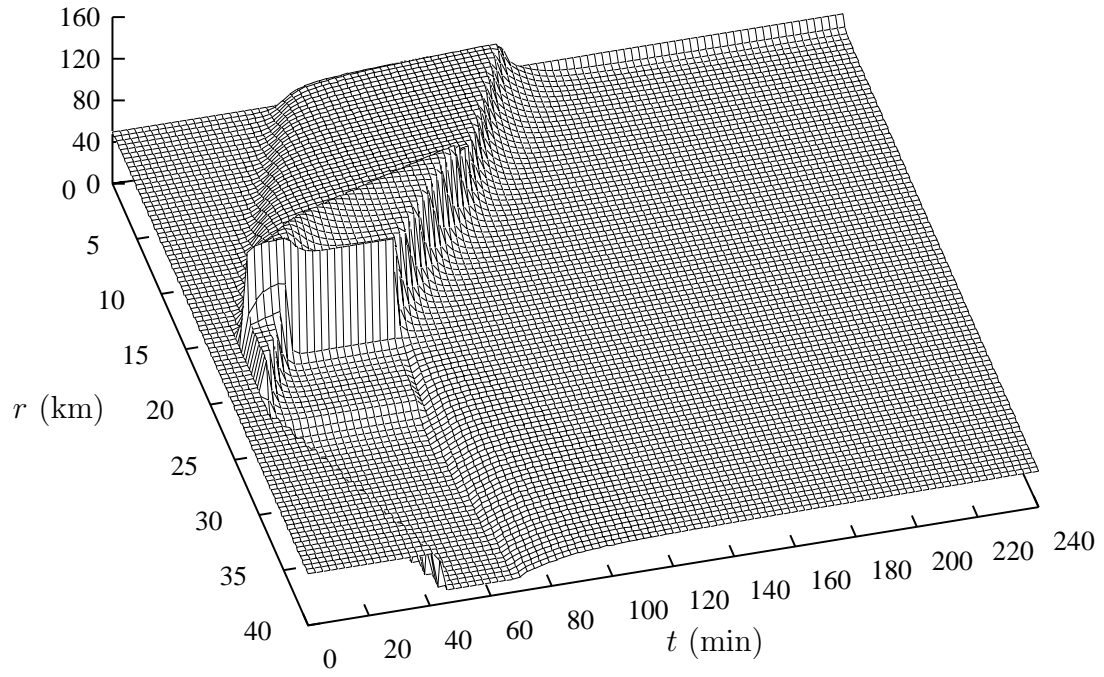


FIG. 2. Representation of the density-gradients of the *idealized* traffic pressure  $\mathcal{P}_i = \rho\theta_i^e(\rho)$  of point-like vehicles (---) and the *corrected* pressure relation (—) which takes into account their finite space requirements. Obviously, the increase of the corrected traffic pressure with density and the corrected traffic pressure itself diverges at the maximum density  $\rho_{\max}$ , so that the latter cannot be exceeded. For this reason, the diffusion functions  $\mathcal{D}_k$  also diverge for  $\rho_k \rightarrow \rho_{\max}$ . The pressure relations have been reconstructed from empirical data by means of theoretical relations [10,19].

$\bar{\rho}_2(r, t)$  (vehicles/km lane)



$\bar{\rho}_1(r, t)$  (vehicles/km lane)

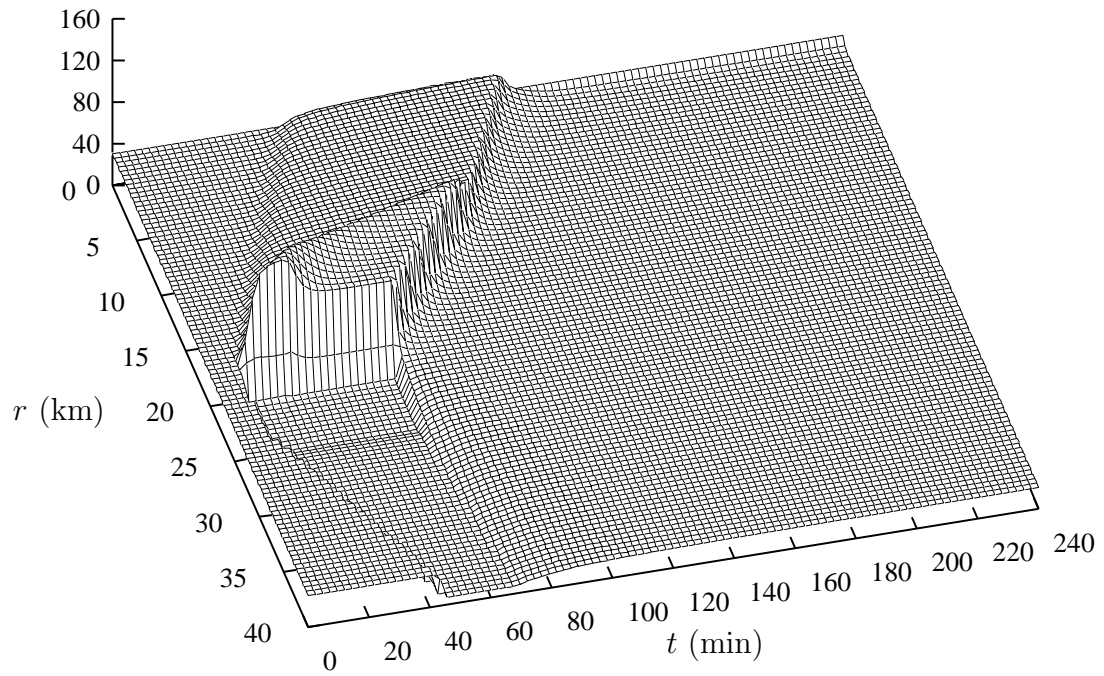
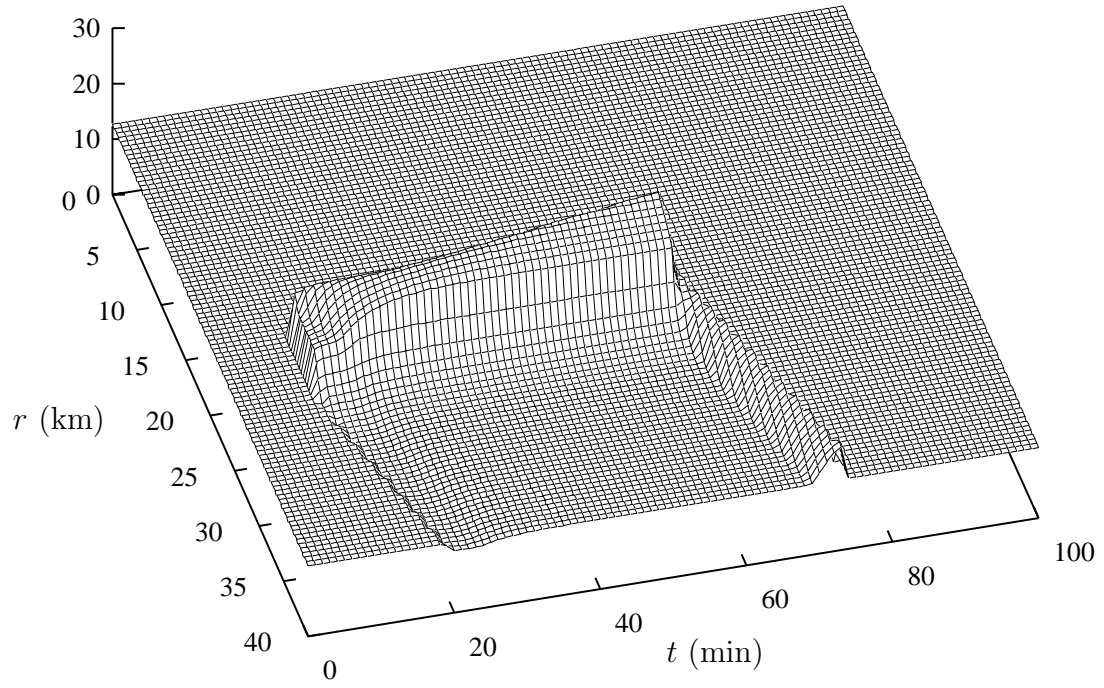


FIG. 3. Spatio-temporal evolution of the time-averaged densities on a two-lane freeway stretch of 40 km length with open boundary conditions in the case of an overloaded temporary bottleneck situation (above: left lane; below: right lane). The right lane is closed between  $t = 10$  min and  $t = 60$  min on the stretch between  $r_0 = 21$  km and  $r_1 = 25$  km, and the vehicles on lane 1 try to get on lane 2 beginning at  $r_0 - \Delta r = 20$  km. This suddenly increases the density on the left lane in the region of the bottleneck, whereas the right lane becomes empty. Already after a short time the extremest clustering develops at the beginning of the bottleneck, where the vehicles of the closed lane try to squeeze in the left lane. Since the capacity of the remaining lane is smaller than the total traffic volume, the left lane becomes overloaded. For this reason a congestion running upstream (tailback) builds up on *both* lanes. On the other hand, the density after the bottleneck, where two lanes are available again, is smaller than in front of it so that the vehicles can accelerate there. As a consequence, the traffic situation already recovers in the course of the bottleneck. At  $t = 60$  min, the lane closure is lifted and the traffic jam disappears. (Note: Due to the different lane-changing rates the equilibrium density is somewhat greater than 40 vehicles per kilometer and lane on the left lane and somewhat smaller on the right lane.)



$\bar{\rho}_2(r, t)$  (vehicles/km lane)



$\bar{\rho}_1(r, t)$  (vehicles/km lane)

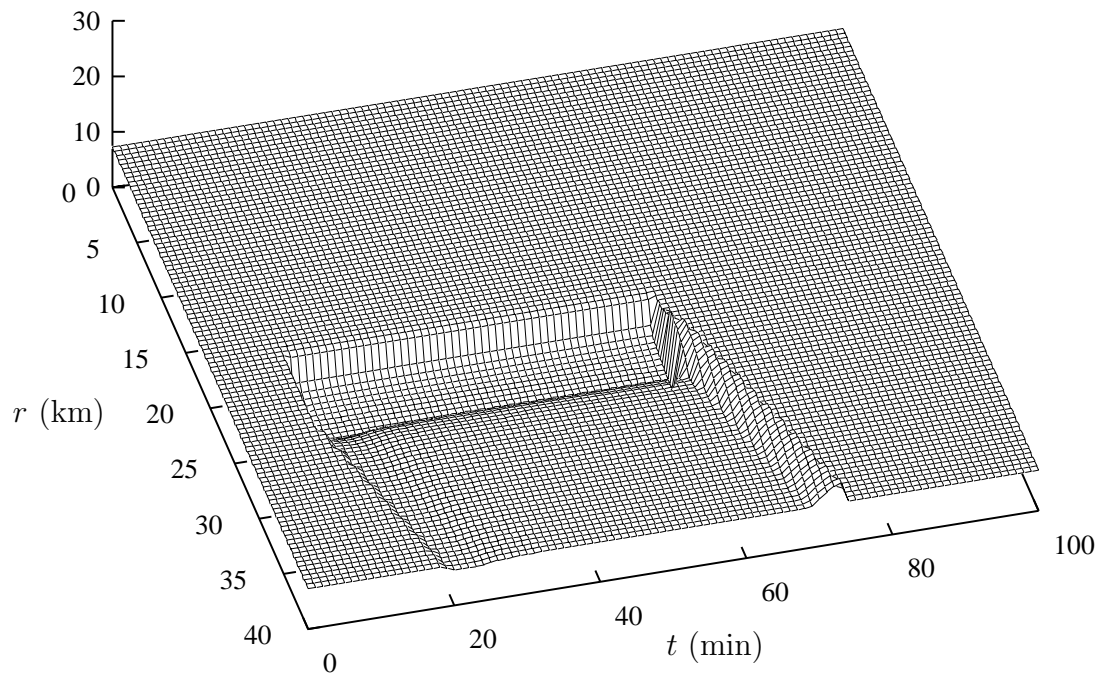


FIG. 4. Same as Figure 3, but for a bottleneck situation below capacity. At an average density of 10 vehicles per kilometer and lane the traffic capacity of one lane is large enough to cope with the total traffic volume. Therefore, no congestion running upstream builds up, but on the left lane the density is increased in the region of the bottleneck. This clustering only slowly dissolves in the course of the road. After the lane closure is lifted, the traffic jam, which was previously localized at the bottleneck, causes a damped density wave. This propagates along the freeway with a velocity that is slower than the average vehicle velocity. Due to lane-changing maneuvers, the right lane also develops a propagating density wave.