

A Semi-Classical Analysis of Order from Disorder

B. Douçot* and P. Simon†

Laboratoire de Physique Théorique et Hautes Energies ‡

Universités Pierre et Marie Curie Paris VI et Denis Diderot Paris VII

2 pl. Jussieu, 75251 Paris cedex 05

Abstract

We study in this paper the Heisenberg antiferromagnet with nearest neighbours interactions on the Husimi cactus, a system which has locally the same topology as the Kagomé lattice. This system has a huge classical degeneracy corresponding to an extensive number of degrees of freedom. We show that unlike thermal fluctuations, quantum fluctuations lift partially this degeneracy and favour a discrete subset of classical ground states. In order to clarify the origin of these effects, we have set up a general semi-classical analysis of the order from disorder phenomenon and clearly identified the differences between classical and quantum fluctuations. This semi-classical approach also enables us to classify various situations where a selection mechanism still occurs. Moreover, once a discrete set of ground states has been preselected, our analysis suggests that tunnelling processes within this set should be the dominant effect underlying the strange low energy spectrum of Kagomé-like lattices.

*doucot@lpthe.jussieu.fr

†simon@lpthe.jussieu.fr

‡ Unité associée au CNRS URA 280

1 Introduction

Motivated by the search and understanding of new quantum disordered ground states in magnetic systems, recent years have seen a renewal of interest on the properties of frustrated Heisenberg antiferromagnetic (HAF) systems with a special attention to their possible relations with superconductivity. More specifically, a considerable amount of work has been done on frustrated systems whose classical ground states exhibit an infinite number of local continuous degeneracies. Typical examples of such systems are the HAF models on the Kagomé lattice in two dimensions ($2D$) and the HAF models on the pyrochlore lattice in three dimensions. The HAF models on the Kagomé lattice has been originally inspired by the experiments on the ^3He layer on graphite [1, 2] and also by the structure of the SC_rGO compound [3]. Other compounds whose magnetic ions live on a pyrochlore lattice have also been experimentally studied by neutron scattering [4]. From the theoretical point of view, the ground state of the quantum HAF model on the Kagomé lattice is believed to be a quantum spin liquid. This model has been investigated by exact diagonalizations on finite lattices [5], series expansions [6], Large- N calculations [7] and also with semi-classical approaches [8, 9, 10, 11]. More recently, some theoretical works on the HAF model on the pyrochlore lattice have pointed out that this model is already disordered at any finite temperature [12] unlike the classical Kagomé Heisenberg antiferromagnet which chooses coplanar spin configurations at low temperatures. The low energy spectrum of the HAF model with spin $\frac{1}{2}$ on the Kagomé lattice [13] and the pyrochlore lattice [14] have been analyzed by performing exact diagonalizations on small clusters. The results are quite fascinating in both cases since there is a singlet-triplet gap and nevertheless a large singlet degeneracy which increases with the cluster size. It seems then plausible that the huge classical degeneracy should play a major role in order to explain these surprising results.

Systems with many degenerate classical ground-states were often considered as useful toy models before studying for instance spin glasses for which *both* frustration and randomness are relevant. It has been then noticed by J. Villain and coworkers [15], and also by E. Shender [16], that switching on any source of fluctuation (typically, either classical thermal or quantum zero-point fluctuations) has a tendency to lift the degeneracy between these classical ground-states. Often this mechanism picks ordered ground-states since they exhibit more symmetries and therefore encourage larger fluctuations. This is the so-called “order from disorder” phenomenon. Over the last ten years, many interesting contributions have been dedicated to this topic, in the context of the frustrated square lattice [17], the Kagomé lattice [10, 11], and the pyrochlore lattice [12, 14]. A common trend in all these works is the appearance of at least a partial degeneracy lifting within the ground-state manifold, in the presence of classical thermal or quantum zero-point fluctuations. In most cases, both types of fluctuations favour the same subset of ground-states. This appears to be a little

surprising, since we shall provide in this paper an explicit example for which they behave in a qualitatively different way. But the question of degeneracy lifting is only one part of the story, since it is mostly a *local* analysis in the vicinity of a given ground-state. Maybe more crucial to the physical behaviour is the *global* question of whether the system remains close to any of the favoured ground-states or not. This question is closely connected to the size of energy barriers separating these pre-selected ground-states. If these barriers are too small, either thermal activation or quantum tunneling may delocalize the system in phase-space, and thus destroy the selection itself. In fact, evidence now strongly accumulates to support such a scenario, either for the Kagomé or the pyrochlore lattices, which exhibit classical and quantum spin liquid phases with apparently no long-range order. Although this global aspect of the selection mechanism is very interesting, there are few systems for which a rather complete analytical treatment is available. Therefore, in spite of the fact that different systems often exhibit different behaviours, we believe that valuable insight may be gained from simpler models which can be studied more easily than more realistic geometries.

Among these, the Husimi cactus (see Figures 3 and 4) has already provided an explicit example of a system with a continuous manifold of classical ground-states where energy barriers are too low to freeze the system in the vicinity of a given ground-state in the classical thermal case, or to prevent dramatic tunneling processes in the $T = 0$ case [18]. The relevance of tunneling is clearly demonstrated by comparing the relatively small ground-state degeneracy (for spin $S = 1/2$) which scales as the number of sites and the huge classical degeneracy: the number of coplanar spin ground-states is for instance growing exponentially with the number of sites. The question we address here is: tunneling between *which* classical ground-states? More precisely: does the quantum zero point energy depend on the classical ground-state? We have found that unlike classical thermal fluctuations for which all classical ground-states on the Husimi cactus are equivalent, quantum fluctuations do favour the discrete subset of coplanar classical ground-states. We believe it is one of the clearest examples where thermal and quantum fluctuations behave in a qualitatively different way, already at the non-interacting spin-wave level. In order to clarify the origin of this effect, we have set-up a semi-classical analysis of order from disorder. The main idea is simply to calculate the spin-wave spectrum from the classical equations of motion for spins, since the classical frequency also determines the quantum zero-point motion energy of a harmonic mode. The classical dynamical approach greatly simplifies for instance the separation between fast oscillations around a classical ground-state and slow drift motions along the classical ground-state manifold, which are connected to zero modes. It also provides a very simple understanding for the different nature of classical thermal and quantum zero point fluctuations. In the context of the Husimi cactus, the equivalence between all the ground-states for thermal fluctuations is related to the presence of continuous transformations which conserve the total

energy and phase-space volume, and therefore the Gibbs measure. An example of such a transformation is a rotation of all the spins below a given site on the cactus around the spin at this given site. However, conservation of the Gibbs measure is not sufficient to enforce conservation of the zero-point motion energy, since hamiltonian dynamics requires also a symplectic structure on phase-space (Poisson brackets), which turns out not to be preserved by the aforementioned transformations. We shall show that the non-conservation of Poisson brackets under these phase-space transformations is due to the fact that they cannot be generated (via Poisson brackets) by functions defined on phase-space. This shows that it is rather difficult to preserve quantum-mechanically a continuous classical degeneracy which is not enforced by a symmetry of the Hamiltonian. We expect that only a discrete residual degeneracy survives after introducing quantum zero point motion.

We believe this analysis contributes to rule out one possible scenario which might have been advocated to understand the unusual situation of the spin 1/2 Kagomé lattice. The generation of very low energy scales in the singlet sector might have been attributed to very slow drift motions close to and along the continuous set of classical ground-states. Note that this continuous set is *not* a smooth manifold for either the Kagomé or the pyrochlore lattices, since for those the number of zero modes depends on the classical ground-state [10]. Although simple and appealing, this idea does not work for two reasons. The first one is the large gap between the singlet and the spin one sectors, which shows the impossibility to construct long-lived wave packets centered mostly around a single classical ground-state. The other reason is provided by our analysis: because of quantum zero-point fluctuations, the ground-state continuum turns into a discrete set, so that classical drift motions in the vicinity of this continuum acquire finite typical frequencies. Therefore, we conclude that a semi-classical analysis of the energy spectrum on Kagomé-like lattices (of which the Husimi cactus is a simple example) should focus on tunneling processes within a discrete set of preselected (via quantum fluctuations) classical ground-states. These processes are crucial to induce the gap in the spin one sector. The main challenge for the Kagomé lattice is then to understand why they lift so weakly the degeneracy in the singlet sector. We haven't addressed this crucial question here, but we have clarified what happens when we try to quantize a system with a smooth manifold of classical ground-states, whose dimension is larger than the number of independent symmetries of the Hamiltonian. Either tunneling plays a minor role, but then the classical slow variables experience an effective energy landscape which is no longer flat, or tunneling is the dominant effect, as we believe is the case for both the Husimi cactus and the Kagomé lattice.

Our presentation is organized as follows. Section 2 will present very simple examples with two degrees of freedom and a one dimensional degenerate ground-state manifold. This will illustrate how order from disorder works in a classical hamiltonian system, provided the

fast modes are prepared with a finite value of the corresponding action variable. Section 3 is dedicated to a simple spin chain for special values of coupling parameters which produce a more symmetrical ground-state manifold (the full sphere S^2) than one would expect from the symmetries of the Hamiltonian (rotations around a single axis). Section 4 presents the main results for the Husimi cactus, and section 5 contains our geometrical interpretation of the difference between thermal classical and quantum zero-point fluctuations. A brief conclusion is given in section 6, and several appendices present some technical details that most readers will prefer to skip.

2 Some simple examples with two degrees of freedom

In this section, we consider simple examples of dynamical systems where the classical ground-state manifold is one dimensional. This will demonstrate explicitly that classical dynamics exhibits the phenomenon of order from disorder provided the fast modes are “fast enough”.

2.1 An integrable toy model

Let us consider a dynamical system with two degrees of freedom, with coordinates (X_1, P_1, X_2, P_2) on phase space. Here (X_1, P_1) denote a slow mode which is continuously degenerate along the line $(X_1, 0, 0, 0)$ in phase space, and (X_2, P_2) a fast mode, which oscillation frequency Ω is a smooth function of X_1 . We thus introduce the following Hamiltonian:

$$H = \frac{1}{2}P_1^2 + \frac{1}{2}\Omega(X_1)(P_2^2 + X_2^2) \quad (2.1)$$

We note that P_1 commutes with H only if Ω is a constant. So the classical degeneracy is not in general due to a symmetry of H . This Hamiltonian is integrable since we can perform the following canonical transformation $(X_1, P_1, X_2, P_2) \longrightarrow (X_1, P_1, J_2, \theta_2)$, where $X_2 = \sqrt{2J_2} \sin \theta_2$ and $P_2 = \sqrt{2J_2} \cos \theta_2$. With these new canonical variables, H becomes:

$$H = \frac{1}{2}P_1^2 + \Omega(X_1)J_2 \quad (2.2)$$

The motion of the fast mode is described by:

$$\dot{J}_2 = 0 \quad (2.3)$$

$$\dot{\theta}_2 = \Omega(X_1) \quad (2.4)$$

So, as we expect, the oscillation frequency is controlled by the “slow” variable X_1 , and is therefore time-dependent in general. Here the action J_2 is *exactly* conserved, which is a special feature of this model. In general, J_2 may be approximately conserved with good accuracy, since it is an adiabatic invariant [19, 20]. However, this requires a good separation

between the slow and the fast time scales. This question will be addressed soon. Turning now to the “slow” variables, we have:

$$\dot{X}_1 = P_1 \tag{2.5}$$

$$\dot{P}_1 = -J_2 \frac{d\Omega}{dX_1}(X_1) \tag{2.6}$$

We see that if J_2 is non-vanishing, the slow variables (X_1, P_1) acquire a non-trivial dynamics, with an effective potential given by: $V_{eff}(X_1) = J_2\Omega(X_1)$. Therefore the classical degeneracy is dynamically lifted, and X_1 oscillates around the value which minimizes the fast frequency $\Omega(X_1)$. In a semi-classical approach, the fast oscillator is excited with quantized values for $J_2 = \hbar(n + 1/2)$, where n is a non-negative integer. So the effective potential corresponding to quantum zero-point motion is obtained from $J_2 = \frac{\hbar}{2}$. Although very simple, this model captures the main idea we need throughout the rest of the paper.

2.2 A more generic example

The special status of the previous model comes from the fact that action-angle variables corresponding to the fast motion do not depend on the slow variables (X_1, P_1) . In quantum mechanical words, only the frequency of the fast motion depends on X_1 , but the eigenstate basis of the corresponding harmonic oscillator doesn't. In such a case, the adiabatic principle is exact, and eigenstates of the time-dependent problem are given by those of the time independent one (up to phase factors). But in general, we expect the local eigenstate basis to depend on the actual value of X_1 . As a result, the classical action is only approximately conserved, and therefore transitions to excited states may occur for the fast oscillator, specially if the two frequency scales are not very well separated. We show here a simple example where the adiabatic principle may break down. We think this is a very interesting problem in classical mechanics, which deserves further investigation. But this would be beyond the scope of this paper. We just provide here an illustration that complicated things may happen. Let us then consider the following Hamiltonian:

$$H = \frac{1}{2}P_1^2 + \frac{1}{2}P_2^2 + \frac{1}{2}(1 + \epsilon X_1^2)X_2^2 \tag{2.7}$$

This represents as before a potential landscape similar to a gutter with variable curvature depending on X_1 . Assume first that X_1 can be frozen. The fast oscillator evolves with a frequency $\Omega(X_1) = (1 + \epsilon X_1^2)^{1/2}$. The corresponding action-angle variables (J_2, θ_2) would now be given by:

$$X_2 = \left(\frac{2J_2}{\Omega(X_1)}\right)^{1/2} \sin \theta_2 \tag{2.8}$$

$$P_2 = (2J_2\Omega(X_1))^{1/2} \cos \theta_2 \tag{2.9}$$

But now, since the definition of (J_2, θ_2) involves explicitly X_1 , the corresponding transformation is no longer canonical. As before $\frac{1}{2}P_2^2 + \frac{1}{2}\Omega^2(X_1)X_2^2 = \Omega(X_1)J_2$ is the effective potential of the slow variables, but J_2 is not exactly conserved. As usual, this effective Hamiltonian is obtained by averaging over one period for the fast variables [19]. To evaluate when the adiabatic approximation makes sense, let us compare the slow and the fast frequencies. The averaged motion of the slow variables is given by:

$$\dot{X}_1 = P_1 \tag{2.10}$$

$$\dot{P}_1 = -J_2 \frac{d\Omega}{dX_1}(X_1) = -J_2 \epsilon \frac{X_1}{(1+\epsilon X_1^2)^{(1/2)}} \tag{2.11}$$

For the small oscillations of X_1 , we find the slow frequency $\omega = (J_2\epsilon)^{1/2}$ which has to be much smaller than the minimum value of $\Omega(X_1)$, that is we require $J_2\epsilon \ll 1$. We have performed a numerical integration of the equations of motion for this model in order to check the overall picture. The results are summarized in Figures 1a,1b,1c,1d. The Figures 1a and 1b represent the “quasi orbits” of the slow and fast oscillators for two different values of the parameter $\epsilon = 0.1$ and $\epsilon = 0.25$. We clearly see a qualitative change in the dynamics as ϵ is increased with a breakdown of the adiabatic approximation for larger values of ϵ . This can be seen in a more explicit way by plotting directly the variations of the adiabatic invariant J_2 of the fast motion during one quasi period of the slow motion. This has been done in Figures 1c and 1d. The adiabatic approximation is no longer valid for $\epsilon = 0.25$. It would be very interesting to identify the underlying mechanism by which this breakdown occurs. We just mention here that Figures 1c and 1d suggest that J_2 acquires a time dependence with frequencies which are close to simple harmonics of the “fast” frequency. Therefore, a perturbative approach might give valuable insights here.

The data support however the validity of our picture up to rather large values of $J_2\epsilon$, around 0.1. We shall now move on to spin systems with many degrees of freedom.

3 A ferromagnetic chain

3.1 Ground state and dispersion relations in the different phases

We study in this section the spin dynamics of a one dimensional XXZ chain with an anisotropic quadratic term. The Hamiltonian reads

$$\mathcal{H} = \sum_i J \left(S_i^x S_{i+1}^x + S_i^y S_{i+1}^y + \Delta S_i^z S_{i+1}^z \right) + \sum_i (S_i^z)^2 \tag{3.1}$$

where \vec{S}_i is a three dimensional vector normalized to S (the length of the vector is a constant of motion from a classical and quantum point of view).

The classical phase diagram of this model can be determined easily and has been drawn on Figure 2 (see also ref. [21] for a quantum analysis with $S = \frac{1}{2}$, $S = 1$). It is composed of three different phases: the ferromagnetic one, the planar one and the antiferromagnetic one (AF). In order to compute the low energy spectrum in the various phases (at large S), it is easy to use the Holdstein-Primakoff transformation. Nevertheless, we prefer to work here with classical spin dynamics at $T = 0$ in order to give a consistent treatment of the order from disorder phenomenon. This assumes a spin \hat{S} reacts like a rotor which can be parametrized by a vector \vec{S} . The evolution of a quantity $O(S)$ is given by:

$$\frac{dO(S)}{dt} = \{O, H\}$$

with $\{\dots\}$ the Poisson brackets defined as:

$$\{f, g\} = \epsilon^{abc} \frac{\partial f}{\partial S^a} \frac{\partial g}{\partial S^b} S^c$$

with ϵ^{abc} the completely antisymmetric tensor. If \vec{S} is a vector living on a sphere S^2 , the corresponding classical Poisson brackets are given by: $\{S^a, S^b\} = \epsilon^{abc} S^c$. After a standard quantization process, we would obtain the usual commutation rules for spin operators (see [22] for a rigorous treatment *à la Dirac*). The equations of motion then become:

$$\frac{dS^a}{dt} = \epsilon^{abc} \frac{\partial H}{\partial S^b} S^c \quad (3.2)$$

These equations of motion can also be derived directly from a variational principle, the latter being more adapted for a direct path integral quantization scheme.

We are now ready to derive the equations of motion following eq. (3.2) for the hamiltonian (3.1) in each of the three possible phases.

In the ferromagnetic ground-state, we use the decomposition $\vec{S} = S^z \vec{z} + \vec{S}^\perp$ (with $(\vec{z})^2 = 1$) and we obtain the system of equations:

$$\begin{aligned} \frac{d\vec{S}_n^\perp}{dt} = & J \left[(\vec{S}_{n-1}^\perp + \vec{S}_{n+1}^\perp) \wedge S_n^z \vec{z} + \Delta (S_{n-1}^z + S_{n+1}^z) \vec{z} \wedge \vec{S}_n \right. \\ & \left. + \frac{D}{J} (S_n^z (\vec{z} \wedge \vec{S}_n^\perp)) + (\vec{z} \wedge \vec{S}_n^\perp) S_n^z \right] \end{aligned} \quad (3.3)$$

$$\frac{dS_n^z}{dt} = J (\vec{S}_{n-1}^\perp + \vec{S}_{n+1}^\perp) \wedge \vec{S}_n^\perp \quad (3.4)$$

In the vicinity of the ferromagnetic ground-state, we can assume:

$$\vec{S}_n(t) = S \vec{z} + \exp i(kn - \omega t) \vec{\epsilon} + O(\epsilon^2)$$

with $\vec{\epsilon} \cdot \vec{z} = 0$. By solving this system, we find the dispersion relation:

$$|\omega(k)| = 2JS \left| \Delta + \frac{D}{J} - \cos(k) \right| \quad (3.5)$$

We would have obtained the same low energy spectrum (with $\hbar = 1$) by using for example the Holdstein-Primakoff transformation. When $\Delta + \frac{D}{J} = -1$, the mode at $k = \pi$ becomes slow and has the expected k^2 dispersion for a ferromagnetic ground-state.

In the planar region, we use the following general decomposition for $\vec{S}_n = \vec{S}_n^0 + \delta\vec{S}_n$

$$\vec{S}_n = (-1)^n S \vec{u} + (A(-1)^n \vec{v} + B \vec{z}) \exp i(kn - \omega t) \quad (3.6)$$

where $\vec{S}_n^0 = (-1)^n S$. We have also defined $\vec{u} \cdot \vec{z} = 0$, $(\vec{u})^2 = 1$ and $\vec{v} = \vec{z} \wedge \vec{u}$. The equations giving A and B are:

$$\begin{aligned} -i\omega A &= 2JS[1 + \Delta \cos(ka) + \frac{D}{J}]B \\ i\omega B &= 2JS(1 - \cos(ka))A \end{aligned} \quad (3.7)$$

As $|\Delta| \leq 1 + \frac{D}{J}$ in the planar region, we find:

$$\omega = \pm 2JS(1 - \cos(ka))^{\frac{1}{2}} \left(1 + \Delta \cos(ka) + \frac{D}{J}\right)^{\frac{1}{2}} \quad (3.8)$$

Two interesting limits can be taken. First, when $\Delta + \frac{D}{J} \rightarrow -(1)^+$, we recover the soft mode in k^2 , whereas when $\Delta - \frac{D}{J} \rightarrow (1)^-$, we find a linear dispersion around $k = 0$ typical of an AF ground-state.

In the AF area, we can use the decomposition:

$$\vec{S}_n = \vec{S}_n^z + \vec{S}_n^\perp = (-1)^n S \vec{z} + [(-1)^n \vec{\varepsilon} + \vec{\eta}] \exp i(kn - \omega t) \quad (3.9)$$

with $\vec{\varepsilon} \cdot \vec{z} = \vec{\eta} \cdot \vec{z} = 0$. By inserting this decomposition in the equation of motion, we obtain the following dispersion relation:

$$\omega = \pm 2JS \left[\left(\Delta - \frac{D}{J}\right)^2 - \cos^2(ka) \right]^{\frac{1}{2}} \quad (3.10)$$

In the limit $\Delta - \frac{D}{J} \rightarrow 1^+$ we recover the same dispersion relation as $\Delta - \frac{D}{J} \rightarrow 1^-$ found in the planar region.

3.2 Order by disorder along the transition lines

In the following, we take special interest in the transition lines between these areas. Let us first analyze the transition between the ferromagnetic and planar ground-state. Along the line separating both regions in the phase diagram, the classical ground-state is *a priori* strongly degenerate and can be parametrized by the two spherical angles (θ, ϕ) (θ is the angle between \vec{S} and \vec{z}). The Hamiltonian (3.1) is invariant by rotation around the z axis and therefore the energy does not depend on ϕ . We are here in the unusual situation

where the classical ground-state manifold is invariant under a *larger* group ($SO(3)$) than the Hamiltonian itself ($SO(2)$). This suggests that quantum fluctuations may reduce this larger group to the smaller one by selecting one orbit on the classical ground-state manifold under the smaller group. In our view, this is then a toy model for the order from disorder phenomenon. We use the decomposition:

$$\vec{S}_n = (-1)^n \vec{S}_n^\perp + S_n^z \vec{z} = \vec{\sigma}_n^\perp + \vec{\sigma}_n^z$$

The equations of motion reduce to:

$$\frac{d\vec{\sigma}_n^\perp}{dt} = -J \left[(\vec{\sigma}_{n-1}^\perp + \vec{\sigma}_{n+1}^\perp) \wedge \vec{\sigma}_n^z + |\Delta| (\vec{\sigma}_{n-1}^z + \vec{\sigma}_{n+1}^z) \wedge \vec{\sigma}_n^\perp \right] \quad (3.11)$$

$$\frac{d\vec{\sigma}_n^z}{dt} = -J \left[[(\vec{\sigma}_{n-1}^\perp + \vec{\sigma}_{n+1}^\perp) \wedge \vec{\sigma}_n^\perp] \right] \quad (3.12)$$

where we have used $\Delta + \frac{D}{J} + 1 = 0$. We are looking for solutions around $\vec{\sigma}_0 = S(\cos \theta \vec{z} + \sin \theta \vec{u})$ with $\vec{u} \cdot \vec{u} = 1$ and $\vec{u} \cdot \vec{z} = 0$. We therefore write $\vec{\sigma} = \vec{\sigma}_0 + \delta\vec{\sigma}$ where $\delta\vec{\sigma}$ can be parametrized by:

$$\delta\vec{\sigma} = [A\vec{v} + B(\cos \theta \vec{u} - \sin \theta \vec{z})] \exp i(kn - \omega t)$$

with $\vec{v} = \vec{z} \wedge \vec{u}$. After standard manipulations we find:

$$\omega_\theta(k) = \pm 2JS[\cos(ka) - 1][1 + (|\Delta| - 1) \sin^2 \theta]^{1/2} \quad (3.13)$$

with a dispersion in k^2 for the slow mode at $ka = 0$. We see that when $|\Delta| \neq 1$ there is a selection mechanism. When $|\Delta| > 1$, the spin wave zero-point motion favours a ferromagnetic ground-state ($\theta = 0$) whereas for $|\Delta| < 1$ the planar ground-state is favoured ($\theta = \frac{\pi}{2}$).

This is the most simple example of order from disorder phenomenon in so far as the variable θ has no dynamics ($S^z = S \cos \theta$ is a constant of motion) and plays rather the role of a parameter than a true variable. If we try to classify various possible situations, we may say here that we have a dynamical system with one conserved quantity and a 2-dimensional ground-state manifold. Furthermore, in the present model, this ground-state manifold is generated by two symplectic flows which do not commute (for instance the rotations along \vec{z} and the rotations along \vec{x}). A general model for this is given by the Hamiltonian:

$$H = \frac{1}{2} \sum_{i \geq 2} \sum_{j \geq 2}^N a_{ij}(P_1) P_i P_j + b_{ij}(P_1) X_i X_j + 2c_{ij}(P_1) P_i X_j \quad (3.14)$$

For this Hamiltonian, P_1 is conserved and therefore plays the role of $\cos \theta$. The ground-state manifold is given by $P_i = X_i = 0$ for $2 \leq i \leq N$. This 2D manifold appears as a collection of 1D orbits under the symmetry generated by P_1 , and characterized precisely by the value of P_1 . Note that the drift motion along these orbits arises from the excitations of the “fast”

variables ($2 \leq i \leq N$), as may be seen from the equation giving the time-derivative of X_1 . Apart from this drift motion, we can clearly separate the fast variables from the collective ones ($i = 1$).

Returning to our example, it is straightforward to describe the average drift motion $\langle \dot{\phi} \rangle$ due to the quantum zero-point motion of the internal (i.e. $k \neq 0$) modes. The idea is, as explained before, to view the zero-point motion energy of the internal modes (which depends on θ) as an effective potential for the collective variables ϕ and θ . Summing up the zero-point motion energy obtained from 3.13 over all k 's yields the effective potential:

$$V_{eff}(\theta) = 2JS\sqrt{1 + \frac{D}{J}\sin^2\theta} \quad (3.15)$$

This effective potential for S^z leads to an average drift for the ϕ variable:

$$\dot{\phi} = \frac{D \cos \theta}{\sqrt{1 + \frac{D}{J}\sin^2\theta}} \quad (3.16)$$

Let us now consider the Ising-like case $|\Delta| > 1$, for which $\theta = 0$ is selected. The most interesting fact is that $\dot{\phi}$ still has a non zero limit when $\theta \rightarrow 0$. Indeed

$$\lim_{\theta \rightarrow 0} \dot{\phi} = D \quad (3.17)$$

How shall we interpret this fact? It simply means that the rotor has a residual energy even when $\theta \rightarrow 0$ which corresponds to an easy-axis ferromagnetism. This is nothing but an anisotropy gap of the system. It is easy to check using Holstein-Primakoff's representation that the lowest excitation corresponds to a magnon with a gap D for $ka = \pm\pi$. This simple calculation gives a classical image for a gap which has however a purely quantum origin, through zero-point motion of internal modes. The results (3.13)(3.17) show that classical hamiltonian dynamics provides in this case a simple way to understand the low-lying excitations of the quantum system. This analysis suggests that the critical theory controlling the behavior of the ferromagnetic chain can be described by a simple rotor (independently of the nature of the spin S). This has been analyzed in detail and from a different point of view in [23].

We can perform the same work for the transition line separating the planar ground-state and the AF one. The details of the algebra have been gathered in appendix A. The low energy spectrum is given by equation (A.14):

$$\omega_{\theta}(k) = \pm 2JS(ka)\sqrt{1 + \frac{D}{J}\sin^2\theta} \quad (3.18)$$

with $\frac{D}{J} = \Delta - 1$. For $\Delta = 1$, the spectrum does not depend on θ . When $\Delta < 1$, we find that spin waves favour the planar ground-state whereas for $\Delta > 1$, the AF ground-state is

selected. We have therefore the same kind of order from disorder phenomenon as for the Planar-Ferromagnetic transition.

Through this example, we have analyzed a simple one dimensional example of order from disorder. Similar situations may occur in $2D$, frustrated systems like for example in the $J_1 - J_2$ XY or Heisenberg model on a square lattice [17, 24], where the classical degeneracy is *global*, and *partially* enforced by a true symmetry. This list is obviously not exhaustive and many other models with frustrating interactions experience this kind of order from disorder. However, note that the spin chain analyzed here is special (and actually simpler) in that the classical ground-state manifold is *not* isotropic for the symplectic form which defines the classical dynamics (see section 5.1)

The Hamiltonian (3.1) has been studied only from the point of view of order from disorder using a semi-classical analysis. A full quantum analysis demands a more careful study for instance of tunneling processes which are sensitive to the actual value of the spin (integer or half-integer). This is not the purpose of this article. We refer the reader to [21] for a careful study of the phase diagram and transitions.

4 The Husimi tree

In this section, we will see another non-trivial example of the order from disorder phenomenon, which we shall study in an extensive way. We consider a pseudo-lattice called the Husimi cactus. A three-generation cactus has been represented on Figure 3. It consists of a succession of triangles connected only by their vertices. The geometrical dual of the Husimi cactus is a Cayley tree with constant coordination number. The interesting fact is that at least locally this pseudo-lattice looks like the Kagomé lattice. However, by contrast to the Kagomé lattice, there is no closed loop of connected triangles. Each node of the cactus has one Heisenberg spin. We consider only nearest neighbour AF interactions, namely the Hamiltonian reads:

$$H = \sum_{\langle i,j \rangle} \vec{S}_i \vec{S}_j \quad (4.1)$$

with $\vec{S}_i^2 = 1$. An essential feature of the Husimi cactus is the huge degeneracy of its classical ground-states. This is because minimizing the energy on each triangular plaquette yields the constraint:

$$\sum_{i \in \Delta} \vec{S}_i = \vec{0} \quad (4.2)$$

which does not define a unique ground-state configuration. Indeed, suppose one spin on a given plaquette is fixed (say \vec{S}_1), then its two neighbours have to live on a half-cone

centered on $-\vec{S}_1$ with an opening angle of $\frac{\pi}{3}$. The ground-state manifold of a finite cactus is then a smooth manifold (i.e. the number of zero modes is independent of the ground-state configuration). To describe this manifold, let us assume that the top spin is fixed. Then, we have to choose a rotation angle for the two “offspring” spins around this ancestor. Because of the hierarchical structure of this lattice, a similar freedom exists at each successive level of the hierarchy, until we reach the bottom boundary triangles which we shall call the leaves. Of course, we have a complete freedom to choose the value of the top spin, which adds two more global zero modes. For a p -generation cactus with $2^p - 1$ sites, the phase space manifold for the Heisenberg model is a product of $2^p - 1$ spheres S^2 , whereas the ground-state manifold is isomorphic to the product of S^2 (choice of the top spin value) by a torus of dimension $(2^{(p-1)} - 1)$ (i.e. one angle per spin which is not on the bottom boundary). Hence the ratio

$$\frac{\text{Number of zero modes}}{\text{Number of degrees of freedom}} = \frac{2^{(p-1)} + 1}{2(2^p - 1)} \rightarrow \frac{1}{4}, \quad p \gg 1. \quad (4.3)$$

The Husimi cactus with Heisenberg spins is interesting so far as it exhibits a macroscopic number of zero modes and we expect spin waves to be very soft. Hence, it is not *a priori* obvious whether order from disorder can occur in such a system. In particular, are coplanar ground-states favoured as in the Heisenberg Kagomé antiferromagnets? We emphasize however that the degeneracy lifting mechanism is slightly different for “real” systems such as the Kagomé or the pyrochlore lattices since for them, the most relevant effect amounts to maximizing the number of zero modes [12].

4.1 Thermal fluctuations

As we explained in the Introduction, we should distinguish the question of degeneracy lifting within the ground-state manifold with the more global question of actual selection or freezing in the vicinity of a particular ground-state. Regarding the first question, it is easy to show that classical thermal fluctuations do not lift any degeneracy. The reason has been given in the Introduction: a rotation of all the spins below a given site on the cactus around this ancestor spin preserves the phase space volume element (since the Jacobian matrix is then triangular and rotations preserve volumes), and also the total energy. Therefore such transformations preserve the Gibbs measure. Clearly any two ground-state configurations may be connected by a finite number of such transformations. Our statement then follows easily. Although very simple, this point has not been noticed in ref.[18]. This paper emphasized the other aspect, namely that energy barriers are too small to allow freezing (for instance after a quench from high temperatures) in any of the classical ground-state configurations. Consequently, we do not expect an order from disorder phenomenon induced by thermal fluctuations in this model. This system is too soft for a selection mechanism to work. Other

situations with extensive entropy and inequivalent ground-states, where there is a partial degeneracy lifting within the ground-state manifold but the global selection mechanism fails, have been presented in ref. [18]. More recently, the study of the Heisenberg model on a pyrochlore lattice led to the same conclusions [12, 14]. Here, maximizing the number of zero modes favours colinear magnetic states, but the effective barriers are too weak for the system to remain confined in the vicinity of these states.

How similar is the quantum case?

4.2 Quantum fluctuations

4.2.1 General considerations

As in the previous sections, we wish to understand the classical spin dynamics at $T = 0$ on the Husimi cactus. Again, the main feature of this system is its huge degeneracy and the fact that these ground-states build up a smooth manifold. If we examine the vicinity of the ground-state manifold, we see essentially two kinds of motion, those associated to finite frequency oscillations around the chosen ground-state and those associated to what we may call slow drift motions. Typically, this can be described by an approximate Hamiltonian (defined around the chosen ground-state) which takes the general form [25]:

$$H = \frac{1}{2}(P_1^2 + \dots + P_r^2) + \frac{1}{2} \sum_{j=r+s+1}^n \omega_j(P_j^2 + Q_j^2) \quad (4.4)$$

The (P_i, Q_i) , $1 \leq i \leq r + s$ are associated to the slow drift motions and (P_j, Q_j) , $r + s + 1 \leq i \leq n$ describe the “fast” oscillators. Note that the (P_i, Q_i) , $r + 1 \leq i \leq r + s$ are associated to global symmetries. The equations of motion are:

$$\begin{aligned} \dot{Q}_j &= P_j \quad ; \quad \dot{P}_j = 0, \quad 1 \leq j \leq r \\ \dot{Q}_j &= 0 \quad ; \quad \dot{P}_j = 0, \quad r + 1 \leq j \leq r + s \\ \dot{Q}_j &= \omega_j P_j \quad ; \quad \dot{P}_j = -\omega_j Q_j, \quad r + s + 1 \leq j \leq n \end{aligned} \quad (4.5)$$

The degenerate manifold is generated by the vectors associated to $Q_1, \dots, Q_{r+s}; P_{r+1}, \dots, P_{r+s}$.

Our main goal is to determine if the spectrum depends on the ground-state we consider and more precisely if zero-point fluctuations lift at least partially the classical degeneracy. In order to compute the oscillator spectrum, we will proceed as follow:

(i) First we have to find in phase space the submanifold associated to the drift motions. They are defined by initial conditions producing a speed parallel to the ground-state submanifold. For the general Hamiltonian (4.4), the drift space is generated by the directions associated to (P_i, Q_i) $1 \leq i \leq r + s$.

(ii) Second, the oscillator submanifold is obtained by taking the symplectic orthogonal of the drift motions submanifold.

By symplectic form, we mean the antisymmetric bilinear form which is defined by $\mathcal{G}(X, X') = \sum_{i=1}^n (P_i Q'_i - Q_i P'_i)$, where $X \equiv (P_i, Q_i)$ and $X' \equiv (P'_i, Q'_i)$ are any two vectors in the $2n$ -dimensional classical phase-space. The main interest of this symplectic form is that the Poisson bracket of two functions f and g defined on phase-space is given by:

$$\{f, g\} = \mathcal{G}(\nabla f, \nabla g).$$

This bilinear form is non-degenerate (i.e. it is impossible to find any non-vanishing vector which is orthogonal to any other vector), so for any linear subspace D , the set D^\perp of all the vectors orthogonal to any vector of D has a dimension $\dim D^\perp = 2n - \dim D$. We shall call D^\perp the symplectic orthogonal of D . These notions will be quite useful for the analysis given in section 5. But it turns out that even for basic computations, they provide substantial simplification as we shall show shortly.

In the Husimi cactus case, phase-space is simply $(S^2)^N$, where S^2 refers to the sphere and N is the total number of spins. If we consider only one spin \vec{n} and two tangent vectors $d\vec{n}_1$ and $d\vec{n}_2$ to \vec{n} , the symplectic form \mathcal{G} is defined by

$$\mathcal{G}(d\vec{n}_1, d\vec{n}_2) = -\vec{n} \cdot (d\vec{n}_1 \wedge d\vec{n}_2) \quad (4.6)$$

It simply corresponds to the area of the parallelogram $(d\vec{n}_1, d\vec{n}_2)$. When we have more than one site, this definition extends in a straightforward way

$$\mathcal{G}(d\vec{n}, \delta\vec{n}) = - \sum_i \vec{n}_i \cdot (d\vec{n}_i \wedge \delta\vec{n}_i) \quad (4.7)$$

where $(d\vec{n}, \delta\vec{n})$ are tangent vectors in phase space. The equations of motion for this spin system are:

$$\frac{d\vec{n}_i}{dt} = \sum_{a, i \in \Delta^a} \left(\sum_{j \in \Delta^a} \vec{n}_j \right) \wedge \vec{n}_i \quad (4.8)$$

Here Δ^a denotes any triangle on the lattice. With the present form, it is easy to derive the linearized equations of motion in the vicinity of a given ground-state configuration \vec{n}_i . The spin at site i is $\vec{n}_i + \delta\vec{n}_i$, where $\vec{n}_i \cdot \delta\vec{n}_i = 0$. For an equilibrium state, we have $\sum_{j \in \Delta^a} \vec{n}_j = 0$ for any triangle Δ^a . Therefore, the linearized equations read:

$$\frac{d\delta\vec{n}_i}{dt} = \sum_{a, i \in \Delta^a} \left(\sum_{j \in \Delta^a} \delta\vec{n}_j \right) \wedge \vec{n}_i \quad (4.9)$$

Our goal is now to extract the finite frequency spectrum from these equations. Rather than remaining abstract, let us apply this strategy to a 3-generation cactus.

4.2.2 Spectrum of the 3-generation cactus

We consider a 3-generation cactus whose sites have been numbered from 1 to 7 (see Figure 3). At each site, we define a Heisenberg spin \vec{n}_i . Let us derive the most general drift motion around an equilibrium configuration $\vec{n}_{i=1 \leq i \leq 7}$. We have then $\vec{n}_1 + \vec{n}_2 + \vec{n}_3 = \vec{n}_2 + \vec{n}_4 + \vec{n}_5 = \vec{n}_3 + \vec{n}_6 + \vec{n}_7 = 0$. This motion is generated by a global rotation around a vector \vec{r} , a global rotation of vector $\epsilon \vec{n}_1$, a partial rotation of \vec{n}_4 and \vec{n}_5 around \vec{n}_2 (of angle η), and finally a partial rotation of \vec{n}_6 and \vec{n}_7 around \vec{n}_3 (of angle ζ). We are looking for tangent vectors $\delta \vec{n}_i$ ($\vec{n}_i \cdot \delta \vec{n}_i = 0$) producing a motion parallel to the ground-state manifold. Therefore, we have to solve the system (the arrows on vectors will be omitted in order to lighten expressions):

$$\begin{cases} \dot{n}_1 = r \wedge n_1 = (\delta n_1 + \delta n_2 + \delta n_3) \wedge n_1 \\ \dot{n}_2 = (r + \epsilon n_1) \wedge n_2 = (\delta n_1 + \delta n_2 + \delta n_3 + \delta n_2 + \delta n_4 + \delta n_5) \wedge n_2 \\ \dot{n}_3 = (r + \epsilon n_1) \wedge n_3 = (\delta n_1 + \delta n_2 + \delta n_3 + \delta n_3 + \delta n_6 + \delta n_7) \wedge n_3 \\ \dot{n}_4 = (r + \epsilon n_1 + \eta n_2) \wedge n_4 = (\delta n_2 + \delta n_4 + \delta n_5) \wedge n_4 \\ \dot{n}_5 = (r + \epsilon n_1 + \eta n_2) \wedge n_5 = (\delta n_2 + \delta n_4 + \delta n_5) \wedge n_5 \\ \dot{n}_6 = (r + \epsilon n_1 + \zeta n_3) \wedge n_6 = (\delta n_3 + \delta n_6 + \delta n_7) \wedge n_6 \\ \dot{n}_7 = (r + \epsilon n_1 + \zeta n_3) \wedge n_7 = (\delta n_3 + \delta n_6 + \delta n_7) \wedge n_7 \end{cases} \quad (4.10)$$

The fact that we are in the vicinity of an equilibrium state imposes that n_5 and n_6 are linearly independent as well as n_6 and n_7 . This fact is used in the resolution of the system (4.10) and we thus find that the submanifold associated to the drift motion is locally defined by:

$$\begin{cases} \delta n_1 + \delta n_2 + \delta n_3 = 0 \\ \delta n_2 + \delta n_4 + \delta n_5 = \epsilon n_1 + \eta n_2 \\ \delta n_3 + \delta n_6 + \delta n_7 = \epsilon n_1 + \zeta n_3 \end{cases} \quad (4.11)$$

We call D_1 this subspace. The case $\epsilon = \eta = \zeta = 0$ corresponds to initial conditions with a vanishing speed, namely to the tangent space to the degenerate submanifold, which we shall denote by D_2 . We have now to take the symplectic orthogonal of this submanifold D_1 . More accurately, we are looking for vectors $u_i \in (D_1)^\perp$ such that

$$\begin{aligned} i) \quad & \forall i, u_i \cdot n_i = 0 \\ ii) \quad & \forall \delta n_i \in D_1, \sum_i n_i \cdot (\delta n_i \wedge u_i) = 0 \end{aligned} \quad (4.12)$$

The procedure to construct explicitly this submanifold is not straightforward and is explained in Appendix B. Nevertheless, in order to determine the spectrum, we may work with the larger submanifold $(D_2)^\perp$ which has been defined in appendix B. To give some illustration of what these subspaces mean, let us return to the ‘‘flat’’ canonical phase-space used in the context of the general Hamiltonian 4.4. The drift space D_1 is as we have said generated by

the vectors associated to (P_i, Q_i) for $1 \leq i \leq r+s$, and D_1^\perp corresponds to the finite frequency modes (P_i, Q_i) , $r+s+1 \leq i \leq n$. The space D_2 is spanned by the vectors associated to Q_i , $1 \leq i \leq r+s$ and P_j , $r+1 \leq j \leq r+s$. Its orthogonal D_2^\perp contains the direct sum of D_1^\perp and the subspace of D_2 generated by the vectors associated to Q_i , $1 \leq i \leq r$. As the equations of motion 4.5 show, D_2^\perp is stable for the Hamiltonian flow. The velocity vanishes everywhere on $D_2^\perp \cap D_2$, and the image of D_2^\perp for the linear mapping $(P_i, Q_i) \rightarrow (\dot{P}_i, \dot{Q}_i)$ is precisely the subspace associated to the finite frequency modes, namely D_1^\perp .

Consider now a vector $u \in D_2^\perp$ which can be defined by:

$$\begin{cases} u_1 = u_1^a; & u_2 = u_2^a + u_2^b; & u_3 = u_3^a + u_3^c \\ u_4 = u_4^b; & u_5 = u_5^b; & u_6 = u_6^c; & u_7 = u_7^c \end{cases} \quad (4.13)$$

with $u_1^a + u_2^a + u_3^a = u_2^b + u_4^b + u_5^b = u_3^c + u_6^c + u_7^c = 0$.

We now compute the flow associated to u which is naturally defined as

$$\begin{cases} v_1 = (u_1 + u_2 + u_3) \wedge n_1 = (u_2^b + u_3^c) \wedge n_1 = v_1^a \\ v_2 = (u_1 + u_2 + u_3 + u_4 + u_5) \wedge n_2 = (u_2^a + u_2^b + u_3^c) \wedge n_2 = v_2^a + v_2^b \\ v_3 = (u_1 + u_2 + u_3 + u_4 + u_6 + u_7) \wedge n_3 = (u_3^a + u_3^c + u_2^b) \wedge n_3 = v_3^a + v_3^c \\ v_4 = (u_4 + u_5 + u_2) \wedge n_4 = u_2^a \wedge n_4 = v_4^b \\ v_5 = (u_4 + u_5 + u_2) \wedge n_5 = u_2^a \wedge n_5 = v_5^b \\ v_6 = (u_3 + u_6 + u_7) \wedge n_6 = u_3^c \wedge n_6 = v_6^c \\ v_7 = (u_3 + u_6 + u_7) \wedge n_7 = u_3^c \wedge n_7 = v_7^c \end{cases} \quad (4.14)$$

where the velocities $(v_i = \dot{n}_i)$ are given by the linearized equations of motion 4.9. By defining

$$\begin{cases} v_1^a = (u_2^b + u_3^c) \wedge n_1; & v_2^a = (u_2^b + u_3^c) \wedge n_2; & v_3^a = (u_3^c + u_2^b) \wedge n_3 \\ v_2^b = u_2^a \wedge n_2; & v_4^b = u_2^a \wedge n_4; & v_5^b = u_2^a \wedge n_5 \\ v_3^c = u_3^a \wedge n_3; & v_6^c = u_3^a \wedge n_6; & v_7^c = u_3^a \wedge n_7 \end{cases} \quad (4.15)$$

we check that $(D_2)^\perp$ is stable under the Hamiltonian flow. Indeed, we clearly have:

$$v_1^a + v_2^a + v_3^a = v_2^b + v_4^b + v_5^b = v_3^c + v_6^c + v_7^c = 0.$$

Moreover, we can prove that $v \in (D_1)^\perp$, as we discussed using the Hamiltonian (4.4).

To show explicitly this interesting property here, we have just to show that v is orthogonal to any tangent vectors δn satisfying (4.11). The demonstration proceeds in a pedestrian way. The main ingredient involved is that $\mathcal{G}(v, \delta n)$ involves only the sums of the n field on the various triangles, which are precisely given by the right-hand side of equations 4.11. A similar reasoning is detailed at the end of Appendix B.

We now compute the frequencies of the oscillators. We therefore consider the square of the application giving the Hamiltonian flow:

$$u \xrightarrow{\text{flow}} v \xrightarrow{\text{flow}} -\omega^2 u \quad (4.16)$$

The application closes because of the stability of D_2^\perp under the linearized flow. We obtain:

$$\begin{cases} -\omega^2 u_1^a = (v_2^b + v_3^c) \wedge n_1 = (u_2^a \wedge n_2 + u_3^a \wedge n_3) \wedge n_1 \\ -\omega^2 u_2^a = (v_2^b + v_3^c) \wedge n_2 = (u_2^a \wedge n_2 + u_3^a \wedge n_3) \wedge n_2 \\ -\omega^2 u_3^a = (v_2^b + v_3^c) \wedge n_3 = (u_2^a \wedge n_2 + u_3^a \wedge n_3) \wedge n_3 \end{cases} \quad (4.17)$$

$$\begin{cases} -\omega^2 u_2^b = v_2^a \wedge n_2 = ((u_2^b + u_3^c) \wedge n_2) \wedge n_2 \\ -\omega^2 u_4^b = v_2^a \wedge n_4 = ((u_2^b + u_3^c) \wedge n_2) \wedge n_4 \\ -\omega^2 u_5^b = v_2^a \wedge n_5 = ((u_2^b + u_3^c) \wedge n_2) \wedge n_5 \end{cases} \quad (4.18)$$

$$\begin{cases} -\omega^2 u_3^c = v_3^a \wedge n_3 = ((u_2^b + u_3^c) \wedge n_3) \wedge n_3 \\ -\omega^2 u_6^c = v_3^a \wedge n_6 = ((u_2^b + u_3^c) \wedge n_3) \wedge n_6 \\ -\omega^2 u_7^c = v_3^a \wedge n_7 = ((u_2^b + u_3^c) \wedge n_3) \wedge n_7 \end{cases} \quad (4.19)$$

We notice that the equations associated to (u_2^a, u_3^a) and to (u_2^b, u_3^c) are closed. We have therefore to solve two systems

$$(A) \begin{cases} -\omega^2 u_2^a = -u_2^a + (u_3^a \cdot n_2) n_3 + \frac{1}{2} u_3^a \\ -\omega^2 u_3^a = -u_3^a + (u_2^a \cdot n_3) n_2 + \frac{1}{2} u_2^a \end{cases} \quad (4.20)$$

$$(B) \begin{cases} -\omega^2 u_2^b = -(u_2^b + u_3^c) + ((u_2^b + u_3^c) \cdot n_2) \cdot n_2 \\ -\omega^2 u_3^c = -(u_2^b + u_3^c) + ((u_2^b + u_3^c) \cdot n_3) \cdot n_3 \end{cases} \quad (4.21)$$

In order to solve the system (A), we introduce the vector $z = \frac{n_1 \wedge n_2}{\|n_1 \wedge n_2\|}$ and write

$$u_i^a = \rho_i z + \sigma z \wedge n_i, \quad 1 \leq i \leq 3,$$

and

$$\rho_1 + \rho_2 + \rho_3 = 0$$

. We find for system (A) that the possible values for ω^2 are $\frac{1}{2}$, $\frac{3}{2}$, 2. We can solve the system (B) in the same coordinate system and we find the same eigenvalues.

We can thus conclude that the eigenvalues of the massive modes for the 3-generation cactus are $\omega^2 = \frac{1}{2}$, $\omega^2 = \frac{3}{2}$, $\omega^2 = 2$ and are doubly degenerate.

Moreover, the spectrum **does not** depend on the classical ground-state and the order from disorder phenomenon does not occur for this system.

4.2.3 Order by disorder in the p -generation cactus

We would like to see now if these results also apply to any finite cactus with p generations. The general structure of the calculations is as outlined in the previous paragraph. We also work within the linear space D_2^\perp whose definition is the natural generalisation of equations 4.13. Since D_2^\perp is stable under the linearized flow, we define a linear mapping of D_2^\perp which

sends any tangent vector u_i of D_2^\perp into the corresponding velocity v_i . An explicit calculation of the secular determinant for the $p = 4$ cactus is presented in Appendix C. The main conclusion is that for $p \geq 4$, the zero-point energy does depend on the classical ground-state configuration. An illustration of this is given on Figure 5 where the zero-point energy is plotted along a special curve on the classical ground-state manifold. This curve corresponds to the ground-states which originate from a coplanar configuration and are then obtained by rotating all the spins below site 2 (i.e sites 2,4,5,8,9,10,11) by an angle $\theta \in [0, \pi]$ around \vec{n}_2 . The zero-point energy is minimal for $\theta = \pi k$, (k integer) and maximal for $\theta = (k + \frac{1}{2})\pi$. Therefore, zero-point fluctuations favour coplanar states, and induce effective barriers between such states. We remark that all the planar ground-states are equivalent even after introducing zero-point fluctuations. This is because the Husimi cactus has a huge space-group which preserves both the Hamiltonian and the symplectic structure. For instance, consider one triangle α, β, γ in the bulk of the cactus (α being the top site of the triangle). If we exchange the sites β and γ and also all their descendants, it is clear the lattice is preserved. It is also clear that any coplanar ground-state may be mapped into any other by a finite sequence of such transformations. Now, Figure 5 also suggests that these degenerate coplanar states are connected by rather low effective energy barriers. Indeed, the height of the barrier is about 1% of the low energy excitation which is very low. We would have thought intuitively to a much higher barrier since we rotate all spin below sites 2. It indicates that the effective low energy landscape is rather flat and that tunnelling processes will play a very important role. On intuitive grounds, we expect these effective barriers to remain *finite* as the system size goes to infinity, since such a rotation around a given ancestor spin induces only *local* corrections to the small oscillation matrix (see appendix E3).

Another feature of the cactus is that this degeneracy lifting mechanism occurs *only* in the bulk of the cactus but not on the leaves. The 3-generation cactus appears in fact as a particular case because it is built only of leaves (the leaves are defined as the bottom boundary triangles). We have demonstrated these results for the 4-generation tree, but the conclusion still holds for a p -generation cactus ($p > 4$) by a straightforward induction proof. The special case of leaves is addressed in section 5.3.

This set of results suggests that physical properties of this system will be dominated at $T = 0$ by dramatic tunneling processes within the discrete set of coplanar classical ground-states. This will be the subject of further work [26].

A simpler example in the same class is what is referred to in the literature as the Delta chain. It consists of a chain of triangles linked by their vertices as shown in Figure 6. This system has been much studied and the specific heat was shown to have a double peak structure as in the Kagomé antiferromagnet [27]. Therefore, it was believed that an understanding of its properties can shed light on the Kagomé antiferromagnet. Theoretical

interests on this chain have also been enhanced by its experimental realization [28]. Many studies have been devoted to its extreme quantum version namely for $S = 1/2$ spins [27, 29, 30]. The ground-state is exactly known to be a dimer state [31]. The low lying excitations were found to be kink and antikink-type domain walls in the dimer singlet ground-state [29].

Our semi-classical analyses applies directly to an *open* Delta chain, and we find that coplanar ground-states minimize the spin-wave zero-point energy here as well.

5 A geometrical analysis of the spin dynamics on the Husimi cactus

5.1 Properties of the flow associated to rotations around a given spin

Let us consider one spin at a site labelled i . The infinitesimal rotation of angle ϵ around this spin defines a vector field on phase-space. More accurately, if the phase space is $(S^2)^N$ (with N the number of spins), a tangent vector \vec{m}_i to the configuration \vec{n}_i verifies $\vec{m}_i \cdot \vec{n}_i = 0$ ($i \in [1, \dots, N]$). If j is a descendant of i then $\vec{m}_j = \epsilon \vec{n}_i \wedge \vec{n}_j$ else $\vec{m}_j = 0$. We will characterize and analyze in the following the properties of these vector fields.

- The first and main property of these vector fields is that the energy is conserved along their flow in phase-space.
- Secondly, we may wonder if these vector fields can be associated to the symplectic flow of a fonction defined in phase-space (that would therefore commute with the Hamiltonian!). According to the previous section, we know that the answer to this issue is negative because a particular order is selected (indeed, if the hypothesis were true, it would imply that actual symmetry protects these internal rotations and therefore prevents any selection mechanism from acting). Nevertheless, we now prove it in a direct way. In a general manner, suppose we have a vector field U^i on a manifold and g_{ij} denotes the symplectic form in any coordinate system. We assume that:

$$\exists F \text{ such that } U^i = g^{ij} \partial_j F \quad (5.1)$$

It implies that $\forall i, \alpha_i = g_{ij} U^j = \partial_i F$, where α_i is a one-form. We consider the simple case of two spins \vec{n}_1 and \vec{n}_2 and take the rotation of \vec{n}_2 around \vec{n}_1 of angle ϵ . This defines a vector field $\vec{m}_1 = 0$; $\vec{m}_2 = \epsilon \vec{n}_1 \wedge \vec{n}_2$. If $d\vec{n}_1$ and $d\vec{n}_2$ are respectively tangent vectors to \vec{n}_1 and \vec{n}_2 then:

$$\begin{aligned} \alpha_1 \cdot d\vec{n}_1 + \alpha_2 \cdot d\vec{n}_2 &= -\vec{n}_1 \cdot (d\vec{n}_1 \wedge \vec{m}_1) - \vec{n}_2 \cdot (d\vec{n}_2 \wedge \vec{m}_2) \\ &= -\epsilon \vec{n}_2 \cdot (d\vec{n}_2 \wedge (\vec{n}_1 \wedge \vec{n}_2)) = \vec{n}_1 \cdot d\vec{n}_2 \end{aligned} \quad (5.2)$$

This property comes from

$$\alpha_i \cdot d\vec{n}^i = d\vec{n}^i g_{ij} U^j = \mathcal{G}(d\vec{n}_1, d\vec{n}_2)$$

where $\mathcal{G}(\cdot, \cdot)$ has been defined in (4.6). From (5.2), it appears that $\alpha_i d\vec{n}^i$ is not an exact differential because it is not closed. Indeed, the equivalent of the rotational is defined by

$$\partial_i \alpha_j - \partial_j \alpha_i = b_{ij}, \quad (5.3)$$

If $d\vec{n}_i$ and $\delta\vec{n}_i$ ($i \in [1, 2]$) are two tangent vectors to the point \vec{n}_i , then

$$b_{ij} d\vec{n}^i \delta n^j = d\vec{n}_1 \delta\vec{n}_2 - \delta\vec{n}_1 d\vec{n}_2 \neq 0 \quad (5.4)$$

We can therefore conclude that those flows associated to internal rotations around a given spin are not symplectic flows of functions defined on the phase-space despite they do not change the energy.

- Another interesting property that may be checked concerns the commutativity of the flows associated to two different rotations. Suppose, we first perform a rotation around a spin i and then a rotation around a spin j which is a descendant of spin i . This is not *a priori* obvious that the two operations commute. However, we have shown in the appendix D that this is the case.
- Finally, we want to mention another property of vector fields. Let us consider two internal rotations and their two associated vector fields say U and V . Suppose U corresponds to a rotation of angle ϵ around one spin \vec{n}_i and V to a rotation of angle η around one spin \vec{n}_j . If i and j are not comparable in the lattice hierarchy then $\mathcal{G}(U, V) = 0$. But if j is a descendant of i , then $\mathcal{G}(U, V)$ has no reason to be equal to 0.

Nevertheless, on the ground-state manifold, it is easy to verify that

$$\forall U, \forall V, \quad \mathcal{G}|_{\text{Ground-State}}(U, V) = 0 \quad (5.5)$$

This follows directly from the fact the ground-state property $\sum_i \vec{S}_i^{(a)}$, i indicating the three sites of a given triangle a . In more technical words, the submanifold of the ground-state manifold generated by these internal rotations is isotropic for the symplectic form.

5.2 Vector flow associated to internal rotations and Hamiltonian Flow

In this section, we want to clarify why the flow associated with these internal rotations does not in general commute with the Hamiltonian flow (except for the rotations of the leaves of

the Husimi tree). As we shall see, this is closely related to the non-vanishing of the 2-form b_{ij} (5.4).

5.2.1 General considerations

In this subsection, we derive some general considerations which will be useful for our problem. We consider a phase-space with a symplectic closed form \mathcal{G} (of components g_{ij}), a Hamiltonian H which is invariant under the flow associated to a vector field X . It reads as:

$$\mathcal{L}_X H = X^i \partial_i H = 0, \quad (5.6)$$

with \mathcal{L}_X the Lie derivative in the X direction. We also define Y to be the Hamiltonian vector field which therefore satisfies

$$Y^i = g^{ij} \partial_j H \quad (5.7)$$

The quantity we are interested in is the Lie bracket:

$$[X, Y]^i = X^j \partial_j Y^i - Y^j \partial_j X^i \quad (5.8)$$

By using the definitions (5.7,5.8) and the invariance of H under X (5.6), we can easily prove that:

$$\begin{aligned} [X, Y]^i &= - \left\{ -(\partial_j g^{ik}) X^j + g^{ij} (\partial_j X^k) + g^{jk} (\partial_j X^i) \right\} (\partial_k H) \\ &= -a^{ik} \partial_k H \end{aligned} \quad (5.9)$$

where we have defined $a^{ik} = -(\partial_j g^{ik}) X^j + g^{ij} (\partial_j X^k) + g^{jk} (\partial_j X^i)$.

The relation (5.9) can also be formulated as:

$$[X, Y]^i = -g^{ij} a_{jk} Y^k \quad (5.10)$$

with:

$$a_{ij} = g_{ik} a^{kl} g_{lj} = -a_{ji} = (\partial_k g_{ij}) X^k + g_{ik} (\partial_j X^k) + g_{kj} (\partial_i X^k) \quad (5.11)$$

We can therefore conclude that:

$$[X, Y] = 0 \iff a_{ij} Y^j = 0 \quad (5.12)$$

The 2-form a_{ij} plays a crucial role. We first restrict to the simplest hypothesis $\forall i, j \ a_{ij} = 0$. This condition has a simple interpretation in differential geometry and means that X is a Killing vector field [32]. It means that the symplectic form g_{ij} is invariant under the flow associated to X , *i.e.*

$$\mathcal{L}_X \mathcal{G} = 0$$

or in components:

$$(\partial_k g_{ij})X^k + g_{ik}(\partial_j X^k) + g_{kj}(\partial_i X^k) = 0 \quad (5.13)$$

Therefore $a_{ij} = 0 \iff \mathcal{L}_X \mathcal{G} = 0$. Moreover, if X is a Killing vector field, it is at least locally the flow associated to a conserved quantity F [32] (a conserved quantity because the flow of X leaves H invariant [§]).

From these generalities, we can conclude that a *sufficient* condition for the flow U associated to internal rotations to commute with the Hamiltonian flow is that U should be the flow of a conserved quantity. We have proved in section 5.1, that it cannot be true for our symplectic form.

Nevertheless, we must not forget that the condition (5.12) is weaker. In the Husimi cactus, we have $a_{ij} \neq 0$ as already suggested by eq. (5.4) and as will be seen further. A natural issue occurs, namely can we find a vector field X leaving the Hamiltonian invariant such that $a_{ij} \neq 0$ but $a_{ij}Y^j = 0$? Before analysing this question, let us make a pause to summarize the important consequences of the equivalences derived above.

The relation (5.12) implies the following statement:

In a system with a huge continuous classical degeneracy, the order from disorder phenomenon (induced by quantum fluctuations) will in almost cases occur unless these degeneracies are protected by true symmetries of the Hamiltonian. Note that here, order from disorder refers to degeneracy lifting within the ground-state manifold and not to the *global* behaviour of the system.

5.2.2 Application to the Husimi cactus

We now turn back to the question where $a_{ij} \neq 0$. Can we find in the Husimi cactus vector fields such that $a_{ij}Y^j = 0$? Suppose we consider the vector field X associated to the rotation of angle ϵ around \vec{n}_i of the vectors \vec{n}_j (\vec{n}_j are descendant spins of \vec{n}_i). The 2-form a_{ij} is also given by $\partial_i(g_{jk}X^k) - \partial_j(g_{ik}X^k)$ which corresponds to the 2-form b_{ij} defined in (5.3). Therefore, if \vec{u}_j and \vec{v}_j refer to two tangent vectors to the point \vec{n}_j , then according to relation (5.4),

$$a(u, v) = \sum_{j \geq i} \vec{u}_i \cdot \vec{v}_j - \vec{u}_j \cdot \vec{v}_i \quad (5.14)$$

where the notation $j \geq i$ means j descendant of i . We now consider the 1-form $\beta_i = a_{ij}V^j$, where V^j is the Hamiltonian flow at the point \vec{n}_j in phase-space. For the Husimi tree, it is

[§] To show that, we suppose $X^i = g^{ij}\partial_j F \iff \partial_i F = g_{ij}X^j$. By using the Schwartz equality $\partial_i\partial_j F = \partial_j\partial_i F$ and the Leibnitz rule, we prove the equivalence. Note that this also requires that g_{ij} is closed *i. e.* $\partial_i g_{jk} + \partial_j g_{ki} + \partial_k g_{ij} = 0$.

defined by:

$$\vec{v}_j = \sum_{k \in N_j} \vec{n}_k \wedge \vec{n}_j \quad (5.15)$$

where N_j means the nearest neighbours sites of j . Consequently,

$$\beta(u) \equiv a(u, v) = \sum_{j \geq i} \left\{ \sum_{k \in N_j} (\vec{n}_k \wedge \vec{n}_j) \right\} \vec{u}_i - \sum_{k \in N_i} (\vec{n}_k \wedge \vec{n}_i) \cdot \sum_{j \geq i} \vec{u}_j \quad (5.16)$$

This summation has absolutely no reason to vanish. We can thus conclude according to (5.12) that the Hamiltonian flow does not commute with the flow associated to internal rotations (except the case of the leaves of the Husimi tree as we will see in the next subsection). To analyze this phenomenon more precisely, we shall also consider the vicinity of an equilibrium state, and study the evolution of the small oscillation matrix under the action of the flow X associated to internal rotations. This has been developed extensively in appendix E. We only summarize the main results. First, we have recalled in appendix E1 how the variation of the oscillation matrix A under the flow X is connected to the 2-form a_{ij} :

$$(\mathcal{L}_X A)_{ij} = 0 \iff -a_{ik} A_j^k = 0 \quad (5.17)$$

$$\iff \forall u, v \quad a(u, Av) = 0 \quad (5.18)$$

It is another way of showing that the low-energy spectrum is invariant with the flow of X when X is a Killing vector field.

We have then applied this general formulation to the Husimi cactus in appendix E2 and proved explicitly that the oscillation matrix is not invariant under the flow associated to internal rotations (see eq:(E.15)).

And finally, in appendix E3, we have compared the oscillation matrices for two configurations connected by an internal rotation and shed light on the general dependence of the low energy spectrum with the angle of the rotations.

5.3 Case of the leaves of the Husimi tree

We now treat the problem of the leaves of the tree. We consider one leaf $(\vec{n}_0, \vec{n}_1, \vec{n}_2)$ with (\vec{n}_1, \vec{n}_2) the two edge spins. We have seen in appendix B that the degeneracy still holds. According to our geometrical discussion in subsection 5.1, this degeneracy must therefore be associated to a conserved quantity.

For one triangle, the Hamiltonian simply reduces to

$$H = (\vec{n}_0 + \vec{n}_1 + \vec{n}_2)^2 \quad (5.19)$$

This degeneracy still occurs because the quantity $(\vec{n}_1 + \vec{n}_2)^2$ commutes with the Hamiltonian (under Poisson brackets). Indeed, the symplectic flow associated to $(\vec{n}_1 + \vec{n}_2)^2$ is given by

$$\begin{cases} \frac{d\vec{n}_1}{d\lambda} = \vec{n}_2 \wedge \vec{n}_1 \\ \frac{d\vec{n}_2}{d\lambda} = \vec{n}_1 \wedge \vec{n}_2 \\ \frac{d\vec{n}_i}{d\lambda} = 0 \text{ if } i \notin \{1, 2\} \end{cases} \quad (5.20)$$

where λ is the parameter associated to the transformation. Therefore,

$$\frac{d(\vec{n}_1 + \vec{n}_2)}{d\lambda} = 0 \quad \text{and} \quad \frac{dH}{d\lambda} = 0 \quad (5.21)$$

It is worth noticing that such a transformation cannot be in general identified with all the rotations we may imagine, namely:

- a rotation around \vec{n}_0
- a rotation around \vec{n}_0^0 excluding \vec{n}_0
- a rotation around \vec{n}_0^0 including \vec{n}_0

Here, \vec{n}_i^0 denotes an equilibrium value, and we assume \vec{n}_i is close to \vec{n}_i^0 . The only exception corresponds to $(\vec{n}_1 + \vec{n}_2)$ colinear to \vec{n}_0 for the first case and to \vec{n}_0^0 for the last two cases.

Furthermore, we can prove explicitly that the order from disorder phenomenon does not apply for the leaves of the cactus. We will simply check in the following that the flow associated to the function $f = (\vec{n}_1 + \vec{n}_2)^2$ commutes with the Hamiltonian flow. If we replace in Figure 7, the application R by f , we have therefore to show (using the same notations) that $\xi = \tilde{\xi}$.

We consider an infinitesimal transformation associated to the fonction $f = (\vec{n}_1 + \vec{n}_2)^2$. Therefore,

$$(\vec{n}_1; \vec{n}_2) \longrightarrow (\vec{n}_1 + \epsilon \vec{n}_2 \wedge \vec{n}_1; \vec{n}_2 + \epsilon \vec{n}_1 \wedge \vec{n}_2)$$

Let us consider a tangent vector $(\vec{\eta}_1, \vec{\eta}_2)$ to $(\vec{n}_1; \vec{n}_2)$ in phase-space. The symplectic transformation f implies that:

$$(\vec{n}_1 + \vec{\eta}_1; \vec{n}_2 + \vec{\eta}_2) \longrightarrow (\vec{n}_1 + \vec{\eta}_1 + \epsilon \vec{n}_2 \wedge \vec{n}_1 + \epsilon \vec{n}_2 \wedge \vec{\eta}_1 + \epsilon \vec{\eta}_2 \wedge \vec{n}_1; \vec{n}_2 + \vec{\eta}_2 + \epsilon \vec{n}_1 \wedge \vec{n}_2 + \epsilon \vec{n}_1 \wedge \vec{\eta}_2 + \epsilon \vec{\eta}_1 \wedge \vec{n}_2) \quad (5.22)$$

Therefore

$$(\vec{\eta}_1; \vec{\eta}_2) \longrightarrow (\vec{\psi}_1; \vec{\psi}_2) = (\vec{\eta}_1 + \epsilon \vec{n}_2 \wedge \vec{\eta}_1 + \epsilon \vec{\eta}_2 \wedge \vec{n}_1; \vec{\eta}_2 + \epsilon \vec{n}_1 \wedge \vec{\eta}_2 + \epsilon \vec{\eta}_1 \wedge \vec{n}_2) \quad (5.23)$$

The Hamiltonian flow in the initial configuration defines the $\vec{\xi}_i$ $i \in \{0, 1, 2\}$ as follows

$$\begin{cases} \vec{\xi}_0 = -\vec{n}_0^0 \wedge [\vec{\eta}_0 + \vec{\eta}_1 + \vec{\eta}_2 + \vec{\eta}_0 + \vec{\eta}_{-1} + \vec{\eta}_{-2}] \\ \vec{\xi}_1 = -\vec{n}_1^0 \wedge [\vec{\eta}_0 + \vec{\eta}_1 + \vec{\eta}_2] \\ \vec{\xi}_2 = -\vec{n}_2^0 \wedge [\vec{\eta}_0 + \vec{\eta}_1 + \vec{\eta}_2] \end{cases} \quad (5.24)$$

where the sites (-1) and (-2) are the NN of site (0) , in the ancestor triangle.

Because of $\vec{\psi}_0 = \vec{\eta}_0$ and $\vec{\psi}_1 + \vec{\psi}_2 = \vec{\eta}_1 + \vec{\eta}_2$, we have

$$\vec{\eta}_T = [\vec{\eta}_0 + \vec{\eta}_1 + \vec{\eta}_2] = \vec{\psi}_T = [\vec{\psi}_0 + \vec{\psi}_1 + \vec{\psi}_2]$$

Therefore, following the notations of Figure 7,

$$\begin{cases} \vec{\chi}_0 = -\vec{n}_0^0 \wedge [\vec{\eta}_T + \vec{\eta}_0 + \vec{\eta}_{-1} + \vec{\eta}_{-2}] \\ \vec{\chi}_1 = -[\vec{n}_1^0 + \epsilon \vec{n}_2^0 \wedge \vec{n}_1^0] \wedge \vec{\eta}_T \\ \vec{\chi}_2 = -[\vec{n}_2^0 + \epsilon \vec{n}_1^0 \wedge \vec{n}_2^0] \wedge \vec{\eta}_T \end{cases} \quad (5.25)$$

By applying the inverse transformation of f to the vectors χ_i , we can easily prove that

$$\forall j \quad \tilde{\xi}_j = f^{-1}(\vec{\chi}_j) = \xi_j \quad (5.26)$$

Therefore, the existence of a true symmetry (associated to $(\vec{n}_1 + \vec{n}_2)^2$) leads to the absence of order from disorder for all the spins belonging to the edge of the Husimi cactus. Note that it is in complete agreement with the geometric vision of order from disorder developed along this paper.

6 Summary, Conclusions and perspectives

Our main conclusions have been in fact already presented in the Introduction. The main result of this work is to show that continuous degeneracies which are not enforced by continuous symmetries of the Hamiltonian are more fragile quantum-mechanically than under the action of classical thermal fluctuations. This is because classical thermal fluctuations are not sensitive to the underlying Poisson bracket structure which is of course crucial for quantization. To put this work in perspective, we give in a Table 1 a summary of what we believe is the present status of three closely related systems: the Kagomé, the pyrochlore lattices and the Husimi cactus. The first line of the Table 1 refers to the local analysis of degeneracy lifting. We have included both thermal and quantum fluctuations. Note that the degeneracy lifting mechanism is quite different between the “real” lattices and the Husimi cactus. For the former, optimal states are the ones which maximize the number of zero modes. This generates a discrete subset of classical ground-states (namely the coplanar states for the Kagomé lattice and the colinear states for the pyrochlore lattice), within which a finer selection may occur (for instance favouring an ordered state on the Kagomé lattice). Note that the zero mode counting mechanism does not introduce much difference between classical thermal fluctuations and quantum zero-point fluctuations. However, the residual finer selection is sensitive to whether the system is classical or quantum mechanical.

This mechanism is of course not available on the Husimi cactus, for which the number of zero modes is independent of the ground-state configuration. The second line of the table summarizes the global selection effects namely whether the system remains or not close to any of the favoured ground-states.

Two extensions of the present work may be considered. The first one would be to set-up a similar semi-classical analysis for systems in which the number of zero modes actually depends on the ground-state configuration. As we have just mentioned, this would be more relevant to “real” systems such as the Kagomé or the pyrochlore lattices. The other direction would be to take advantage of the simpler phase-space structure on the cactus to analyze tunneling processes within the discrete set of coplanar ground-states. As usual, these effects are sensitive for instance to the value of the quantum spin S [33], and a rich pattern of possible quantum phases as S varies may occur in such a system. Numerical diagonalizations would therefore be very instructive, specially if performed for several values of the spin S .

Acknowledgements: We would like to thank P. Azaria and F. Mila for several interesting discussions concerning this work.

	Classical Husimi cactus	Quantum Husimi cactus
Local degeneracy lifting	No <i>this work</i>	Yes (coplanar) <i>this work</i>
Global selection	No [18]	No [18]

	Classical Kagomé	Quantum kagomé
Local degeneracy lifting	Coplanar or ordered [10]	Ordered [7]-[11]
Global selection	Coplanar states [10]	No (Spin Liquid) [13]

	Classical Pyrochlore	Quantum Pyrochlore
Local degeneracy lifting	Colinear state [34]	Colinear state
Global selection	No [12]	No (Spin Liquid) [12, 14]

Table 1: Status of the ground-states of the classical and quantum Heisenberg model on the Husimi, Kagomé and pyrochlore lattices with respect to local or global selection phenomena

A Low energy spectrum along the Planar-AF transition

We suppose $\frac{D}{J} - \Delta + 1 = 0$ with $\Delta > 0$. Because of the AF behaviour, we use the decomposition $\vec{S}_n = (-1)^n \vec{\sigma}_n + a \vec{l}_n$ with $\vec{\sigma}_n \cdot \vec{l}_n = 0$. a represents the lattice constant. Because of the anisotropy in the z direction, we are forced to separate $\vec{\sigma}_n$ and \vec{l}_n in two parts:

$$\vec{\sigma}_n = \vec{\sigma}_n^\perp + \vec{\sigma}_n^z ; \quad \vec{l}_n = \vec{l}_n^\perp + \vec{l}_n^z$$

We can write the equations satisfied by these four vectors (we directly take the continuum limit):

$$\frac{d\vec{\sigma}^\perp}{dt} = 4aJ(\vec{l}^\perp \wedge \vec{\sigma}^z) + Da^3(\vec{l}^\perp \wedge \frac{\partial^2 \vec{\sigma}^z}{\partial x^2}) + 4a(D+J)(\vec{l}^z \wedge \vec{\sigma}^\perp) \quad (\text{A.1})$$

$$\frac{d\vec{\sigma}^z}{dt} = 4aJ(\vec{l}^\perp \wedge \vec{\sigma}^\perp) \quad (\text{A.2})$$

$$\frac{d\vec{l}^\perp}{dt} = -(D+J)a^2(\frac{\partial^2 \vec{\sigma}^z}{\partial x^2} \wedge \vec{\sigma}^\perp) - Ja^2(\frac{\partial^2 \vec{\sigma}^\perp}{\partial x^2} \wedge \vec{\sigma}^z) \quad (\text{A.3})$$

$$\frac{d\vec{l}^z}{dt} = -Ja^2(\frac{\partial^2 \vec{\sigma}^\perp}{\partial x^2} \wedge \vec{\sigma}^\perp) \quad (\text{A.4})$$

As in section 2, we are looking for solutions around $\vec{S}^0 = S(\cos \theta \vec{z} + \sin \theta \vec{u})$ with $\vec{u} \cdot \vec{u} = 1$ and $\vec{u} \cdot \vec{z} = 0$. We write $\vec{S} = \vec{S}^0 + \delta \vec{S}$ where $\delta \vec{S} = (-1)^n \delta \vec{\sigma} + a \vec{l}$. Using the above equations we obtain the following system for $\delta \vec{\sigma}^z, \delta \vec{\sigma}^\perp, \vec{l}^z, \vec{l}^\perp$:

$$\frac{d\delta \vec{\sigma}^\perp}{dt} = 4aJS(\vec{l}^\perp \wedge \cos \theta \vec{z}) + 4a(D+J)S(\vec{l}^z \wedge \vec{u} \sin \theta) \quad (\text{A.5})$$

$$\frac{d\delta \vec{\sigma}^z}{dt} = 4aJS(\vec{l}^\perp \wedge \cos \theta \vec{z}) \quad (\text{A.6})$$

$$\frac{d\vec{l}^\perp}{dt} = -(D+J)a^2S \sin \theta (\frac{\partial^2 \delta \vec{\sigma}^z}{\partial x^2} \wedge \vec{u}) - Ja^2S \cos \theta (\frac{\partial^2 \delta \vec{\sigma}^\perp}{\partial x^2} \wedge \vec{z}) \quad (\text{A.7})$$

$$\frac{d\vec{l}^z}{dt} = -Ja^2S \sin \theta (\frac{\partial^2 \delta \vec{\sigma}^\perp}{\partial x^2} \wedge \vec{u}) \quad (\text{A.8})$$

We use the following form for $\delta \vec{\sigma}$ and \vec{l} :

$$\begin{aligned} \delta \vec{\sigma} &= [A\vec{z} \wedge \vec{u} + B\vec{w}] \exp i(kx - \omega t) \\ \vec{l} &= [C\vec{z} \wedge \vec{u} + E\vec{w}] \exp i(kx - \omega t) \end{aligned} \quad (\text{A.9})$$

where $\vec{w} = -\sin \theta \vec{z} + \cos \theta \vec{u}$. Using the basis $(\vec{z}, \vec{u}, \vec{v} = \vec{z} \wedge \vec{u})$, and the system (A.5-A.8), we obtain four equations:

$$i\omega B = -4aJC \quad (\text{A.10})$$

$$i\omega A = 4E[J + D \sin^2 \theta] \quad (\text{A.11})$$

$$i\omega E = -J(ka)^2 A \quad (\text{A.12})$$

$$i\omega C = (J + D \sin^2 \theta)(ka)^2 B \quad (\text{A.13})$$

The resolution of this simple system gives the dispersion relation

$$\omega = \pm 2JS(ka) \sqrt{1 + \frac{D}{J} \sin^2 \theta} \quad (\text{A.14})$$

with $\frac{D}{J} = \Delta - 1$.

B Vectors associated to the spectrum for the 3-generation cactus

In this appendix, we are looking for vectors $u_i \in (D_1)^\perp$ such that:

$$\begin{aligned} i) \quad & \forall i, u_i \cdot n_i = 0 \\ ii) \quad & \forall \delta n_i \in D_1, \sum_i n_i \cdot (\delta n_i \wedge u_i) = 0 \end{aligned} \quad (\text{B.1})$$

where D_1 is defined by (4.11). We first determine the symplectic orthogonal of the subspace D_2 defined by the solutions of the homogeneous equations:

$$\begin{aligned} \delta n_1 + \delta n_2 + \delta n_3 &= 0 \\ \delta n_2 + \delta n_4 + \delta n_5 &= 0 \\ \delta n_3 + \delta n_6 + \delta n_7 &= 0 \end{aligned} \quad (\text{B.2})$$

We have obviously $D_2 \subset D_1$. Therefore the symplectic orthogonal of D_1 is included in the one of D_2 . It is easier to work with the submanifold D_2 since D_2 is defined by an intersection of subspaces defined by only one condition:

$$D_2^a = \{\delta n_i / \sum_{i \in \Delta^a} \delta n_i^a = 0\}$$

where a indicates the a^{th} triangle and $i \in \{1, 2, 3\}$. Hence $D_2 = \bigcap_a D_2^a$. Therefore the symplectic orthogonal of D_2 is given by:

$$D_2^\perp = \bigoplus_a (D_2^a)^\perp$$

since the symplectic form is non-degenerate. This elementary algebra has interesting consequences because we have only to work on one triangle. Indeed, the first thing to notice is that a vector u_i tangent to an equilibrium configuration n_i and belonging to $(D_2^a)^\perp$ vanishes on all the sites which do not belong to the triangle labelled by a . To show this, we remark that any tangent vector δn_i for which $\delta n_1^a = \delta n_2^a = \delta n_3^a = 0$ belongs to D_2^a . So u_i has to be orthogonal to all such δn_i 's. More precisely, this implies $\sum_{i \notin \Delta^a} n_i \cdot (\delta n_i \wedge u_i) = 0$ for any set of δn_i defined for $i \notin \Delta^a$ (and of course $\delta n_i \cdot n_i = 0$). Since $u_i \cdot n_i = 0$, this implies that $u_i = 0$ for any $i \notin \Delta^a$. Therefore, we have only to determine u_i for $i \in \Delta^a$. For this, it is convenient to consider a unit vector z^a normal to the plane containing (n_1^a, n_2^a, n_3^a) (note that $\sum_{i=1}^3 n_i^a = 0$). The tangent vectors δn_i and u_i to n_i restricted to the plaquette Δ^a are then conveniently expressed as:

$$u_i = \rho_i z^a + \sigma_i (z^a \wedge n_i^a) \quad (\text{B.3})$$

$$\delta n_i^a = \lambda_i z^a + \mu_i (z^a \wedge n_i^a) \quad (\text{B.4})$$

After an elementary algebra (using $n_i^a \cdot n_j^a = -1/2$ for $i \neq j$), we find that D_2^a restricted to Δ^a is the set of tangent vectors δn_i^a such that $\lambda_1 + \lambda_2 + \lambda_3 = 0$ and $\mu_1 = \mu_2 = \mu_3$. This can be shown to imply that $\rho_1 + \rho_2 + \rho_3 = 0$ and $\sigma_1 = \sigma_2 = \sigma_3$. So $(D_2^a)^\perp$ is the subspace of D_2^a of tangent vectors which vanish everywhere but on the triangle Δ^a . To summarize, and changing notation slightly, for each triangle Δ^a containing the sites $\alpha(a), \beta(a), \gamma(a)$, the tangent vectors u_i^a in $(D_2^a)^\perp$ are defined by:

$$\begin{aligned} i) \quad & \forall i, \quad u_i^a \cdot n_i = 0 \\ ii) \quad & u_i^a = 0 \quad \forall i \neq \alpha(a), \beta(a), \gamma(a) \\ iii) \quad & u_{\alpha(a)}^a + u_{\beta(a)}^a + u_{\gamma(a)}^a = 0 \end{aligned} \quad (\text{B.5})$$

One vector of D_2^\perp is written naturally as $u_i = \sum_a u_i^a$.

In order to form D_1^\perp , we have just to impose the orthogonality to the particular solutions of the inhomogeneous equations (4.11). The symplectic form of a vector u in D_2^\perp with a tangent vector $\{\delta n\}$ equals:

$$\mathcal{G}[u, \delta n] = - \sum_a \sum_i n_i \cdot (u_i^a \wedge \delta n_i) \quad (\text{B.6})$$

According to (B.5), $u_i^a = 0$ if i does not belong to the triangle a , we can therefore focus on one particular triangle a . With the same notations as before, the contribution of the triangle a to the symplectic form reads as:

$$\mathcal{G}[u^a, \delta n] = -\sigma(\lambda_1 + \lambda_2 + \lambda_3) + \rho_1 \mu_1 + \rho_2 \mu_2 + \rho_3 \mu_3 \quad (\text{B.7})$$

It is then easy to show that the symplectic form $\mathcal{S}[u^a, \delta n]$ depends *only* on the sum $\delta n_1 + \delta n_2 + \delta n_3$

$$\mathcal{G}[u^a, \delta n] = (\delta n_1^a + \delta n_2^a + \delta n_3^a) \cdot \left[\frac{2}{3} \sum_i u_i^a \wedge n_i^a + \sigma z^a \right] \quad (\text{B.8})$$

The main point is that the sum $\delta n_1 + \delta n_2 + \delta n_3$ is just the quantity involved in the equations (4.11). The dimension of $(D_2)^\perp$ is 9. For $(D_1)^\perp$, we have three more conditions. Its dimension is therefore 6 and we have consequently only three independent massive modes. More explicitly, for the 3-generation cactus (see Figure 3 for notations), $(D_1)^\perp$ is parametrized by:

$$\begin{aligned} \sigma^a, \sigma^b, \sigma^c \\ \rho_1^a + \rho_2^a + \rho_3^a &= 0 \\ \rho_2^b + \rho_4^b + \rho_5^b &= 0 \\ \rho_3^c + \rho_6^c + \rho_7^c &= 0 \end{aligned} \quad (\text{B.9})$$

and they are constrained by:

$$\begin{aligned} n_1 \cdot \left[\frac{2}{3} z^b \wedge (\rho_2^b n_2 + \rho_4^b n_4 + \rho_5^b n_5) - \sigma^b z^b \right] + \\ n_1 \cdot \left[\frac{2}{3} z^c \wedge (\rho_3^c n_3 + \rho_6^c n_6 + \rho_7^c n_7) - \sigma^c z^c \right] = 0 \\ n_2 \cdot \left[\frac{2}{3} z^b \wedge (\rho_2^b n_2 + \rho_4^b n_4 + \rho_5^b n_5) - \sigma^b z^b \right] = 0 \\ n_3 \cdot \left[\frac{2}{3} z^c \wedge (\rho_3^c n_3 + \rho_6^c n_6 + \rho_7^c n_7) - \sigma^c z^c \right] = 0 \end{aligned} \quad (\text{B.10})$$

C Vectors associated to the spectrum for the 4-generation cactus

We consider the 4-generation cactus whose sites and triangles have been labelled following Figure 4. We follow exactly the same construction as for the 3-generation cactus. We thus define vectors u_i^α $i \in [1, \dots, 15]$; $\alpha \in \{a, \dots, g\}$ such that

$$\begin{aligned} u_i^\alpha \cdot n_i &= 0 \\ u_i^\alpha &= 0 \text{ if } i \text{ is not a site belonging to the } \alpha^{\text{th}} \text{ triangle} \\ \sum_i u_i^\alpha &= 0, \text{ } i \text{ is a site of the } \alpha^{\text{th}} \text{ triangle} \end{aligned} \quad (\text{C.1})$$

The vectors u define the symplectic orthogonal D_2^\perp of the degenerate submanifold D_2 . The subspace D_2^\perp is stable under the linearized hamiltonian flow. This defines vectors v_i^α as:

$$v_j^a = (u_2^b + u_3^c) \wedge n_j, \quad j \in \{1, 2, 3\}$$

$$\begin{aligned}
v_j^b &= (u_2^a + u_4^d + u_5^e) \wedge n_j, \quad j \in \{2, 4, 5\} \\
v_j^c &= (u_3^a + u_6^f + u_7^g) \wedge n_j, \quad j \in \{3, 6, 7\} \\
v_j^d &= (u_4^b) \wedge n_j, \quad j \in \{4, 7, 9\} \\
v_j^e &= (u_5^b) \wedge n_j, \quad j \in \{5, 10, 11\} \\
v_j^f &= (u_6^c) \wedge n_j, \quad j \in \{6, 12, 13\} \\
v_j^g &= (u_7^c) \wedge n_j, \quad j \in \{7, 14, 15\}
\end{aligned} \tag{C.2}$$

As in the previous case, we can show that the vectors v are in fact in the submanifold D_1^\perp . In order to find the eigenvalues of the flow associated to the vectors u , we consider the square of the linearized hamiltonian flow application. We have therefore the following system to solve:

$$-\omega^2 u_j^a = \left[(u_2^a + u_4^d + u_5^e) \wedge n_2 + (u_3^a + u_6^f + u_7^g) \wedge n_3 \right] \wedge n_j, \quad j \in \{1, 2, 3\} \tag{C.3}$$

$$-\omega^2 u_j^b = \left[(u_2^b + u_3^c) \wedge n_2 + u_4^b \wedge n_4 + u_5^b \wedge n_5 \right] \wedge n_j, \quad j \in \{2, 4, 5\} \tag{C.4}$$

$$-\omega^2 u_j^c = \left[(u_2^b + u_3^c) \wedge n_3 + u_6^c \wedge n_6 + u_7^c \wedge n_7 \right] \wedge n_j, \quad j \in \{3, 6, 7\} \tag{C.5}$$

$$-\omega^2 u_j^d = \left[(u_2^a + u_4^d + u_5^e) \wedge n_4 \right] \wedge n_j, \quad j \in \{4, 8, 9\} \tag{C.6}$$

$$-\omega^2 u_j^e = \left[(u_2^a + u_4^d + u_5^e) \wedge n_5 \right] \wedge n_j, \quad j \in \{5, 10, 11\} \tag{C.7}$$

$$-\omega^2 u_j^f = \left[(u_3^a + u_6^f + u_7^g) \wedge n_6 \right] \wedge n_j, \quad j \in \{6, 12, 13\} \tag{C.8}$$

$$-\omega^2 u_j^g = \left[(u_3^a + u_6^f + u_7^g) \wedge n_7 \right] \wedge n_j, \quad j \in \{7, 14, 15\} \tag{C.9}$$

Let us notice a rather surprising fact: this sytem divides into two subsystems of independent variables. The first subset contains equations (C.4,C.5) associated to triangles (b), (c), the second subsystem contains equations (C.3),(C.5-C.9). Therefore, these equations connect next nearest neighbour triangles to each other. This property is clearly general and does not depend upon the number of generations of the Husimi cactus. This is associated to the fact that we consider the square of the Hamiltonian flow application.

We first consider the systems of equations (C.4,C.5) related to triangle (b) and (c). We define a system of coordinates where:

$$n_1 = (1, 0, 0); \quad n_2 = \left(-\frac{1}{2}, \frac{\sqrt{3}}{2}, 0\right); \quad n_3 = \left(-\frac{\sqrt{3}}{2}, -\frac{1}{2}, 0\right),$$

where $z^a = (0, 0, 1)$ is a vector orthogonal to the plane containing n_1, n_2, n_3 and is linked to triangle (a). In a similar manner, we can define vectors z^b, z^c associated to triangles (b) and (c). The vectors u decompose on this basis as follows:

$$\begin{aligned}
u_i^b &= \rho_i^b z^b + \sigma^b (z^b \wedge n_i^b), \quad i \in \{2, 4, 5\} \quad \text{with} \quad \sum_i \rho_i^b = 0 \\
u_j^c &= \rho_j^c z^c + \sigma^c (z^c \wedge n_j^c), \quad j \in \{3, 6, 7\} \quad \text{with} \quad \sum_j \rho_j^c = 0
\end{aligned} \tag{C.10}$$

We first consider the equation (C.4) with $j = 2$:

$$\omega^2 u_2^b - (u_2^b + u_3^c) + n_2 \cdot (u_2^b \cdot n_2 + u_3^c \cdot n_2) + \frac{1}{2}(u_4^b + u_5^b) + n_4 \cdot (u_4^b \cdot n_2) + n_5 \cdot (u_5^b \cdot n_2) = 0 \quad (\text{C.11})$$

We then use the properties of the vectors u_i , namely $u_2^b + u_4^b + u_5^b = 0$ and $u_2^b \cdot n_2 = 0$. We project this equation on the $z \wedge n_2$ axis and use the relations:

$$\begin{aligned} u_4^b \cdot n_2 &= -\frac{\sqrt{3}}{2} \sigma^b \\ u_5^b \cdot n_2 &= \frac{\sqrt{3}}{2} \sigma^b \end{aligned}$$

The vectors z^b and z^c can be parametrised respectively with the angles θ_b and θ_c which represent the angles made with z_a . Therefore, we have

$$\begin{aligned} z^b &= \left(\epsilon^b \frac{\sqrt{3}}{2} \sin(\theta_b), \epsilon^b \frac{1}{2} \sin(\theta_b), \cos(\theta_b) \right) \\ z^c &= \left(\epsilon^c \frac{\sqrt{3}}{2} \sin(\theta_c), -\epsilon^c \frac{1}{2} \sin(\theta_c), \cos(\theta_c) \right) \end{aligned}$$

with $\epsilon^b, \epsilon^c = \pm 1$. After projection on the $z \wedge n_2$ axis, the equation (C.11) becomes:

$$\begin{aligned} (\omega^2 - 3)\sigma^b &+ \sigma^c \left[\frac{1}{2} \cos \theta_b \cos \theta_c + \epsilon^b \epsilon^c \sin \theta_b \sin \theta_c \right] \\ &+ \rho_3^c \left[\frac{1}{2} \epsilon^c \cos \theta_b \sin \theta_c - \epsilon^b \sin \theta_b \cos \theta_c \right] = 0 \end{aligned} \quad (\text{C.12})$$

Using similar algebra, we project (C.11) on the z^b axis and obtain

$$\begin{aligned} (\omega^2 - \frac{3}{2})\rho_2^b &- \rho_3^c \left[\cos \theta_b \cos \theta_c + \epsilon^b \epsilon^c \sin \theta_b \sin \theta_c \right] \\ &+ \sigma^c \left[\epsilon^c \cos \theta_b \sin \theta_c - \frac{\epsilon^b}{2} \sin \theta_b \cos \theta_c \right] = 0 \end{aligned} \quad (\text{C.13})$$

If we consider equation (C.4) with $j = 4, 5$, we obtain equations compatible with equations (C.12, C.13). We can treat the system (C.5) in a similar way and we obtain in this case:

$$\begin{aligned} (\omega^2 - 3)\sigma^c &+ \sigma^b \left[\frac{1}{2} \cos \theta_b \cos \theta_c + \epsilon^b \epsilon^c \sin \theta_b \sin \theta_c \right] \\ &+ \rho_2^b \left[\frac{1}{2} \epsilon^b \cos \theta_c \sin \theta_b - \epsilon^c \sin \theta_c \cos \theta_b \right] = 0 \end{aligned} \quad (\text{C.14})$$

$$\begin{aligned} (\omega^2 - \frac{3}{2})\rho_3^c &- \rho_2^b \left[\cos \theta_b \cos \theta_c + \epsilon^b \epsilon^c \sin \theta_b \sin \theta_c \right] \\ &+ \sigma^b \left[\epsilon^b \cos \theta_c \sin \theta_b - \frac{\epsilon^c}{2} \sin \theta_c \cos \theta_b \right] = 0 \end{aligned} \quad (\text{C.15})$$

In the coplanar case ($\theta_b = \theta_c = 0$), we obtain the following eigenvalues for ω^2 : $\frac{1}{2}$, $\frac{5}{2}$, $\frac{7}{2}$ with double degeneracy. When ($\theta_b, \theta_c \neq 0$), we have to compute the eigenvalues of a 4×4 matrix. The characteristic polynomial reads:

$$\begin{aligned} \mathcal{P}(w^2 = X, \theta_1, \theta_2) = & X^4 - 9X^3 + 28X^2 - \left(36 + \frac{9}{8}(\cos^2 \theta_b + \cos^2 \theta_c)\right) X \quad (\text{C.16}) \\ & + \frac{175}{16} - \frac{45}{16} \sin^2 \theta_b \sin^2 \theta_c + \frac{63}{16}(\sin^2 \theta_b + \sin^2 \theta_c) - \frac{9}{4} \cos \theta_b \cos \theta_c \sin \theta_b \sin \theta_c \end{aligned}$$

and therefore depends on the ground-state !

Notice that this result is in apparent contradiction with the case of the 3-generation cactus where the spectrum does not depend on the ground-state. In the 4-generation cactus, a selection mechanism holds. It is easy from (C.16) to see that the configuration minimizing the energy is the planar one ($\theta_b = \theta_c = 0$). Under these conditions we find four eigenvalues $w^2 = \frac{1}{2}^{(1)}$, $\frac{5}{2}^{(2)}$, $\frac{7}{2}^{(1)}$.

Therefore, the spins belonging to the triangles (a), (b), (c) are coplanar. Rather than solving the heavy system of equations (C.3),(C.6-C.9), we can use an extension of the result proved in the previous appendix. Indeed, if we consider one centered triangle b connected to three free triangles by its vertices. The results of appendix B extend in a straightforward way, and no selection mechanism is found in this system with 9 spins. Therefore, the three pairs of spins can rotate independently. If we apply this result to triangles (b), (a), (d), (e) (b being the centered triangle), we find that the spins (8, 9) and (10, 11) are free to rotate though the spins of triangle (a) are fixed. Consequently, to summarize, there is no selection mechanism in the leaves of the Husimi tree!

D Lie brackets between vectors fields associated to internal rotations

In this appendix, we check in a pedestrian way that the flow associated to two different internal rotations commute. In the Husimi tree, we consider $R_i(\theta)$ and $R_j(\eta)$, with $R_i(\theta)$ the rotation of angle θ around \vec{n}_i . Three cases have to be looked upon. We have therefore to compare the result of the application $R_i(\theta)R_j(\eta)$ with $R_j(\eta)R_i(\theta)$ on a vector \vec{n}_k ($k \neq i, j$).

- If i and j are not connected by a descendance relation, the result is trivial.
- If k is between i and j , then

$$\begin{aligned} R_i(\theta)R_j(\eta)(\vec{n}_k) &= R_i(\theta)(\vec{n}_k) \\ R_j(\eta)R_i(\theta)(\vec{n}_k) &= R_i(\theta)(\vec{n}_k), \end{aligned} \quad (\text{D.1})$$

which ensures the result.

- If k is below both i and j , the result is *a priori* less trivial. Let us assume that i is an ancestor of j . We have to compare:

$$R[\vec{n}_i, \theta]R[\vec{n}_j, \eta)](\vec{n}_k) \quad \text{and} \quad R[R(\vec{n}_i, \theta)(\vec{n}_j); \eta]R[\vec{n}_i, \theta](\vec{n}_k) \quad (\text{D.2})$$

where $R[\vec{n}, \alpha]$ denotes the rotation of angle α around \vec{n} .

A little algebra shows that this property indeed holds and that the two quantities defined in (D.2) are equal.

E Vicinity of the equilibrium manifold

E.1 General point of view

We first analyze the vicinity of a sub-manifold \mathcal{E} of equilibrium state of an Hamiltonian H . Therefore, \mathcal{E} is defined by:

$$x \in \mathcal{E} \iff \begin{cases} H(x) = 0 \\ \partial_i H(x) = 0 \end{cases} \quad (\text{E.1})$$

Let $x_0 \in \mathcal{E}$. We consider a small deviation around x_0 and thus write $x^i = x_0^i + y^i$ with $\|y\| \ll \|x_0\|$. The equation of motion for y is:

$$\frac{dy^i}{dt} = g^{ij}(x_0 + y)\partial_j H(x_0 + y) \quad (\text{E.2})$$

Using $\|y\| \ll \|x_0\|$, this equation becomes:

$$\frac{dy^i}{dt} = g^{ij}(x_0)\partial_j \partial_k H(x_0)y^k + O(y^2) \quad (\text{E.3})$$

Defining $A^i_j(x_0) = g^{ij}(x_0)\partial_j \partial_k H(x_0)$, the linearized equation of motion around x^0 simply reads:

$$\frac{dy^i}{dt} = A^i_j(x_0)y^j \quad (\text{E.4})$$

It is worth noticing that A^i_j is *not* in general a tensor. It can be checked easily that $\partial_j \partial_k H$ does not transform in a covariant way under coordinate transformations. However, if we restrict ourselves to the submanifold \mathcal{E} , the matrix $A^i_j(x_0)$ does define a tensor. Let us now express the invariance of A under the flow associated to X on the submanifold \mathcal{E} :

$$\mathcal{L}_X A = 0 \iff (\partial_k A^i_j)X^k + A^i_k \partial_j X^k - A^k_j \partial_k X^i = 0 \quad (\text{E.5})$$

with \mathcal{L} the Lie derivative.

Let us now extend this definition in the vicinity of \mathcal{E} , though A is no longer a tensor. We

therefore define $M^i_j = (\partial_k A^i_j)X^k + A^i_k \partial_j X^k - A^k_j \partial_k X^i$.

Using $A^i_k = g^{ij} \partial_j \partial_k H$, we obtain

$$M^i_j = (\partial_k g^{il})X^k (\partial_l \partial_j H) + g^{il} X^k (\partial_k \partial_l \partial_j H) + g^{il} (\partial_j X^k) (\partial_l \partial_k H) - g^{kl} (\partial_k X^i) (\partial_l \partial_j H) \quad (\text{E.6})$$

The invariance of H under the flow of X is expressed by $\mathcal{L}_X H = 0$ or in coordinates

$$X^k \partial_k H = 0 \implies (\partial_j X^k) (\partial_k H) + X^k (\partial_j \partial_k H) = 0 \quad (\text{E.7})$$

$$\implies (\partial_j \partial_l X^k) (\partial_k H) + (\partial_j X^k) (\partial_l \partial_k H) + (\partial_l X^k) (\partial_j \partial_k H) + X^k (\partial_j \partial_k \partial_l H) = 0 \quad (\text{E.8})$$

The term $(\partial_j \partial_l X^k) (\partial_k H)$ equals zero on \mathcal{E} . By injecting (E.8) in (E.6), we find that:

$$\begin{aligned} M^i_j &= \left\{ (\partial_k g^{il})X^k - g^{ik} (\partial_k X^l) - g^{kl} (\partial_k X^i) \right\} (\partial_l \partial_j H) \\ &= -a^{il} \partial_l \partial_k H, \end{aligned} \quad (\text{E.9})$$

where a^{ij} has been introduced in (5.9). The relation (E.9) can be still written as

$$M_{ij} = -g_{im} a^{mn} g_{nk} g^{kl} (\partial_l \partial_j H) = -a_{ik} A^k_j \quad (\text{E.10})$$

Not surprisingly, we recover the 2-form a_{ij} corresponding to $\mathcal{L}_X g$. We can therefore conclude that if X is a Killing vector field, then the matrix A of small oscillations around an equilibrium configuration is invariant under the flow associated to X .

E.2 Application to the Husimi cactus

Let \vec{u} and \vec{v} two tangent vectors to an equilibrium configuration $\{\vec{n}^0\}$ of phase-space. According to (E.10),

$$M(\vec{u}, \vec{v}) = -u^i a_{ik} A^k_j v^j = -a(\vec{u}, A\vec{v}) \quad (\text{E.11})$$

We recall how to build the matrix A for the Husimi tree. We consider $\vec{n}_i = \vec{n}_i^0 + \vec{v}_i$ with $\vec{n}_i \cdot \vec{v}_i = 0$. Therefore,

$$\begin{aligned} (A\vec{v})_i &= \frac{d\vec{n}_i}{dt} = \sum_{j \in N_i} \vec{n}_j \wedge \vec{n}_i \\ &= \sum_{j \in N_i} \vec{n}_j^0 \wedge \vec{v}_i + \sum_{j \in N_i} \vec{v}_j \wedge \vec{n}_i^0 + O(v^2) \end{aligned} \quad (\text{E.12})$$

where N_i indicates all the nearest neighbours of i . At lowest order,

$$(A\vec{v})_i = \vec{w}_i = -\vec{n}_i^0 \wedge \left(\sum_{k \in N_i} \vec{v}_k + \frac{1}{2} z_i \vec{v}_i \right) \quad (\text{E.13})$$

where z_i is the coordination number of site i . Using the expression (5.14) of $a(u, w)$, we find

$$a(\vec{u}, A\vec{v}) = \sum_{j > i} (\vec{u}_i \vec{w}_j - \vec{u}_j \vec{w}_i) \quad (\text{E.14})$$

where \vec{w} has been defined in the previous relation. The expression

$$\sum_{j>i} \vec{w}_j = - \sum_{j>i} \vec{n}_j^0 \wedge \left(\sum_{k \in N_j} \vec{v}_k + \frac{1}{2} z_j \vec{v}_j \right)$$

can be simplified by noticing that:

- For $k > i$ and $k \notin N_i$, the term containing \vec{v}_k vanishes because $(\sum_{j \in N_k} \vec{n}_j^0 + \frac{1}{2} z_k \vec{n}_k^0 = 0)$ for an equilibrium state.
- For $k > i$ and $k \in N_i$, the term containing \vec{v}_k is:

$$- \left(\sum_{j \in N_k} \vec{n}_j^0 + \frac{1}{2} z_k \vec{n}_k^0 \right) \wedge \vec{v}_k = \vec{n}_i^0 \wedge \vec{v}_k$$

- For $k = i$, the term containing \vec{v}_i is $\vec{n}_i^0 \wedge \vec{v}_i$

From these three types of contributions, we infer:

$$a(\vec{u}, A\vec{v}) = \vec{n}_i^0 \cdot \left\{ \left(\sum_{k>i, k \in N_i} \vec{v}_k + \vec{v}_i \right) \wedge \vec{u}_i \right\} + \vec{n}_i^0 \cdot \left\{ \left(\sum_{k \in N_i} \vec{v}_k + 2\vec{v}_i \right) \wedge \sum_{j>i} \vec{u}_j \right\} \quad (\text{E.15})$$

Consequently, the 2–form is clearly different from zero. This result proves that rotations of spins \vec{n}_j around \vec{n}_i (with j descendant of i) do not preserve the form of the oscillation matrix around equilibrium. Notice also that it explains why a direct calculation of the low-energy spectrum with standard methods is difficult to implement. However, this result does not enable us to show explicitly that the matrices A^i_j of two equilibrium configurations are not equivalent. In order to prove it, we have to compute the characteristic polynomial and show it depends on the chosen ground-state as we checked explicitly in appendix C for the 4-generation cactus. It seems difficult to get general analytical expressions as in appendix C for a p -generation cactus. Another less ambitious solution consists in analyzing how the oscillations matrices of two different equilibrium configurations are connected. This is the subject of the next subsection of this appendix.

E.3 Links between two different classical configurations

Consider one vector η in phase-space. We want to compare the Hamiltonian flow of η with another one linked to η by a rotation around \vec{n}_i^0 . Furthermore, it provides us with a way of connecting the matrices of small oscillations around two different classical ground-states.

This is schematized in Figure 7. We are to compare ξ and $\tilde{\xi}$. In this scheme, we first begin with a state η . The state ψ is deduced by a rotation around \vec{n}_i^0 of angle θ , therefore,

$$\begin{cases} \psi_j = R(\vec{n}_i^0, \theta)\eta_j & \text{if } j > i \\ \psi_j = \eta_j & \text{elsewhere} \end{cases} \quad (\text{E.16})$$

We have to distinguish the cases $j > i$ and $j \geq i$. We first examine the Hamiltonian flow around this new equilibrium configuration. It defines a state χ as follow

$$\chi_j = -R(\vec{n}_i^0, \theta)[\vec{n}_j^0] \wedge \left(\sum_{k \in N_j} \psi_k + \frac{1}{2} z_j \psi_j \right) \quad \text{if } j > i \quad (\text{E.17})$$

$$\chi_j = -\vec{n}_j^0 \wedge \left(\sum_{k \in N_j} \psi_k + \frac{1}{2} z_j \psi_j \right) \quad \text{elsewhere} \quad (\text{E.18})$$

We have used (E.13) in order to establish these equations. We now apply the inverse rotation $R(\vec{n}_i^0, -\theta)$ (see Figure 7). We also use the property discussed in appendix D:

$$R(\vec{n}_i^0; -\theta)R(R(\vec{n}_i^0, \theta)[\vec{n}_j^0]; \eta)R(\vec{n}_i^0; \theta) = R(\vec{n}_j^0; \eta) \quad (\text{E.19})$$

In the limit $\eta \rightarrow 0$, we deduce:

$$R(\vec{n}_i^0; -\theta) \left\{ R(\vec{n}_i^0, \theta)[\vec{n}_j^0] \wedge R(\vec{n}_i^0, \theta)[\vec{u}] \right\} = \vec{n}_j^0 \wedge \vec{u} \quad (\text{E.20})$$

We have to distinguish four different cases:

- $j > i$ and j has not i as a nearest neighbour (NN). In this case

$$\forall k \in N_j, \psi_k = R(\vec{n}_i^0, \theta)\eta_k .$$

Therefore,

$$\tilde{\xi}_j = -\vec{n}_j^0 \wedge \left(\sum_{k \in N_j} \eta_k + \frac{1}{2} z_j \eta_j \right) = \xi_j \quad (\text{E.21})$$

- $j > i$ and j NN of i . In this case $\psi_i = \eta_i$. Using (E.20), we show

$$\tilde{\xi}_j = -\vec{n}_j^0 \wedge \left(\sum_{k \in N_j, k \neq i} \eta_k + R(\vec{n}_i^0; -\theta)\eta_i + \frac{1}{2} z_j \eta_j \right) \quad (\text{E.22})$$

- $j = i$

$$\tilde{\xi}_j = -\vec{n}_i^0 \wedge \left(\sum_{k \in N_{j=i}, k < i} \eta_k + \sum_{k \in N_{j=i}, k > i} R(\vec{n}_i^0; \theta)\eta_k + \frac{1}{2} z_i \eta_i \right) \quad (\text{E.23})$$

Notice that the notation $k < i$ means that k is not a descendant of i .

- $j \neq i$ and $j < i$. In this case, we trivially show that $\tilde{\xi}_j = \xi_j$.

We may also consider the case of the rotation of the \vec{n}_j 's around \vec{n}_i^0 for $j \geq i$, and similar conclusions can be drawn.

Consequently, we can infer from this analysis that the problem of small oscillations around a new configuration (deduced by an internal rotation around spin \vec{n}_i^0) reduces to a problem of small oscillation in the initial configuration but with a modification of the bounds between i and its two immediate descendants (the new “interaction”) depends of θ . This modification seems to be the origin of the dependence of the low energy spectrum with the angle θ . Note that after this change of basis, the modification of the linearized equation of motion due to a change in θ is only local. This is why we do not expect large effective energy barrier between different coplanar ground-states.

References

- [1] D. S. Greywall and P. A. Busch, Phys. Rev. Lett. **62**, 1868 (1989); D. S. Greywall, Phys. Rev. **B41**, 1842 (1990).
- [2] H. Franco, R. E. Rapp and H. Godfrin, Phys. Rev. Lett. **57**, 1161 (1986).
- [3] A. P. Ramirez, G. P. Espinosa and A. S. Cooper, Phys. Rev. Lett. **64**, 2070 (1990); C. Broholm, G. Aeppli, G. P. Espinosa and A. S. Cooper, Phys. Rev. Lett. **65**, 3173 (1990).
- [4] B. D. Gaulin, J. N. Reimers, T. E. Mason, J. E. Greedan and Z. Tun, Phys. Rev. Lett. **69**, 3244 (1992); M. J. Harris, M. P. Zinkin, Z. Tun, B.M. Wanklyn and I. P. Swanson, Phys. Rev. Lett. **73**, 189 (1994); R. Ballou, E. Lelièvre-Berna and B. Fak, Phys. Rev. Lett. **76**, 2125 (1996).
- [5] C. Zeng and V. Elser, Phys. Rev. **B52**, 15304 (1995); J. T. Chalker and J. F. G. Eastmond, Phys. Rev. **B46**, 8436 (1992).
- [6] R. R. P. Singh and D. A. Huse, Phys. Rev. Lett. **68**, 1766 (1992).
- [7] S. Sachdev, Phys. Rev. **B45**, 12377 (1992).
- [8] A. B. Harris, C. Kallin, and A. J. Berlinski, Phys. Rev. **B45**, 2899 (1992).
- [9] A. Chubukov, Phys. Rev. Lett. **69**, 832 (1992).
- [10] J. T. Chalker, P. C. W. Holsworth and E. F. Shender, Phys. Rev. Lett. **68**, 855 (1992).
- [11] I. Ritchey, P. Chandra and P. Coleman, Phys. Rev. **B47**, 15342 (1993); P. Chandra, P. Coleman, and I. Ritchey, J. Phys. (France) **I 3**, 591 (1993).
- [12] R. Moessner and J. T. Chalker, cond-mat/9712063.
- [13] P. Lecheminant, B. Bernu, C. Lhuillier, L. Pierre and P. Sindzingre, Phys. Rev. **B56**, 2521 (1997); Ch. Waldtmann *et al.* cond-mat/9802168.
- [14] B. Canals and C. Lacroix, Preprint, submitted to Phys. Rev. Lett.
- [15] J. Villain, R. Bidaux, J. P. Carton and R. Conte, J. Phys. (Paris) **41** 1263 (1980).
- [16] E. F. Shender, Sov. Phys.-JETP **56** 178 (1982);
- [17] C. L. Henley, Phys. Rev. Lett. **62** 2056 (1989);
- [18] P. Chandra and B. Douçot, J. Phys. **A27**, 1541 (1994).
- [19] V.I. Arnold, *Geometrical Methods in the Theory of Ordinary Differential Equations*, Springer-Verlag (1983) (chap. 4).
- [20] L. D. Landau and E. M. Lifshitz, *Mechanics*, Pergamon Press (Chap 7).
- [21] M. den Nijs and K. Rommelse, Phys. Rev. **B40**, 4709 (1989).
- [22] D. Cabra, A. Dobry, A. Greco and G. L. Rossini, *On the path integral representation for spin systems*, cond-mat/9701103

- [23] H. Nakamura, N. Hatano and M. Takahashi, J. Phys. Soc. Japan **64**, 4142 (1995); N. Read and S. Sachdev, Phys. Rev. Lett. **75**, 3509 (1995); M. Takahashi, H. Nakamura and S. Sachdev, Phys. Rev. **B54**, 744R (1996).
- [24] P. Simon, J. Phys **A30**, 2653 (1997); Euro. Phys. Lett. **39**, 129 (1997).
- [25] V.I. Arnold, *Mathematical Methods of Classical Mechanics*, Springer-Verlag (1989) (Appendix 6).
- [26] B. Douçot and P. Simon, in preparation.
- [27] K. Kubo, Phys. Rev. **B48**, 10552, (1993).
- [28] R. E. Walstedt, R. J. Cava, R. J. Cava, R. F. Bell, J. J. Krjewski and W. F. Peck, Phys. Rev. B. **49**, 12369 (1994).
- [29] T. Nakamura and K. Kubo, Phys. Rev. **B53**, 6393 (1996); D. Sen, B. S. Shastry, R. E. Walstedt and R. Cava, Phys. Rev. **B53**, 6401 (1996).
- [30] T. Nakamura and S. Takada, cond-mat/9604162.
- [31] F. Monti and A. Sütö, Phys. Lett. **A156**, 197 (1991).
- [32] B. Schutz, *Geometrical methods of mathematical physics*, Cambridge University Press (1980).
- [33] D. Loss, D. P. Di Vincenzo, and G. Grinstein, Phys. Rev. Lett. **69**, 3232 (1992); J. von Delft and C. L. Henley, Phys. Rev. Lett. **69**, 3236 (1992).
- [34] J. N. Reimers, Phys. Rev. **B45**, 7287 (1992); J. N. Reimers and A. J. Berlinsky, Phys. Rev. **B48**, 9539 (1993).

FIGURES CAPTIONS

FIG.1a: Poincaré sections of the slow (1) and the fast (2) motions for $\epsilon = 0.1$ with rescaling of the variables (X_2, P_2) . The adiabatic approximation seems good even for rather high values of ϵ .

FIG.1b: Poincaré sections for the slow and fast motions for $\epsilon = 0.25$. We begin to see the deviations from the circular orbits signaling violation of the adiabatic approximation.

FIG.1c: Variation of the adiabatic invariant J_2 of the fast oscillator during one “period” of the slow oscillator for $\epsilon = 0.1$. This curve is more accurate to indicate the deviations of the adiabatic approximation.

FIG.1d: Same as figure 1c but with now $\epsilon = 0.25$. Deviations from adiabatic motions are stronger.

FIG.2: Classical phase diagram of the anisotropic Heisenberg spin chain corresponding to the hamiltonian (3.1)

FIG.3: The 3-generation Husimi cactus.

FIG.4: The 4-generation Husimi cactus

FIG.5: The energy barrier separating two discrete ground-states in the 4-generation cactus. Spins below site 2 (*i.e.* at sites 4, 5, 8, 9, 10, 11) are rotated around \vec{n}_2 by an angle θ , giving a smooth path on the ground-state manifold. Note that $\theta = 0$ and $\theta = \pi$ correspond to coplanar ground-states. The height of this barrier is around 1% of the low energy excitation which suggests a quite flat low energy landscape in the spectrum.

FIG.6: The so called Delta chain with 5 triangles.

FIG.7: Schematic representation of the action of the linearized Hamiltonian flow and the flow associated to internal rotations.

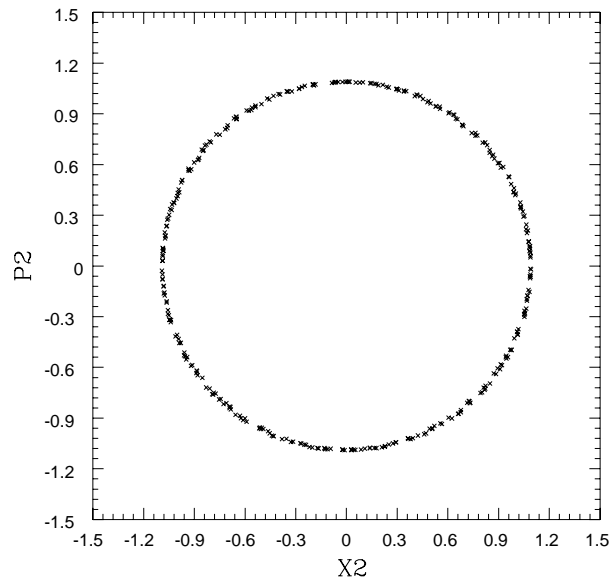
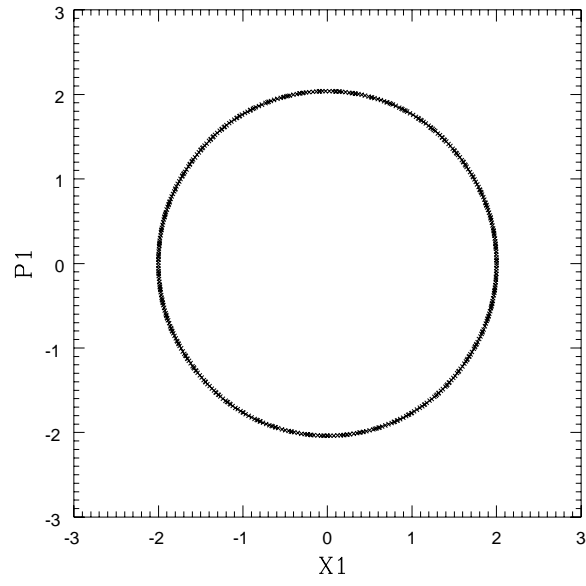


Figure 1a

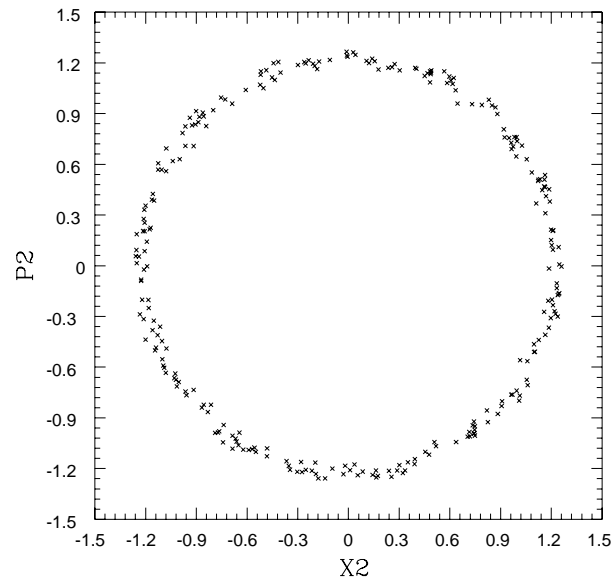
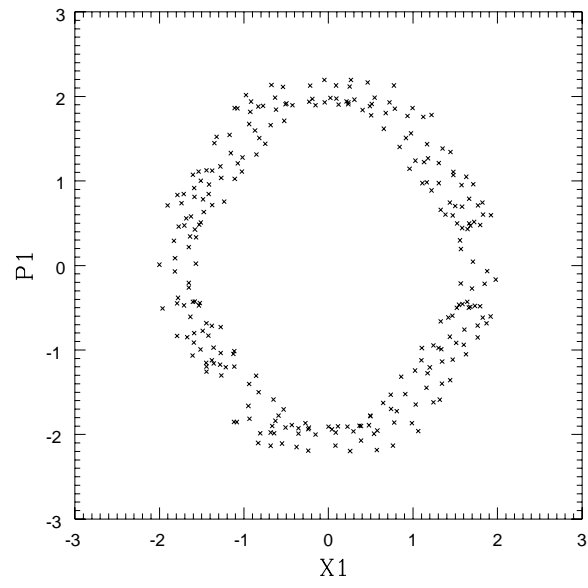


Figure 1b

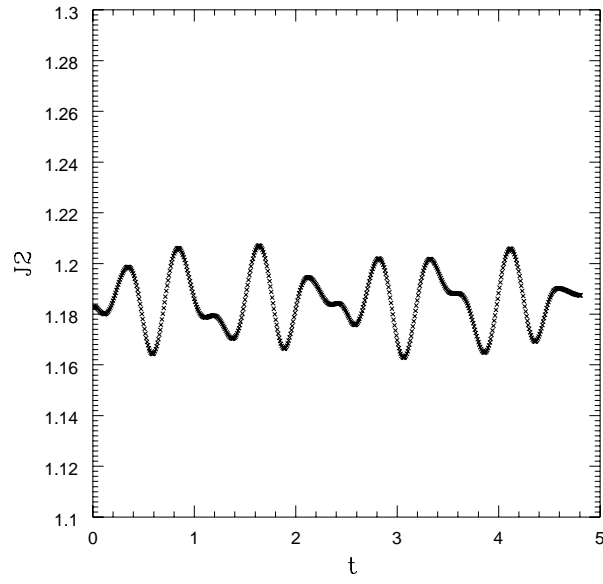


Figure 1c

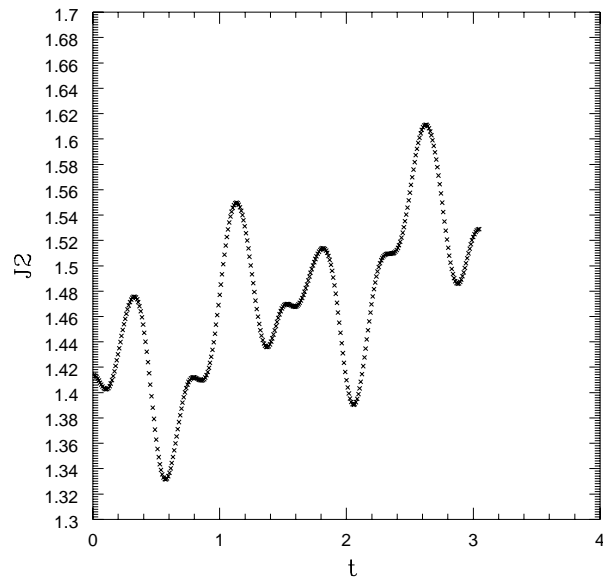


Figure 1d

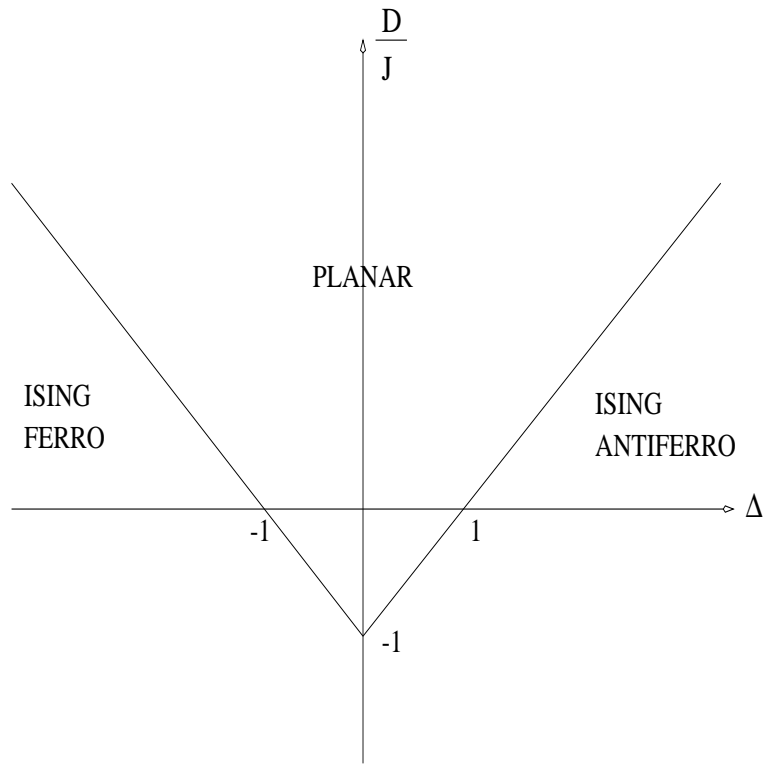


Figure 2

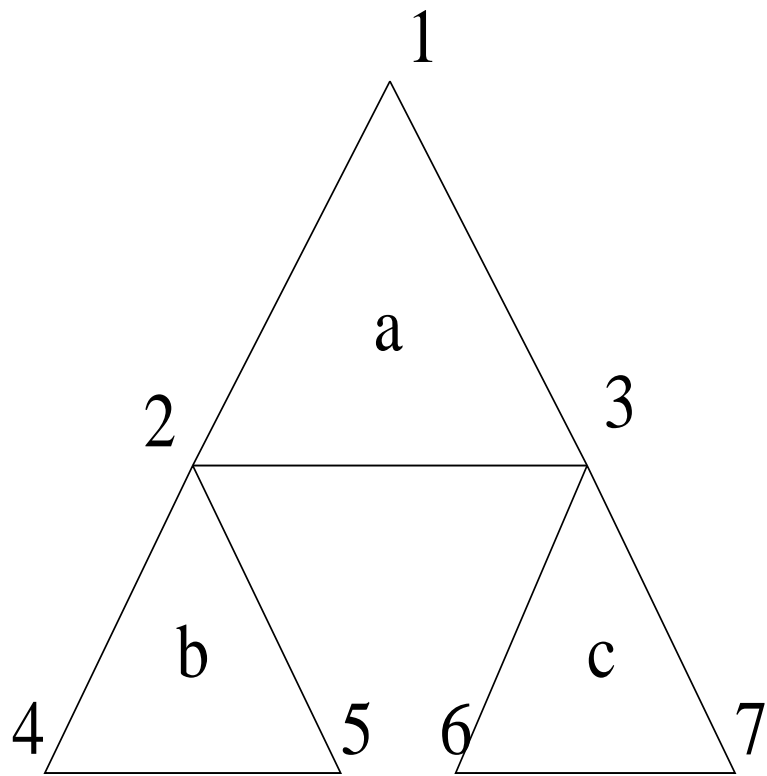


Figure 3

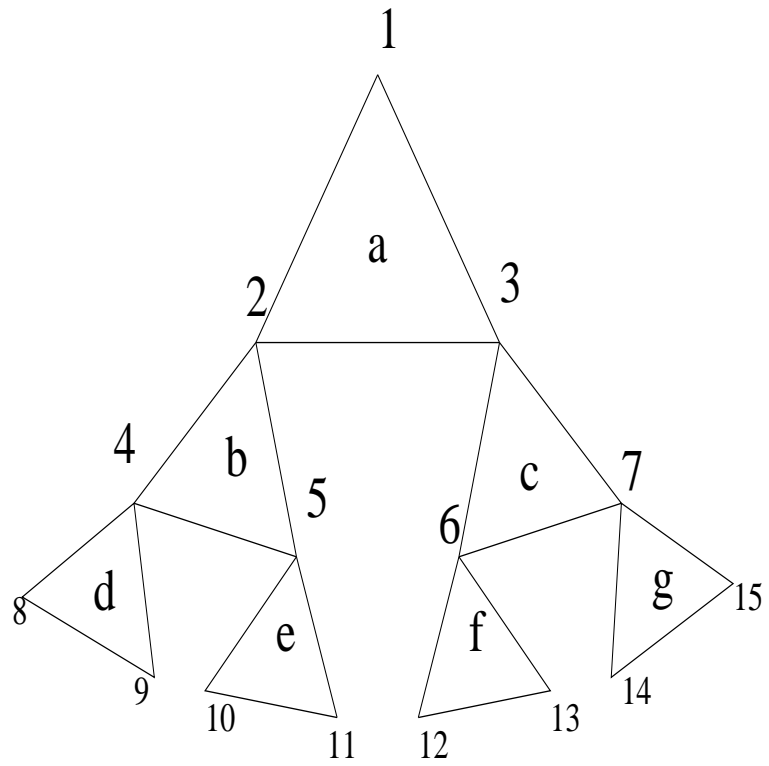


Figure 4

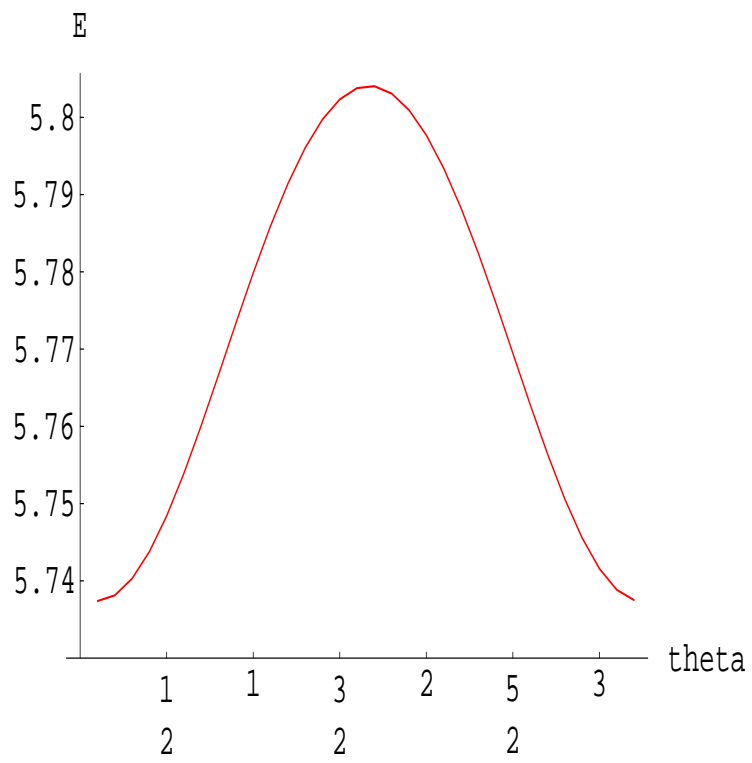


Figure 5

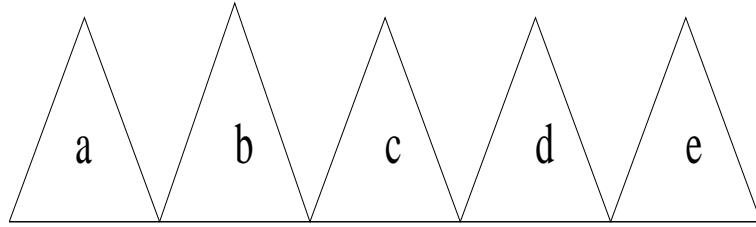


Figure 6

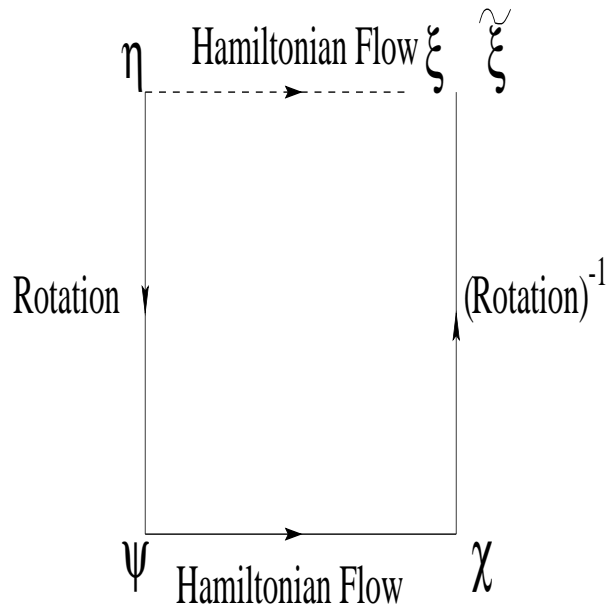


Figure 7