

# Manifestation of the magnetic depopulation of one-dimensional subbands in the optical absorption of acoustic magnetoplasmons in side-gated quantum wires

C. Steinebach<sup>a</sup>, T. Kurth<sup>a</sup>, D. Heitmann<sup>a</sup>, and  
V. Gudmundsson<sup>b</sup>

<sup>a</sup> *Institut für Angewandte Physik und Zentrum für Mikrostrukturforschung,  
Universität Hamburg, Jungiusstraße 11, D-20355 Hamburg, Germany*

<sup>b</sup> *Science Institute, University of Iceland, Dunhaga 3, IS-107 Reykjavik, Iceland*

We have investigated experimentally and theoretically the far-infrared (FIR) absorption of gated, deep-mesa-etched GaAs/Al<sub>x</sub>Ga<sub>1-x</sub>As quantum wires. To overcome Kohn's theorem we have in particular prepared double-layered wires and studied the acoustic magnetoplasmon branch. We find oscillations in the magnetic-field dispersion of the acoustic plasmon which are traced back to the self-consistently screened density profile in its dependence on the magnetic depopulation of the one-dimensional subbands.

*Key words:* Quantum wires, layered systems, far-infrared spectroscopy

Far-infrared spectroscopy has proven to be a powerful tool to study the elementary excitations of low-dimensional electron systems such as quantum wires and quantum dots [1–4]. It is well known that the FIR-absorption in parabolically confined quantum wires and quantum dots is governed by Kohn's theorem [5–7]. A considerable effort was made to overcome the restrictions of this theorem which does not allow the observation of the internal structure of the systems. In this paper we concentrate our attention on the acoustic magnetoplasmon mode in double-layered quantum wires. Acoustic modes, which correspond to an out-of-phase motion of the electrons in the two sheets, are not restricted by Kohn's theorem and allow a direct observation of effects of the electron-electron interaction [1,8–10].

In earlier measurements of acoustic magnetoplasmons in double-layered quantum wires [1] the distance  $D$  between the wires was about 300 nm. In order to

---

<sup>1</sup> This work was supported by the Deutsche Forschungsgemeinschaft through SFB508, Grant He1938/6-1+6-2, the Graduiertenkolleg "Physik Nanostrukturierter Festkörper", and the Icelandic Science Foundation.

increase the Coulomb coupling between the wires, we have prepared wires on the basis of two symmetrically grown, modulation-doped 7 nm quantum wells, separated by a 55 nm doped barrier. After the deposition of 15 nm  $\text{SiO}_x\text{N}_y$  by PECVD a NiCr gate has been prepared on top and on the sidewalls of the deep-mesa etched wires. These sidegates allow an effective tuning of the 1D subband structure and the 1D carrier density. The samples have been studied by Fourier-transform transmission spectroscopy. A magnetic field is applied in the growth direction perpendicular to the wires. The magnetic-field dispersion of the observed peaks is displayed in Fig. 1. The carrier density is  $n_{1D} = 1 \times 10^7 \text{ cm}^{-1}$  per single wire. We observe two modes, the upper mode  $\omega_{o,1}$  is an optical mode which carries most of the oscillator strength. The low-energy mode  $\omega_{a,1}$  is an acoustic mode. Besides we observe also higher modes which are labeled as  $\omega_{o,3}$  and  $\omega_{a,3}$ . The optical branch satisfies Kohn's theorem except for a wiggle in the vicinity of  $E = 2\omega_c$ . This is a precursor of the well known Bernstein splitting [11,12]. What is new are the oscillations in the acoustic branch labeled by  $\nu = 6$  and  $\nu = 4$ . From measurements of the magneto resistance we find that the observed oscillations reflect directly the magnetic depopulation of 1D subbands.

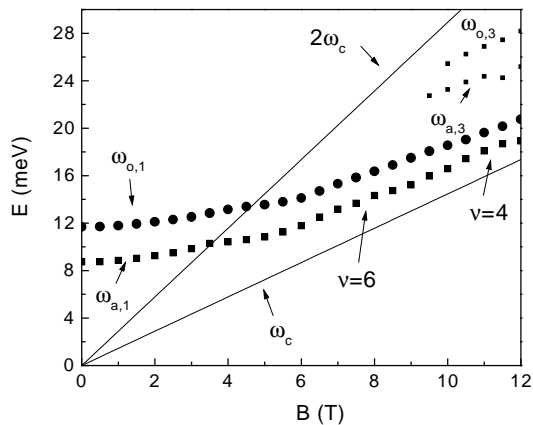


Fig. 1. Magnetic-field dispersion of the measured optical and acoustic modes in a double-layered system of quantum wires. Magnetic fields which correspond to even filling factors are marked by  $\nu = 6$  and  $\nu = 4$ . The gate voltage is  $V_G = 0.4 \text{ V}$  which gives a linear density of  $n_{1D} = 1 \times 10^7 \text{ cm}^{-1}$  per single wire.

In the following we want to investigate the origin of these oscillations. We have therefore performed self-consistent Hartree calculations of the subband structure of double-layered quantum wires. The absorption spectrum is calculated within the random-phase approximation (RPA) [10]. For the calculation we assume that the confinement in growth direction  $z$  is strong enough to neglect the finite thickness of the electron system. The electrons are located in either one of the wires. They are coupled by direct Coulomb interaction only. In the experiment 12 subbands are occupied at  $B = 0 \text{ T}$ . The layer separation is

$D = 55$  nm where tunneling is unimportant.

To facilitate the numerical calculation we consider a smaller system with only 3 occupied subbands and smaller  $D = 10$  nm. We thus attain a good qualitative agreement with experiment rather than quantitative. In order to observe acoustic modes an asymmetry between the two sheets has to be introduced. This can be done either by different external potentials or electron densities in the wires [13]. Another possibility is to apply an exciting potential that has a spatial modulation in growth direction, (caused by the grating coupler on top of the sample). For our calculations we consider two identical parabolic wires and an external field with a nonzero component in growth direction, guaranteeing that our results do not depend on the special choice of the confining potentials. Figure 2 shows the calculated dispersion for the case of identical parabolic external confinements of  $\hbar\omega_0 = 8$  meV.

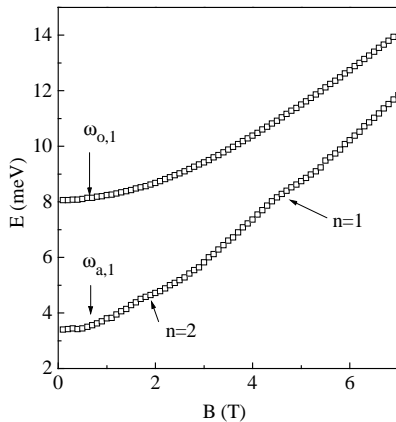


Fig. 2. Calculated magnetoplasmons for an external potential of  $\hbar\omega_0 = 8$  meV. The linear carrier density is  $n_{1D} = 2.5 \times 10^6$  cm $^{-1}$  per wire. The interlayer distance is  $D = 10$  nm.

The magnetic fields where the chemical potential  $\mu$  is just below the second and the third spin-degenerate subband are labeled by  $n = 1$  and  $n = 2$ , respectively. At these magnetic fields we find local maxima in the acoustic branch labeled by  $\omega_{a,1}$ . Since the confining potential is parabolic the optical branch follows the dispersion law  $\omega_{o,1}^2 = \omega_0^2 + \omega_c^2$ , where  $\omega_c = eB/m^*$  is the cyclotron frequency. The oscillations in the acoustic branch directly reflect the screening properties and the resulting density profile [4] of the electron gas in the ground state which depend strongly on where the chemical potential is located with respect to the subband edges. In the classical limit of broad wires with high electron density the screening results in compressible and incompressible stripes [14]. This is demonstrated in Fig. 3 where the self-consistent Hartree potential is plotted. At  $B = 2.5$  T where we have a local minimum in the resonance position the wire develops a flat region in its center. This is due to the good screening of the electron gas when the chemical potential  $\mu$  is just above the edge of the second subband. The flat region coincides with a small

subband quantization and gives rise to the minimum. For a field of  $B = 4.5$  T the second subband is just unoccupied which results in a low density of states around  $\mu$  and weak screening properties. The flat region in the center of the wire has vanished and the subband quantization due the Hartree potential is larger than in the case of  $B = 2.5$  T. These results for the field-dependent screening agree well with earlier calculations of Suzuki and Ando [15].

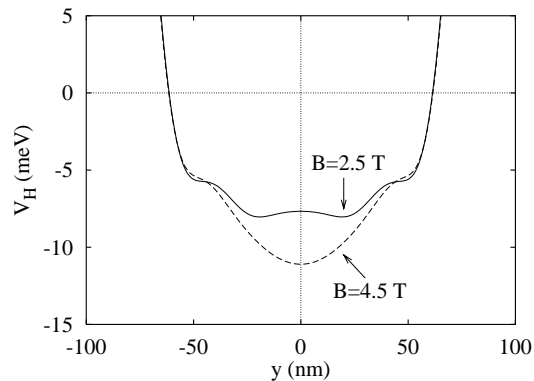


Fig. 3. Self-consistent Hartree potential for the magnetic fields  $B = 2.5$  T (solid line) and  $B = 4.5$  T (dashed line). The chemical potential is  $\mu = 0$ .

In summary we have demonstrated experimentally and theoretically that acoustic modes provide a powerful method to study the internal structure of quantum wires by means of optical measurements.

## References

- [1] T. Demel *et al.*, Phys. Rev. B **38**, 12732 (1988).
- [2] H. Drexler, W. Hansen, and J. P. Kotthaus, Phys. Rev. B **46**, 12849 (1992).
- [3] T. Demel *et al.*, Phys. Rev. Lett. **66**, 2657 (1991).
- [4] K. Bollweg *et al.*, Phys. Rev. Lett **76**, 2774 (1996).
- [5] L. Brey, N. Johnson, and B. Halperin, Phys. Rev. B **40**, 10647 (1989).
- [6] P. A. Maksym and T. Chakraborty, Phys. Rev. Lett **65**, 108 (1990).
- [7] W. Kohn, Phys. Rev. **123**, 1242 (1961).
- [8] S. Das Sarma and A. Madhukar, Phys. Rev. B **23**, 805 (1981).
- [9] G. Fasol *et al.*, Phys. Rev. Lett **56**, 2517, (1986).
- [10] Q. P. Li and S. Das Sarma, Phys. Rev B **43**, 11768 (1991).
- [11] I. B. Bernstein, Phys. Rev. **109**, 10 (1958).
- [12] V. Gudmundsson *et al.*, Phys. Rev. B **51**, 17744 (1995).
- [13] C. Steinebach *et al.* Phys. Rev. B, in press (1997)
- [14] D. B. Chklovskii and B. I. Shklovskii, Phys. Rev. B **46**, 4026 (1992).
- [15] T. Suzuki and T. Ando, J. Phys. Soc. Jpn. **62**, 2986 (1993).