

“Splitting” of Delocalized States in a Double–Layer System in a Strong Magnetic Field

A. Gramada* and M. E. Raikh

Department of Physics, University of Utah, Salt Lake City, Utah 84112

A double–layer system in a strong perpendicular magnetic field is considered. We assume a random potential in each layer to be smooth. We also assume that there is no correlation between random potentials in different layers. Under these conditions the equipotential lines from different layers, corresponding to the same energy, may cross each other. We show that, if the tunnel coupling between the layers exceeds some characteristic value (which is much smaller than the width of the Landau level), then the probability for an electron to switch equipotential (and, thus, the layer) at the intersection is close to one. As a result, the structure of each delocalized state in a double–layer system becomes completely different from that for an isolated layer. The state is composed of alternating pieces of equipotentials from different planes. These combined equipotentials form a percolation network. We demonstrate that the regions, where equipotentials from different planes touch each other, play the role of saddle points for such a network. The energy separation between two delocalized states is of the order of the width of the Landau level, and the critical exponent of the localization length is $7/3$ –the same as for an isolated layer.

PACS Numbers: 72.20.My, 73.20.Jc, 73.40.Hm

I. INTRODUCTION

In a recent paper [1], Sørensen and MacDonald studied the integer quantum Hall effect in a double–layer system with uncorrelated disorder. They investigated numerically the localization properties of single–electron states for two limiting cases: of a short–range and of a smooth disorder. For a short–range disorder, the relevant parameter is t/Γ , which is the ratio of the tunnel integral and the disorder–induced width of the Landau level. If this ratio is large, the situation is transparent since localization of states, belonging to symmetric and antisymmetric combinations of the size–quantization wave functions, occurs independently. Thus, one has two delocalized levels, located at the two well–separated maxima of the density of states, and spaced in energy by $2t$.

When $t/\Gamma \ll 1$, the density of states has only one maximum; the usage of the basis of symmetric and antisymmetric combinations is inadequate. However, it was demonstrated in the simulation of Ref. [1] (see also Ref. [2]) that the separation of delocalized states is close to $2t$ even for t/Γ as small as 0.1. In other words, the positions of delocalized states with uncorrelated disorder appear to be the same as in the case of correlated disorder.

To study the case of a smooth disorder, the authors [1] employed the network model proposed by Chalker and Coddington [3], which was generalized to describe a double–layer system in a way similar to that in Refs. [4–6]. In the Chalker–Coddington model, the delocalization results from the tunneling of an electron, moving along equipotential lines, through the saddle points of the random potential. The randomness of the potential is included by assuming the phase acquired by an electron traversing a link (equipotential line) to be random. For a double–layer system each link of a network carries two channels. The authors tried several variants of incorporating the inter–layer tunneling through the coupling

between the channels. The results obtained were essentially the same. In contrast to the case of two spin–split levels with random mixing [4,5,7], the authors observed the doubling of the correlation length exponent. One of the main conclusions made in Ref. [1] on the basis of the simulation performed, is that there is no observable splitting in the positions of the delocalized states within the range of t/Γ studied, which makes doubtful the applicability of the network model to the double–layer systems. Motivated by this observation, in the present paper we take a microscopic approach to the problem.

In a strong magnetic field the structure of electronic states in the presence of a smooth potential is determined by its topography. The crucial difference between the cases of correlated and uncorrelated disorder is that in the latter case the equipotentials from the different layers, may cross each other after projection on the same plane. This is illustrated in Fig. 1. As a result of such a crossing, there is a finite probability for an electron to change equipotential (and, correspondingly, the plane). Obviously, this probability increases with increasing t . We will show that the probability \mathcal{P} , for an electron to stay within the same equipotential after crossing, is given by

$$\mathcal{P} = \exp\left(-\frac{2\pi t^2 l^2}{|\mathbf{v}_1 \times \mathbf{v}_2| \hbar^2}\right), \quad (1)$$

where l is the magnetic length and $\mathbf{v}_1, \mathbf{v}_2$ are the drift velocities of an electron along the first and the second equipotentials respectively. These velocities are related to the values $\mathcal{E}_1, \mathcal{E}_2$ of the electric field in each of the planes at the point of crossing as: $\mathbf{v}_{1,2} = c(\mathcal{E}_{1,2} \times \mathbf{B})/B^2$, where \mathbf{B} is the magnetic field perpendicular to the planes. Then we can rewrite (1) as $\mathcal{P} = \exp(-2\pi t^2/e^2 |\mathcal{E}_1 \times \mathcal{E}_2| l^2)$. This sets a relevant scale for t . Indeed, the fields $\mathcal{E}_{1,2}$ can be estimated as Γ/eR_c , where R_c is the correlation radius of a smooth potential.

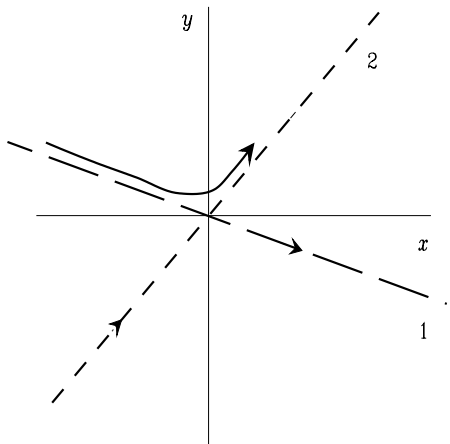


FIG. 1. Crossing of equipotentials from the first (long-dashed lines) and the second (dashed lines) layer after projection on the same plane.

Thus we see, that the probability to retain equipotential is close to 1 if $t \ll \Gamma/R_c$. In the opposite case, $t \gg \Gamma/R_c$, practically each crossing results in the change of equipotential. It is very important that the crossover value $t \sim \Gamma/R_c$ is much smaller than Γ if the disorder is smooth. This implies that, as t gradually increases, the regime when the equipotential is switched with probability close to 1 establishes already at rather small values of t , where the density of states still represents a single peak. The applicability of the formula (1) to the double-layer system with uncorrelated random potential is limited by the condition $t \ll \Gamma$. This is because in the derivation of (1) it was assumed that electric fields $\mathcal{E}_1, \mathcal{E}_2$ are constant within the entire region where the “interaction” between equipotentials occurs. One can see from the derivation presented below, that this region is of the order of the magnetic length when $t \ll e\mathcal{E}_{1,2}l$, i.e. when \mathcal{P} is close to 1. However, in the opposite limit, $t \gg e\mathcal{E}_{1,2}l$, which corresponds to the strong coupling, the extension of the interaction region is of the order of $t/e\mathcal{E}_{1,2}$ and is much larger than l . On the other hand, for Eq.(1) to be relevant, this extension should be much smaller than R_c , which leads us to the condition $t \ll \Gamma$. Note that for $t \gg \Gamma$, the language of symmetric and antisymmetric states becomes adequate. Then, similarly to the case of the short-range disorder, the density of states represents two peaks, each having a delocalized state in the center.

Thus, we have established that in a wide region $\Gamma/R_c \ll t \ll \Gamma$, each crossing of equipotential lines from different planes leads to the change of the plane, in which the electron moves. As a result, the saddle points [3] of the random potentials $V_1(\boldsymbol{\rho})$ and $V_2(\boldsymbol{\rho})$ in the planes,

which played a crucial role for delocalization at $t = 0$, become irrelevant in this region (a typical saddle point would be bypassed due to switching of equipotentials, see Fig. 2).

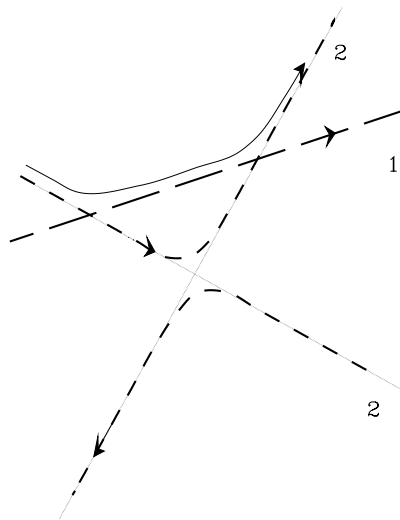


FIG. 2. Bypassing of a saddle point due to switching of equipotentials at the intersections.

It appears that within the region $\Gamma/R_c < t < \Gamma$, the delocalized states have completely different structure than at $t = 0$. Their energy positions, measured from the center of Landau level, are $E = \pm E_c$, where E_c is of the order of the width of the Landau level Γ (see Fig. 3), and they are composed of alternating pieces of compact loops, which are equipotentials $V_1(\boldsymbol{\rho}) = E_c$ and $V_2(\boldsymbol{\rho}) = E_c$ for one state and $V_1(\boldsymbol{\rho}) = -E_c$ and $V_2(\boldsymbol{\rho}) = -E_c$ for the other state. To justify this scenario, assume first that energy E is deep in the tail of the Landau level. Then the equipotentials $V_1(\boldsymbol{\rho}) = E$ and $V_2(\boldsymbol{\rho}) = E$, being projected on the same plane, represent a set of isolated circles. As E moves up, the equipotentials, corresponding to different planes, start to overlap and form clusters, as it is shown in Fig. 4. It is important that, due to switching of equipotentials at intersections, the motion of an electron within a cluster occurs either inside the cluster or along its boundary (see Fig. 4). As E further increases, the average size (correlation radius) of the clusters grows and, at some $E = E_c \sim \Gamma$, the classical percolation occurs. As the energy sweeps through E_c , critical clusters first come close, touch each other, and, finally, merge.

To describe the corresponding change in the electronic states, quantum mechanics becomes important. We will show that there is a complete correspondence between a region of touching of equipotentials and a conventional saddle point. Namely, the transmission coefficient, defined as a probability for an electron to change the cluster while passing through the region of touching, has the

same form as the transmission coefficient of a saddle point [8]

$$T = \frac{1}{1 + \exp\left[\frac{\pi(E - \tilde{E}_c)}{\Delta}\right]}, \quad (2)$$

where \tilde{E}_c is the “height” of the effective saddle point and it differs from the value of potential at the point of touching by an amount of the order of t . For the characteristic energy Δ we derive below an estimate: $\Delta \sim \Gamma^{3/2}l^2/t^{1/2}R_c^2$. It is easy to see that in the region $\Gamma l/R_c < t < \Gamma$ one has $\Delta \ll \Gamma$.

Thus we see, that the description of delocalization at $E \approx \pm E_c$ reduces to a single-channel network model with critical clusters, playing the role of links, and the regions of touching acting as nodes.

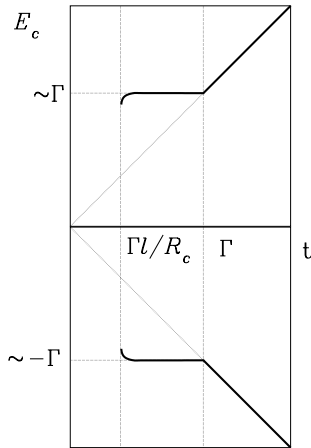


FIG. 3. Schematic plot of the energy positions of delocalized states in a double-layer system at different values of interlayer coupling.

This implies that the delocalized states have the same critical exponent of the localization length [3,9–12], $\kappa = 7/3$, as in an isolated layer. The magnitude of the localization length can be estimated as follows. Quantum mechanical description of the transmission through the effective saddle point becomes important when $|E - E_c| < \Delta$. The size of the “unit cell” of the network for $E = E_c \pm \Delta$ is $\sim R_c(\Gamma/\Delta)^{4/3}$, where $4/3$ is the critical exponent for the classical percolation. Then we have,

$$\xi \sim R_c \left(\frac{\Gamma}{\Delta}\right)^{4/3} \left(\frac{\Delta}{E - E_c}\right)^{7/3} \sim \frac{l^2}{R_c} \frac{\Gamma^{17/6}}{t^{1/2}(E - E_c)^{7/3}}. \quad (3)$$

As t becomes smaller than $\Gamma l/R_c$, the above picture of electronic states is not valid anymore. A typical crossing of equipotentials would not cause the change of the

plane for the electron motion. We can present only a plausible argument about the evolution of the positions of delocalized states in this limit. Note that, although a typical crossing is not efficient for $t < \Gamma l/R_c$, the regions of touching of equipotentials from different planes still act as saddle points. It will be shown below that the corresponding condition on t is $t > \Gamma(l/R_c)^{4/3}$. Thus, in the domain $\Gamma l/R_c > t > \Gamma(l/R_c)^{4/3}$, these effective saddle points would couple electronic states belonging to closed equipotentials from different planes. As a result, the delocalized states would occur at energies $\pm E_c^{(1)}$, at which the size of a closed equipotential, $R_c(\Gamma/E_c^{(1)})^{4/3}$, is big enough to have ~ 1 effective saddle point somewhere on its perimeter. It is obvious that $E_c^{(1)} \ll E_c$. Then the problem again reduces to a single-channel network model with the cells of the network being closed equipotentials, alternatingly, from the first and from the second layer, and the nodes being the effective saddle points.




FIG. 4. A cluster formed by equipotentials from different layers after projection on the same plane. Full lines show the resulting trajectories of the electron motion.

To estimate the magnitude of $E_c^{(1)}$ note that the perimeter of critical equipotential scales with energy as [13]: $\mathcal{L}(E) \sim R_c(\Gamma/E)^{7/3}$. The probability that two equipotentials from different layers would come close and form an effective saddle point with height within the interval $(E - \Delta, E + \Delta)$ can be estimated as $\Delta/\Gamma \sim (\Gamma/t)^{1/2}(l/R_c)^2$. Remember that Δ is the energy scale of the transmission coefficient in Eq. (2). Then the condition to find $E_c^{(1)}$ can be written as: $(\mathcal{L}(E_c^{(1)})/R_c)(\Delta/\Gamma) \sim 1$, and it yields $E_c^{(1)} \sim \Gamma(\Gamma/t)^{3/14}(l/R_c)^{6/7}$.

In the next two sections we derive the basic equations, (1) and (2). Section IV concludes the paper.

II. TRANSITIONS BETWEEN INTERSECTING EQUIPOTENTIALS

Suppose that two equipotentials from different planes, corresponding to the energy E , measured from the center of the Landau level, intersect at $\rho = 0$. The potentials $V_1(\rho)$, $V_2(\rho)$ behave near $\rho = 0$ as

$$V_1(\rho) = E + e\mathcal{E}_1 \cdot \rho; \quad V_2(\rho) = E + e\mathcal{E}_2 \cdot \rho \quad (4)$$

Then the amplitudes Ψ_1 and Ψ_2 , to find an electron respectively in the first and in the second plane, satisfy the following system of equations

$$\left[\frac{1}{2m} \left(\hat{\mathbf{p}} + \frac{e}{c} \mathbf{A} \right)^2 + e\mathcal{E}_1 \cdot \rho - \hbar\omega \left(n + \frac{1}{2} \right) \right] \Psi_1 = t\Psi_2, \quad (5)$$

$$\left[\frac{1}{2m} \left(\hat{\mathbf{p}} + \frac{e}{c} \mathbf{A} \right)^2 + e\mathcal{E}_2 \cdot \rho - \hbar\omega \left(n + \frac{1}{2} \right) \right] \Psi_2 = t\Psi_1. \quad (6)$$

We chose a symmetric gauge $\mathbf{A} = B(-y, x, 0)/2$ and perform a transformation to the new variables, defined as

$$x = l(X - s), \quad y = -il \left(\frac{\partial}{\partial X} + \frac{\partial}{\partial s} \right), \quad (7)$$

$$\frac{\partial}{\partial x} = \frac{1}{2l} \left(\frac{\partial}{\partial X} - \frac{\partial}{\partial s} \right), \quad \frac{\partial}{\partial y} = -\frac{i}{2l} (X + s). \quad (8)$$

This transformations was previously used by Fertig and Halperin [8] to describe the transmission through a saddle point. It allows to separate effectively the cyclotron motion (s -coordinate), and the motion of the guiding center (X -coordinate). With new variables, the system (5),(6) reads

$$\left(-\frac{\partial^2}{\partial s^2} - i\beta_{1y} \frac{\partial}{\partial s} + s^2 - \beta_{1x}s \right) \Psi_1 + \left(\beta_{1x}X - i\beta_{1y} \frac{\partial}{\partial X} - 2n - 1 \right) \Psi_1 = \frac{2t}{\hbar\omega} \Psi_2 \quad (9)$$

$$\left(-\frac{\partial^2}{\partial s^2} - i\beta_{2y} \frac{\partial}{\partial s} + s^2 - \beta_{2x}s \right) \Psi_2 + \left(\beta_{2x}X - i\beta_{2y} \frac{\partial}{\partial X} - 2n - 1 \right) \Psi_2 = \frac{2t}{\hbar\omega} \Psi_1, \quad (10)$$

where we have introduced the notations: $\beta_{1,2x} = 2e\mathcal{E}_{1,2x}l/\hbar\omega$, $\beta_{1,2y} = 2e\mathcal{E}_{1,2y}l/\hbar\omega$ and $\omega = eB/mc$, is the cyclotron frequency. The term proportional to $\partial/\partial s$ can be eliminated by the following substitution

$$\Psi_{1,2} = \exp \left[-i \frac{\beta_{1,2y}}{2} \left(s - \frac{\beta_{1,2x}}{2} \right) \right] \Phi_{1,2} \left(s - \frac{\beta_{1,2x}}{2} \right). \quad (11)$$

As a result the equations (9),(10) acquire a separable form

$$\left[-\frac{\partial^2}{\partial s^2} + \left(s - \frac{\beta_{1x}}{2} \right)^2 \right] \Phi_1 + \left(\beta_{1x}X - i\beta_{1y} \frac{\partial}{\partial X} \right) \Phi_1 - (2n + 1 + \beta_1^2) \Phi_1 = \frac{2t}{\hbar\omega} \exp \left\{ i \frac{\beta_{1y} - \beta_{2y}}{2} s - i \frac{\beta_{1x}\beta_{1y} - \beta_{2x}\beta_{2y}}{4} \right\} \Phi_2, \quad (12)$$

$$\left[-\frac{\partial^2}{\partial s^2} + \left(s - \frac{\beta_{2x}}{2} \right)^2 \right] \Phi_2 + \left(\beta_{2x}X - i\beta_{2y} \frac{\partial}{\partial X} \right) \Phi_2 - (2n + 1 + \beta_2^2) \Phi_2 = \frac{2t}{\hbar\omega} \exp \left\{ -i \frac{\beta_{1y} - \beta_{2y}}{2} s + i \frac{\beta_{1x}\beta_{1y} - \beta_{2x}\beta_{2y}}{4} \right\} \Phi_1, \quad (13)$$

where $\beta_1^2 = \beta_{1x}^2 + \beta_{1y}^2$ and $\beta_2^2 = \beta_{2x}^2 + \beta_{2y}^2$. Since X enters linearly in both equations, we will search for solutions in the following form:

$$\Phi_1 = F_n(X) \phi_n \left(s - \frac{\beta_{1x}}{2} \right), \quad (14)$$

$$\Phi_2 = G_n(X) \phi_n \left(s - \frac{\beta_{2x}}{2} \right), \quad (15)$$

where ϕ_n are the oscillator eigenfunctions. Then the system of equations for the coefficients F_n, G_n , describing the motion of the guiding center, takes the form

$$\left(-i\beta_{1y} \frac{\partial}{\partial X} + \beta_{1x}X \right) F_n - \beta_1^2 F_n = \frac{2t}{\hbar\omega} G_n, \quad (16)$$

$$\left(-i\beta_{2y} \frac{\partial}{\partial X} + \beta_{2x}X \right) G_n - \beta_2^2 G_n = \frac{2t}{\hbar\omega} F_n, \quad (17)$$

We have set unity the overlap integral of the functions ϕ_n centered at $\beta_{1x}/2$ and $\beta_{2x}/2$. Indeed, one has $\beta_{1x} - \beta_{2x} \sim e\mathcal{E}_{1,2}l/\hbar\omega \ll 1$. In fact, the system (16),(17) is equivalent to the system describing non-adiabatic transitions between the crossing energy levels in molecules. This problem was first considered more than 60 years ago [14]. Up to a phase factor, the solution of the system (16), (17) can be expressed in terms of parabolic cylinder functions [15], $D_\nu(\pm\bar{X}\sqrt{2}e^{i\pi/4})$, with ν and \bar{X} given by the following formulas:

$$\nu = -i \frac{t^2}{e^2 l^2 |\mathcal{E}_1 \times \mathcal{E}_2|} = -i \frac{t^2 l^2}{|\mathbf{v}_1 \times \mathbf{v}_2| \hbar^2}, \quad (18)$$

$$\bar{X} = \sqrt{\frac{2\mathcal{E}_{1y}\mathcal{E}_{2y}}{|\mathcal{E}_1 \times \mathcal{E}_2|}} \left[X - \frac{\hbar\omega}{2} \frac{\varepsilon_n(\mathcal{E}_{1y} - \mathcal{E}_{2y})}{e|\mathcal{E}_1 \times \mathcal{E}_2|} \right]. \quad (19)$$

Using the asymptotics of the D -functions,

$$D_\nu(X) \sim X^\nu e^{-\frac{1}{4}X^2}, \quad |X| \rightarrow \infty, \quad \left(-\frac{3\pi}{4} < \arg X < \frac{3\pi}{4} \right), \quad (20)$$

$$D_\nu(X) \sim X^\nu e^{-\frac{1}{2}X^2} - \frac{(2\pi)^{1/2}}{\Gamma(-\nu)} e^{-i\pi\nu} X^{-\nu-1} e^{\frac{1}{2}X^2},$$

$$|X| \rightarrow \infty, \quad \left(-\frac{5\pi}{4} < \arg X < -\frac{\pi}{4}\right), \quad (21)$$

one can see that the right behavior at $X \rightarrow +\infty$ for the function $F_n(X)$ (no reflected wave), is insured by the following choice:

$$F_n(X) \propto D_\nu \left(\pm \bar{X} \sqrt{2} e^{i\pi/4} \right). \quad (22)$$

The asymptotics for F at $\bar{X} \rightarrow \infty$ and $\bar{X} \rightarrow -\infty$, differ by a factor $\exp(i\pi\nu)$. With ν given by (18), the probability to retain the equipotential after crossing, $\mathcal{P} = |F(-\infty)|^2 / |F(\infty)|^2$, takes the form Eq. (1).

As it was mentioned in the Introduction, the characteristic spatial scale of the interaction region depends of the value of t . If $t \ll e\mathcal{E}_{1,2}l$, we have $|\nu| \ll 1$ and the characteristic X in (22) is of the order of 1. This means that the spatial scale for the interaction is l . In the opposite case, $t \gg e\mathcal{E}_{1,2}l$, the parameter ν is large, $|\nu| \gg 1$, and the product $X^\nu \exp(-X^2/2)$ in (22) sets a scale for X : $X \sim |\nu|^{1/2} \sim t/e\mathcal{E}_{1,2}l$, which leads to the characteristic scale $\sim t/e\mathcal{E}_{1,2}$ for the interaction region.

III. THE EFFECTIVE SADDLE POINT

Assume for concreteness that two equipotentials that nearly touch each other, have their origin in two displaced potential minima in each layer (Fig. 5)

$$V_1(x, y) = \frac{m\Omega_1^2}{2} [(y - y_1)^2 + x^2] + V_{10}$$

$$\approx \frac{m\Omega_1^2}{2} [x^2 - 2y_1y + y_1^2] + V_{10}, \quad (23)$$

$$V_2(x, y) = \frac{m\Omega_2^2}{2} [(y + y_2)^2 + x^2] + V_{20}$$

$$\approx \frac{m\Omega_2^2}{2} [x^2 + 2y_2y + y_2^2] + V_{20}, \quad (24)$$

where $(y_1, 0)$ and $(-y_2, 0)$ are the positions of the minima, V_{10}, V_{20} are the heights and Ω_1, Ω_2 are the curvatures. We neglect the terms $\sim y^2$ in (23), (24) since the relevant y appears to be small.

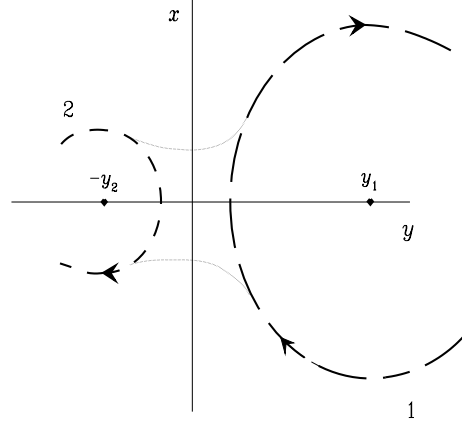


FIG. 5. Effective saddle point formed by equipotentials from different layers after projection on the same plane.

The condition that two equipotentials come close to each other at $x = 0, y = 0$, can be expressed as

$$\frac{m\Omega_1^2 y_1^2}{2} + V_{10} \approx \frac{m\Omega_2^2 y_2^2}{2} + V_{20} \approx E \quad (25)$$

Then the system of equations for the amplitudes Ψ_1, Ψ_2 , similar to (5), (6), can be written as

$$\left[\frac{\hat{p}_x^2}{2m} + \frac{m(\omega^2 + \Omega_1^2)}{2} \left(x - \frac{\omega}{\omega^2 + \Omega_1^2} \frac{\hat{p}_y}{m} \right)^2 \right] \Psi_1 +$$

$$\left(\frac{\Omega_1^2}{2m\omega^2} \hat{p}_y^2 - m\Omega_1^2 y_1 y \right) \Psi_1 -$$

$$\left[E - \hbar\omega \left(n + \frac{1}{2} \right) - \frac{m\Omega_1^2 y_1^2}{2} - V_{10} \right] \Psi_1 = t\Psi_2, \quad (26)$$

$$\left[\frac{\hat{p}_x^2}{2m} + \frac{m(\omega^2 + \Omega_2^2)}{2} \left(x - \frac{\omega}{\omega^2 + \Omega_2^2} \frac{\hat{p}_y}{m} \right)^2 \right] \Psi_2 +$$

$$\left(\frac{\Omega_2^2}{2m\omega^2} \hat{p}_y^2 + m\Omega_2^2 y_2 y \right) \Psi_2 -$$

$$\left[E - \hbar\omega \left(n + \frac{1}{2} \right) - \frac{m\Omega_2^2 y_2^2}{2} - V_{20} \right] \Psi_2 = t\Psi_1. \quad (27)$$

We will search for a solution in the following form:

$$\Psi_1 = \int dk A(k) e^{iky} \phi_n \left(x - \frac{\omega^2}{\omega^2 + \Omega_1^2} l^2 k \right), \quad (28)$$

$$\Psi_2 = \int dk B(k) e^{iky} \phi_n \left(x - \frac{\omega^2}{\omega^2 + \Omega_2^2} l^2 k \right). \quad (29)$$

Upon substituting (28), (29) into (26), (27), we get a system of equation for the functions A and B

$$-im\Omega_1^2 y_1 \frac{\partial A}{\partial k} + a(k)A(k) = tc(k)B(k), \quad (30)$$

$$+im\Omega_2^2 y_2 \frac{\partial B}{\partial k} + b(k)B(k) = tc(k)A(k), \quad (31)$$

where $c(k)$ is the overlap integral

$$c(k) = \int dx \phi_n \left(x - \frac{\omega^2 l^2 k}{\omega^2 + \Omega_1^2} \right) \phi_n \left(x - \frac{\omega^2 l^2 k}{\omega^2 + \Omega_2^2} \right), \quad (32)$$

and the coefficients $a(k)$ and $b(k)$ are defined as

$$a(k) = \frac{m\Omega_1^2 l^4 k^2}{2} - \left(E - \frac{m\Omega_1^2 y_1^2}{2} - V_{10} \right), \quad (33)$$

$$b(k) = \frac{m\Omega_2^2 l^4 k^2}{2} - \left(E - \frac{m\Omega_2^2 y_2^2}{2} - V_{20} \right). \quad (34)$$

It can be easily seen that $c(k) = 1$ for $\Omega_1 = \Omega_2$ and the correction in the case when the two frequencies are different, is proportional to $(\Omega_1^2 - \Omega_2^2)^2 / \omega^4$. Since the random potential is smooth, we can neglect this correction and set $c(k) = 1$. The system (30), (31) can be reduced to a single second-order differential equation, say, for $A(k)$

$$\frac{d^2 A}{dk^2} + i \left(\frac{a}{m\Omega_1^2 y_1} - \frac{b}{m\Omega_2^2 y_2} \right) \frac{dA}{dk} + \left[\frac{ab - t^2}{m^2 \Omega_1^2 \Omega_2^2 y_1 y_2} + \frac{i}{m\Omega_1^2 y_1} \frac{da}{dk} \right] A = 0. \quad (35)$$

The term with first derivative can be eliminated by the following substitution

$$A(k) = \exp \left[-\frac{i}{2} \int_{-\infty}^k dk' \left(\frac{a(k')}{m\Omega_1^2 y_1} - \frac{b(k')}{m\Omega_2^2 y_2} \right) \right] \mathcal{A}(k), \quad (36)$$

after which Eq. (35) takes the form

$$\frac{d^2 \mathcal{A}}{dk^2} + \left[\frac{1}{4} \left(\frac{a}{m\Omega_1^2 y_1} + \frac{b}{m\Omega_2^2 y_2} \right)^2 - \frac{t^2}{m^2 \Omega_1^2 \Omega_2^2 y_1 y_2} + \frac{il^4 k}{2} \left(\frac{1}{y_1} + \frac{1}{y_2} \right) \right] \mathcal{A} = 0. \quad (37)$$

It is convenient to introduce the following notations:

$$\frac{2}{y_0} = \frac{1}{y_1} + \frac{1}{y_2}, \quad \Omega_0^2 = \Omega_1 \Omega_2 \frac{\sqrt{y_1 y_2}}{y_0}, \quad (38)$$

$$\varepsilon_0 = \frac{\Omega_0^2 y_0}{2\Omega_1^2 y_1} \left[E - \frac{m\Omega_1^2 y_1^2}{2} - V_{10} \right] + \frac{\Omega_0^2 y_0}{2\Omega_2^2 y_2} \left[E - \frac{m\Omega_2^2 y_2^2}{2} - V_{20} \right]. \quad (39)$$

Using the definitions of a and b , the equation (37) becomes

$$\frac{d^2 \mathcal{A}}{dk^2} + \left[\left(\frac{\varepsilon_0}{m\Omega_0^2 y_0} - \frac{l^4 k^2}{2y_0} \right)^2 - \left(\frac{t}{m\Omega_0^2 y_0} \right)^2 + \frac{il^4 k}{y_0} \right] \mathcal{A} = 0. \quad (40)$$

Eq. (40) has the form of the Schrödinger equation with a complex “potential energy”. However, not all the terms in the “potential energy” are relevant. This becomes obvious if we introduce the following rescaling of the argument

$$k = \frac{1}{l} \left(\frac{m\Omega_0^2 y_0^2}{t} \right)^{\frac{1}{4}} z. \quad (41)$$

Then the equation (40) takes the form

$$\frac{d^2 \mathcal{A}}{dz^2} + \left[-z^2 \frac{\varepsilon_0}{t} + \frac{\varepsilon_0^2 - t^2}{t^2 \alpha^2} + \frac{1}{4} z^4 \alpha^2 + iz\alpha \right] \mathcal{A} = 0, \quad (42)$$

where we have introduced the dimensionless parameter

$$\alpha = \frac{l}{y_0} \left(\frac{m\Omega_0^2 y_0^2}{t} \right)^{\frac{3}{4}}. \quad (43)$$

This parameter can be estimated as follows. The typical value of y_0 is $\sim R_c$; the curvature Ω_0 can be found from the condition [16]: $m\Omega_0^2 R_c^2 \sim \Gamma$. Then we have $\alpha \sim (l/R_c)(\Gamma/t)^{3/4}$. But within the domain we are interested in, t is larger than Γ/R_c . Then we get $\alpha < (l/R_c)^{1/4} \ll 1$. This allows to drop the last two terms in the potential energy. It can be also seen that the effective saddle point corresponds to $|\varepsilon_0 + t| \ll t$. Indeed, under this condition Eq. (42) takes the form

$$\frac{d^2 \mathcal{A}}{dz^2} + \left[z^2 - 2 \frac{(\varepsilon_0 + t)}{t\alpha^2} \right] \mathcal{A} = 0. \quad (44)$$

which is the equation, describing the scattering from the inverted parabolic potential. The expression for the transmission coefficient for this potential is well-known [17]

$$T(E) = \frac{1}{1 + \exp \left[\frac{2\pi(\varepsilon_0 + t)}{t\alpha^2} \right]}. \quad (45)$$

We see that the characteristic energy scale for the change of the transmission coefficient is

$$\Delta \sim t\alpha^2 \sim \frac{\Gamma^{\frac{3}{2}}}{t^{\frac{1}{2}}} \left(\frac{l}{R_c} \right)^2. \quad (46)$$

Using the above estimates, the condition $\alpha \ll 1$, which guarantees that the region of nearly touching of two equipotentials acts as a saddle point, can be rewritten as $t \gg \Gamma(l/R_c)^{4/3}$. Note that Δ decreases with increasing t , reflecting the fact that the larger is t , the closer should equipotentials approach each other in order to form the effective saddle point.

IV. CONCLUSION

The main result of the present paper is that for a double-layer system with smooth uncorrelated disorder, the position of delocalized states as a function of coupling between the layers, has a wide plateau (Fig. 3). This is in contrast to the case when the disorder in both layers is strictly the same. In the latter case, the energy separation between the localized states is just $2t$. Note that the prediction we make can, in principle, be tested experimentally on a *single* sample, since, as it was shown in Ref. [18], the tunnel integral t can be effectively tuned (suppressed) by applying a parallel magnetic field.

When the authors of Ref. [1] questioned the applicability of the network model to double-layer systems, they implied that the network remains the same as the coupling between layers changes. Our considerations shows that a single channel network model applies within a wide range of t , but the *network itself* experiences restructuring with t . In particular, while at $t = 0$ the nodes are the saddle points of the intralayer potential, at large enough coupling the nodes are the points where equipotentials from different layers touch each other.

Experimentally it might be hard to realize both, smooth disorder within each layer and the absence of correlation between the layers. However, for our arguments to apply, it is sufficient that the correlation between the layers is not absolute. In other words, it should be allowed for two equipotentials, corresponding to the same energy, to be displaced by more than a magnetic length. Then our picture remains valid, but the correlation would lead to the shift of the percolation threshold to an energy much closer to the center of the Landau level, than in the case of uncorrelated disorder. This implies that the “splitting” of the delocalized states in the regime when the coupling between equipotentials is already strong would still remain much smaller than Γ , i.e. the plateau shown in Fig. 3 would become lower, and hence, narrower.

In the paper we demonstrate that when the tunnel integral exceeds the characteristic value $\Gamma l/R_c$, the critical exponent, κ , of the localization length is the same as for $t = 0$. We also argue that the description based on a single-channel network model (and thus $\kappa = 7/3$) is applicable within the interval $\Gamma l/R_c > t > \Gamma(l/R_c)^{4/3}$. Therefore if the doubling of κ established in Ref. [1] occurs, this may happen only for $t < \Gamma(l/R_c)^{4/3}$. However, it seems more likely that the description in terms of a single-channel network model with neighboring cells belonging to different layers applies even at very small t . The reason why we anticipate this is the following. The solution of the model problem in Sect. III shows that if two minima of the random potential in different layers are located anomalously close to each other (y_1, y_2 in (23),(24) are anomalously small), then the formation of the effective saddle point becomes possible *even at very small* t . Certainly, the smaller is t , more sparse these sad-

dle points are. At $t = 0$ the localization length increases in each layer as $\xi(E) \propto E^{-7/3}$, and each localized state consists of many cells of the intralayer network, separated by saddle points. Then, if t is finite and very small, at some $E = E_c^{(2)}$ there will be ~ 1 effective saddle point per perimeter of a localized state in each layer. At this energy (as well as at $E = -E_c^{(2)}$) the states in two layers would form a new network with a much larger unit cell $\sim \xi(E_c^{(2)})$. Then the localization length would behave as $(E - E_c^{(2)})^{-7/3}$ with a prefactor much bigger than that for a single layer. Certainly, this scenario is only hypothetical.

Note that there is a significant difference between our picture and the one outlined by Sørensen and MacDonald [1]. The line of argument in Ref. [1] is as follows. In the absence of a disorder an electron residing initially, say, in the first layer, would oscillate between the layers with a period $\tau = 2\pi\hbar/t$. When the disorder is present, the electron drifts within the layer with velocity v_1 . It was assumed in Ref. [1] that the change of the layers would most probably occur after an electron travels the distance $l_{dr} = v_1\tau = 2\pi\hbar v_1/t \sim \Gamma l^2/tR_c$. In our picture the possibility for an electron in the first layer to tunnel depends on the actual topography of the random potential in the second layer. In contrast to Ref. [1], in our picture the change of the layers occurs locally, at the intersections of equipotentials with the same energy. At the same time in the regime of strong coupling, $t > \Gamma l/R_c$, that we considered, the distance (in the vicinity of an intersection), over which the change of the layers takes place, is $\sim tR_c/\Gamma$ and it is much larger than l_{dr} .

Our picture also differs from that by Laikhtman and Menashe [19]. Similarly to Ref. [1], they assume that the process of changing layers, during the drift along the equipotential, occurs homogeneously, but they get a different estimate for the characteristic length of travel within a given layer. Their estimate, $R_c^2\Gamma/lt$, is larger than tR_c/Γ and, correspondingly, larger than l_{dr} .

ACKNOWLEDGMENTS

The authors are grateful to T. V. Shahbazyan for reading the manuscript and valuable remarks. One of the authors (M. E. R.) is grateful to E. Sørensen for a useful discussion. He is also grateful to the Aspen Center for Physics for hospitality.

* also at University of Bucharest, Romania

[1] Erik S. Sørensen and A. H. MacDonald, cond-mat/9606006.

- [2] T. Ohtsuki, Y. Ono, and B. Kramer, Surf. Sci., **263**, 134 (1992); T. Ohtsuki, B. Kramer, and Y. Ono, Physica B **184**, 26 (1993); *ibid* J. Phys. Soc. Jpn. **62**, 224 (1993).
- [3] J. T. Chalker and P. D. Coddington, J. Phys. C **21**, 2665 (1988).
- [4] D. K. K. Lee and J. T. Chalker, Phys. Rev. Lett. **72**, 1510 (1994);
- [5] D. K. K. Lee, J. T. Chalker, and D. Y. K. Ko, Phys. Rev. B **50**, 5272 (1994);
- [6] J. T. Chalker and A. Dohmen, Phys. Rev. Lett. **75**, 4496 (1995).
- [7] C. B. Hanna, D. P. Arovas, K. Mullen, and S. M. Girvin, Phys. Rev. B **52**, 5221 (1995).
- [8] H. Fertig and B. I. Halperin, Phys. Rev. B **36**, 7969 (1987).
- [9] D.-H. Lee, Z. Wang, and S. Kivelson, Phys. Rev. Lett. **70**, 4130 (1993).
- [10] B. Huckinstein and B. Kramer, Phys. Rev. Lett. **64**, 2304 (1990); B. Huckinstein, Rev. Mod. Phys. **67**, 357 (1995).
- [11] Y. Huo and R. N. Bhatt, Phys. Rev. Lett. **68**, 1375 (1992).
- [12] Z. Wang, D.-H. Lee, and X.-G. Wen, Phys. Rev. Lett. **72**, 2454 (1994).
- [13] D. Stauffer and A. Aharony, *Introduction to Percolation Theory* (Taylor and Francis, London, 1992).
- [14] C. Zener, Proc. Roy. Soc. A **137**, 696 (1932).
- [15] *Higher Transcendental Functions*, edited by A. Erdélyi, (McGraw-Hill, New York, 1953), Vol. 2.
- [16] D. G. Polyakov and B. I. Shklovskii, Phys. Rev. Lett. **73**, 1150 (1994); **74**, 150 (1995).
- [17] L. D. Landau and E. M. Lifshitz, *Quantum Mechanics* (Pergamon, New York, 1977).
- [18] J. Hu and A. H. MacDonald, Phys. Rev. B **46**, 12554 (1992).
- [19] B. D. Laikhtman and D. Menashe, Phys. Rev. B **52**, 8974 (1995).