

# $\nu = 1/2$ Bilayer Tunnelling

D. Lidsky

*Department of Physics, Rutgers University, Piscataway, NJ 08855*

## Abstract

Tunneling of electrons between two  $\nu = 1/2$  quantum Hall parallel planes is studied. In order to calculate the physical electron Green's function, the Chern-Simons gauge field formalism is used, both in a perturbative many-body calculation and in a semiclassical calculation. In contrast to recent experiments, no gap in the physical electron density of states is found. A conjecture is made that either perturbation theory about the mean field Fermi liquid ground state is inadequate, or that disorder within the interplanar barrier plays a role.

arXiv:cond-mat/9512166v1 24 Dec 1995

Experimental measurements of tunnelling between two quantum Hall layers reveal a gap-like current-voltage characteristic,  $I = I_0 \exp(-\Delta/V)$ . For odd denominator filling factors, this behavior is qualitatively, but not quantitatively, explainable in terms of single plane transport properties. In particular, although the single plane experiments for  $\nu = 1/3$  show a gap only of order 2K [1] [2], the bilayer tunneling measurements show a much larger gap of order 100K [3]. For even denominator filling factors, there is not even qualitative similarity between the single layer and the bilayer spectrum. The single layer  $\nu = 1/2$  quantum Hall state possesses a Fermi surface. Nevertheless, tunnelling experiments have shown gap-like behavior over a broad range of external magnetic fields, corresponding to both odd and even filling factors [3].

He, Platzmann, and Halperin have calculated the tunnelling rate and have gotten good agreement with experiment [4]. They calculated the one-electron Green's function by analogy to the x-ray edge problem, in which a localized deep hole interacts with some bosonic excitations. In order to make the analogy, they assume that the electron which tunnels into the adjacent plane is localized because it sees the strong external magnetic field. On the other hand all the other electrons have been transformed into Chern Simons fermions which see no effective magnetic field.

In the present work, we express all electrons, in particular the tunnelling electron, in terms of Chern-Simons fermions attached to two flux tubes.

Since the same behavior was observed experimentally over a wide range of filling factors, the explanation must be universal. In other words, some may question the point of a theory that applies to  $\nu = 1/2$  only. Indeed, several authors have explained the result classically as the problem of overcoming the Coulomb blockade, or as the problem of an extra electron attempting to merge into a rigid Wigner crystal [5]. However, these classical explanations leave certain questions unanswered. The Coulomb blockade explanation implies incompressibility. But, experimentally, the single plane  $\nu = 1/2$  state has finite conductivity and thus is compressible. Likewise, the Wigner crystal is not observed for  $\nu = 1/2$ . Even if those contradictions can be resolved, it is still important to check the validity of the Chern-

Simons formalism of the half-filled Landau level. We will see that perturbative corrections to the mean field Fermi liquid ground state do not lead to a decaying electron Green's function and consequently do not reproduce even qualitatively the experimental results.

## I. PHYSICAL ELECTRON GREEN'S FUNCTION

Following [7], [8], a physical electron is transformed into a Chern-Simons fermion as follows

$$\psi_e^\dagger(r) = \psi^\dagger(r) \exp[i\tilde{\phi} \int d^2r' \text{arg}(r - r') \rho(r')] \quad (1)$$

In the present work, it will prove convenient to rewrite the phase in terms of the the contour integral of the Chern-Simons gauge field,  $\vec{a}$ .

$$\psi_e^\dagger(r) = \psi^\dagger(r) \exp[-ig \int_{C_r} d\vec{r}' \cdot \vec{a}(\vec{r}')] \quad (2)$$

$g$  is inserted for convenience. Since we will soon do perturbation theory in powers of  $a$ ,  $g$  can be thought of as a small parameter which will later be set equal to one. The contour of integration,  $C_r$ , is determined by the convention that arguments of vectors in the plane be measured with respect to the x-axis. The contour goes partially around the periphery of the sample and then goes to the point  $r$  along the negative  $x$ -axis (Figure 1). Since the physical problem is rotationally invariant, no physical quantity should depend on the choice of  $C_r$ . It can be shown that a different convention for  $C_r$  is equivalent to a gauge transformation and thus is unmeasurable.

We write the physical electron Green's function as a functional integral over CS fermions and CS gauge fields

$$\begin{aligned} \langle \psi_e(t) \psi_e^\dagger(0) \rangle = & \int D\psi D\psi^* Da_i Da_0 e^{-S_0} e^{-gS_{int}} \psi(t) \psi^\dagger(0) \\ & \exp[-i \int_{C_0} d\vec{r}' \cdot g\vec{a}(\vec{r}', t)] \exp[i \int_{C_0} d\vec{r}' \cdot g\vec{a}(\vec{r}', 0)] / Z \end{aligned} \quad (3)$$

The interaction between the fermion and the gauge field is

$$S_{int} = -ig \int d\tau dr^2 \psi^* \vec{a} \cdot \nabla \psi \quad (4)$$

## II. PERTURBATION THEORY

Notice that ( 2) and ( 4) each contain the small parameter,  $g$ . When doing a perturbative calculation, expanding in  $g$ , there are terms from the Chern-Simons phase ( 2) and terms from the interaction ( 4). Some care must be given when applying diagrammatic perturbation theory; in particular, not all disconnected diagrams cancel.

The disconnected diagrams coming from the Chern-Simons phase alone contribute an overall multiplicative factor, given by the linked cluster expansion, to the on-site physical electron Green's function. First let us inspect the lowest order  $g^2$  terms involving the contour phase only ( 2).

$$\begin{aligned}
& \int D\psi D\psi^* Da_i Da_0 e^{-S_0} \psi(t) \psi^\dagger(0) \\
& [1 - ig \int_{C_0} dr t_i a_i(\vec{r}\vec{t}, t) - \frac{1}{2}g^2 \int_{C_0} dr t_i \int_{C_0} dr \prime\prime_j a_i(\vec{r}\vec{t}, t) a_j(\vec{r}\vec{\prime\prime}, t)] \\
& [1 + ig \int_{C_0} dr \prime\prime_j a_j(\vec{r}\vec{\prime\prime}, 0) - \frac{1}{2}g^2 \int_{C_0} dr t_i \int_{C_0} dr \prime\prime_j a_i(\vec{r}\vec{t}, 0) a_j(\vec{r}\vec{\prime\prime}, 0)] / Z \\
& = \langle \psi(t) \psi^\dagger(0) \rangle [- \int_{C_0} dr t_i \int_{C_0} dr \prime\prime_j \mathcal{D}_{ij}(r\prime - r\prime\prime, 0) + \int_{C_0} dr t_i \int_{C_0} dr \prime\prime_j \mathcal{D}_{ij}(r\prime - r\prime\prime, t)] \\
& = G^0(t) \int_{C_0} dr t_i \int_{C_0} dr \prime\prime_j \int (d\omega dk) \mathcal{D}(\omega, k) e^{ik \cdot (r\prime - r\prime\prime)} [e^{-i\omega t} - 1] (\delta_{ij} - \frac{k_i k_j}{k^2}) \\
& \approx G^0(t) \int (d\omega dk) \mathcal{D}(\omega, k) [e^{-i\omega t} - 1] / k^2 \\
& \sim G^0(t) (1 - 1/\sqrt{\epsilon_F t})
\end{aligned} \tag{5}$$

Diagrammatically, the fourth line of the previous expression corresponds to Figure 2. We can sum up all such disconnected diagrams using the linked cluster expansion

$$G(t) \sim G^0(t) \exp(-1/\sqrt{\epsilon_F t}) \tag{6}$$

As we are interested in long time behavior, the contribution from the phase due to the space part of the gauge field will have no effect.

Now let us investigate contributions coming from  $S_{int}$  ( 4) only. The usual rules of diagrammatic perturbation theory apply and we consider only connected diagrams. The lowest order self-energy due to the interaction between the fluctuating gauge field and the fermion (Figure 3) is

$$\Sigma(i\omega, p) = \int (d\nu dk) \mathcal{D}(\nu, k) G(\omega - \nu, p - k) v_\alpha v_\beta (\delta_{\alpha\beta} - k_\alpha k_\beta / k^2) \quad (7)$$

We choose coordinates in  $k$ -space,  $k_\parallel$  and  $k_\perp$ , which are parallel and perpendicular to the Fermi vector. We will see shortly that  $|k_\parallel| \ll |k_\perp|$  over the relevant ranges of integration, giving  $v_\alpha v_\beta (\delta_{\alpha\beta} - k_\alpha k_\beta / k^2) = v^2 (1 - k_\parallel^2 / (k_\parallel^2 + k_\perp^2)) \approx v^2$ . In the Matsubara formalism,

$$\begin{aligned} \mathcal{D}^{-1}(\nu, k) &= k_F |\nu| / 2\pi q + \chi_0 q^2 + v(q) q^2 / (4\pi)^2 \\ v(q) &= 2\pi e^2 / \epsilon q \end{aligned}$$

For the case of Coulomb interactions which we consider here at small wave vectors and in the clean limit, we have  $\mathcal{D}^{-1}(\nu, k) \approx k_F |\nu| / 2\pi q + v(q) q^2 / (4\pi)^2$ . At the Fermi surface,

$$\Sigma(i\omega, p) = \int (d\nu dk_\parallel dk_\perp) (i\omega - i\nu + vk_\parallel)^{-1} v_F^2 (k_F |\nu| / 2\pi q + v(q) q^2 / (4\pi)^2)^{-1} \quad (8)$$

$$\approx \frac{2iv_F \epsilon}{\pi e^2} \omega \ln |4\epsilon\omega / e^2 k_F| \quad (9)$$

This self-energy is characteristic of marginal Fermi liquids.

Finally, we investigate perturbative contributions from cross terms between the contour phase and the interaction. To order  $g^2$  we retain

$$\begin{aligned} \langle \psi_e(r, \tau) \psi_e^\dagger(0, 0) \rangle_{cross} &= \int D\psi D\psi^* D a_i e^{-S_0} \psi(t) \psi^\dagger(0) \\ &\quad [1 + i \int_{C_0} d\vec{r} \vec{t} \cdot g \vec{a}(\vec{r} \vec{t}, 0)] [1 - i \int_{C_r} d\vec{r} \vec{t} \cdot g \vec{a}(\vec{r} \vec{t}, \tau)] \\ &\quad [1 - ig \int d\tau' d^2 r' \psi^*(r' \tau') \vec{a}(r', \tau') \cdot \nabla \psi(r', \tau')] / Z \\ &= [- \int_{C_r} dr''_\mu \int d\tau' d^2 r' \mathcal{D}_{\mu\alpha}(r'' - r', \tau - \tau')] \\ &\quad + \int_{C_0} dr''_\nu \int d\tau' d^2 r' \mathcal{D}_{\nu\alpha}(r'' - r', 0 - \tau')] \\ &\quad \langle \psi(r, \tau) \psi^\dagger(0, 0) \psi^\dagger(r', \tau') \nabla_\alpha \psi(r', \tau') \rangle \end{aligned} \quad (10)$$

Fourier transforming

$$G(\omega, k)_{cross} = G^0(\omega, k) \left\{ 1 + 2 \int (d\nu dq) \mathcal{D}(\nu, q) G^0(\omega - \nu, k - q) \left[ \frac{k_x}{q_x} - \frac{\mathbf{k} \cdot \mathbf{q}}{q^2} \right] \right\} + \dots \quad (11)$$

Notice that the expression is not rotationally invariant, while the physical system is. This is due to the convention of measuring angles with respect to the x-axis. The non-invariant

part will only contribute a phase to the electron Green's function and this will not affect any measurable quantity. When we go to the next order in the perturbation due to cross terms between the Chern-Simons phase and the interaction, we find that the diagrams cross. However, to logarithmic accuracy, they may be decoupled, meaning that interference can be neglected. At higher orders, calculating the isotropic part is messy. Instead, we calculate the anisotropic part and see that the coefficients look like the Taylor series for an exponential. We expect the isotropic part to behave the same way. Combining ( 9) and ( 11) we obtain

$$G(\omega, k) = G^{CS}(\omega, k) \exp\left[\frac{|\omega|}{8\pi^2\epsilon_F} \ln |\epsilon_F/\omega| + \frac{i}{\pi^2} \ln |k_F/\omega|\right] \quad (12)$$

where

$$G^{CS}(\omega, k) = 1/(G^o(\omega, k)^{-1} - \Sigma(i\omega)) \quad (13)$$

The phase of the exponential in ( 12) is not rotationally invariant and was evaluated for the case when  $k$  lies along the  $x$ -axis. As was mentioned previously, the phase will not be detectable in any physically measurable quantity. The real part of the exponent is rotationally invariant.

However, as  $\omega$  goes to zero, the real part vanishes. The Chern-Simons phase makes no contribution. For small  $\omega$ , we are left with  $G(\omega, k) = G^{CS}(\omega, k)$ . The one particle Green's function of the Chern-Simons fermion is the same as the one-particle Green's function of the physical electron. It is as if the quasiparticle can tunnel coherently. We may obtain the tunnelling current from the Kubo formula

$$I(V) = 2e \sum_{k,p} |T_{k,p}|^2 \int_{-\infty}^{\infty} \frac{d\epsilon}{2\pi} A_R(k, \epsilon) A_L(p, \epsilon + eV) (n_F(\epsilon) - n_F(\epsilon + eV)) \quad (14)$$

where  $A_R$  and  $A_L$  are the spectral functions for the right and left planes. The tunnelling matrix element  $T_{k,p}$  is assumed to conserve transverse momentum. From the one particle Green's function ( 13), the Kubo formula gives

$$I(V) = e|T_{k,p}|^2 a^2 (m/2) \int_{-\infty}^{\infty} d\xi \int_{-eV}^0 d\omega \frac{|\omega||\omega + eV|}{\frac{1}{[\omega - \xi - a \ln |b\omega|]^2 + [a\pi|\omega|/2]^2} + \frac{1}{[\omega + eV - \xi - a \ln |b(\omega + eV)|(\omega + eV)]^2 + [a\pi|\omega + eV|/2]^2}}$$

where  $a = 2\epsilon v_F/\pi e^2$  and  $b = \pi a/\epsilon_F$ . In the dirty case,  $\omega\tau \ll 1$ ,  $\Sigma(\omega) \sim \frac{-i\text{sgn}(\omega)}{\tau} \ln |\epsilon_F/\omega|$ , a larger contribution than in the clean case. Experimental measurements of the relaxation time give  $1/\tau \simeq 0.1\text{meV}$  [6]. To logarithmic accuracy, ( 14) gives

$$I(V) \propto \begin{cases} \tau V/\ln^2 |\epsilon_F/V| & \text{clean:} & V \ll 1/\tau \\ 1/\ln^2 |\epsilon_F/V| & \text{dirty:} & 1/\tau \ll V \ll \epsilon_F \end{cases} \quad (15)$$

This result is completely different from experiments [3].

### III. SEMI-CLASSICAL APPROXIMATION

In this section we will argue that the Chern-Simons phase can be viewed as a current source in an effective Lagrangian of the gauge fields. This source term will induce a vector potential, just as in classical electrodynamics. From the induced potential, we can write down the force that a charged particle would feel as it propagates from the origin at time zero to the point  $r_0$  at time  $t_0$ . We will see at the classical level that the induced potential has no effect on the tunnelling rate.

We rewrite ( 3) such that the CS phase is part of the action.

$$\mathcal{L} = \frac{1}{2}a\Pi a - \vec{j}^{CS} \cdot \vec{a}, \quad (16)$$

where  $\vec{j}^{CS}$  is determined by

$$-i \int_{C_{r_0-C_0}} d\vec{r} \cdot \vec{a}(\vec{r}, t_0) = i \int j^{CS}(\vec{r}_0, t_0; \vec{r}, t) \cdot \vec{a}(\vec{r}, t) dx dy dt \quad (17)$$

The current source  $\vec{j}^{CS}$  can be written in terms of  $\delta$ -functions and  $\theta$ -functions to match Figure 1. For concreteness, consider the sample to be a square of side length  $2l$ .

$$\begin{aligned} \vec{j}^{CS}(\vec{r}_0, t_0; \vec{r}, t) = & -\delta(t' - t_0)g\{\hat{y}(\delta(x' - l)[\theta(y') - \theta(y' - l)] \\ & -\delta(x' + l)[\theta(y' - y_0) - \theta(y' - l)]) + \hat{x}(\delta(y' - y_0)[\theta(x' + l) - \theta(x' - x_0)] \\ & -\delta(y' - l)[\theta(x' + l) - \theta(x' - l)])\} + \delta(t' - 0)g\{\hat{y}(\delta(x' - l)[\theta(y') - \theta(y' - l)] \\ & -\delta(x' + l)[\theta(y') - \theta(y' - l)]) + \hat{x}(\delta(y')[\theta(x' + l) - \theta(x')] \\ & -\delta(y' - l)[\theta(x' + l) - \theta(x' - l)])\} \end{aligned}$$

The current source  $\mathbf{j}^{\text{CS}}$  makes the electron feel a force, but with negligible effect on the trajectory. The induced classical vector potential is given by

$$a_i^{\text{cl}} = D_{ij} j_j^{\text{CS}} \quad (18)$$

This leads to a time-dependent electric field which gives a time-dependent force in Newton's equation of motion. Suppose we are interested in the propagator of an electron which starts at the origin at  $t = 0$  and travels along the  $x$ -axis to the point  $x = x_o$  at  $t = t_o$ . Its classical equation of motion is

$$\ddot{x} = \sqrt{t_{\text{cl}}} \left\{ \frac{x}{t^{5/2}} + \frac{x - x_o}{(t_o - t)^{5/2}} \right\} \quad (19)$$

where  $t_{\text{cl}} = 3\hbar^2(4\pi\epsilon p_F/e^2)^{3/2}/16\pi m p_F$ . This is a boundary value problem which can be solved numerically. The trajectory is roughly linear except for the neighborhood of the initial and final points. In the semiclassical approximation, the propagator is the zero field propagator times the phase factor of the line integral of the gauge field along the classical trajectory. However, this phase will not affect the tunnelling rate. Thus, agreeing with our many-body calculation above, the Chern-Simons phase has no physical effect.

#### IV. CONCLUSION

We have studied the Green's function of physical electrons in the half-filled Landau level. Although these Green's functions differ from those of the quasiparticles, perturbation theory about the mean field solution gives only small (logarithmic) corrections to normal metallic properties. In particular, interactions with the gauge field do not open up a gap. This theoretical result is at odds with experiments in which tunnelling is exponentially suppressed at low voltages, implying a pseudo-gap. One possibility is that our theoretical model contains the correct physics, but perturbative corrections to mean field solution at  $\nu = 1/2$  fail to capture the physical density fluctuations that prevent an electron from propagating. Another possibility is that we have left some physics out of our model. We



now speculate on other possible scenarios that might resolve the contradiction between theory and experiment.

We have assumed that, in the absence of tunnelling, the electrons in one layer are uncorrelated with the electrons in another layer. Bonesteel [9] considered, in addition to the intralayer Coulomb repulsion, an interlayer Coulomb repulsion, for the case  $\nu = 1/4$ . He found that interlayer correlations lead to an attractive pairing interaction between fermions in different layers. This could lead to a superconducting gap. However, there are two arguments against this mechanism of gap formation. One is that in-plane superconductivity is not observed. Another is that the layers are too far apart for the existence of an appreciable inter-planar Coulomb interaction. Because of the in-plane Coulomb interaction, the density is approximately constant and the net field of the electrons and positive background falls off exponentially.

Another possibility is that tunnelling is strongly affected by disorder. For instance, we have not considered the dynamics of the electron as it moves through the barrier. Suppose that the barrier contains a “trap” in which the electron spends a significant amount of time,  $t_{trap}$ . In other words, in the single electron picture, the electron tunnels in a two step process: first it moves out of its layer and into the trap, and then it moves from the trap to the other layer. In the many body picture, this process will be suppressed in a fashion similar to the orthogonality catastrophe in the x-ray edge problem. When the electron initially gets trapped below the surface, the electrons remaining in the layer rearrange themselves in response to an effective localized charge. The wave function of the rearranged state is nearly orthogonal to the wave function of the original state. This means that, for  $\omega_c t_{trap} \gg 1$ , the matrix element for the electron to move into the trap is small, and tunnelling is suppressed. We emphasize that, *a priori*, there is no reason to believe that tunnelling involves mid-barrier trapping as an intermediate step. It is just another possible avenue to investigate.

## V. ACKNOWLEDGEMENTS

I would like to thank Lev Ioffe for patiently introducing me to both the experimental and theoretical aspects of the half-filled Landau level. I have also benefitted from discussions with Piers Coleman, David Langreth, Dan Friedan, S.C. Zhang, J. Jain, Andy Schofield, Vlad Dobrosavlevic, Robin Chatterjee, Eduardo Miranda, Marcelo Rozenberg, Juana Moreno, Boris Narozhny, Revaz Ramazashvili and William Bigel.

## REFERENCES

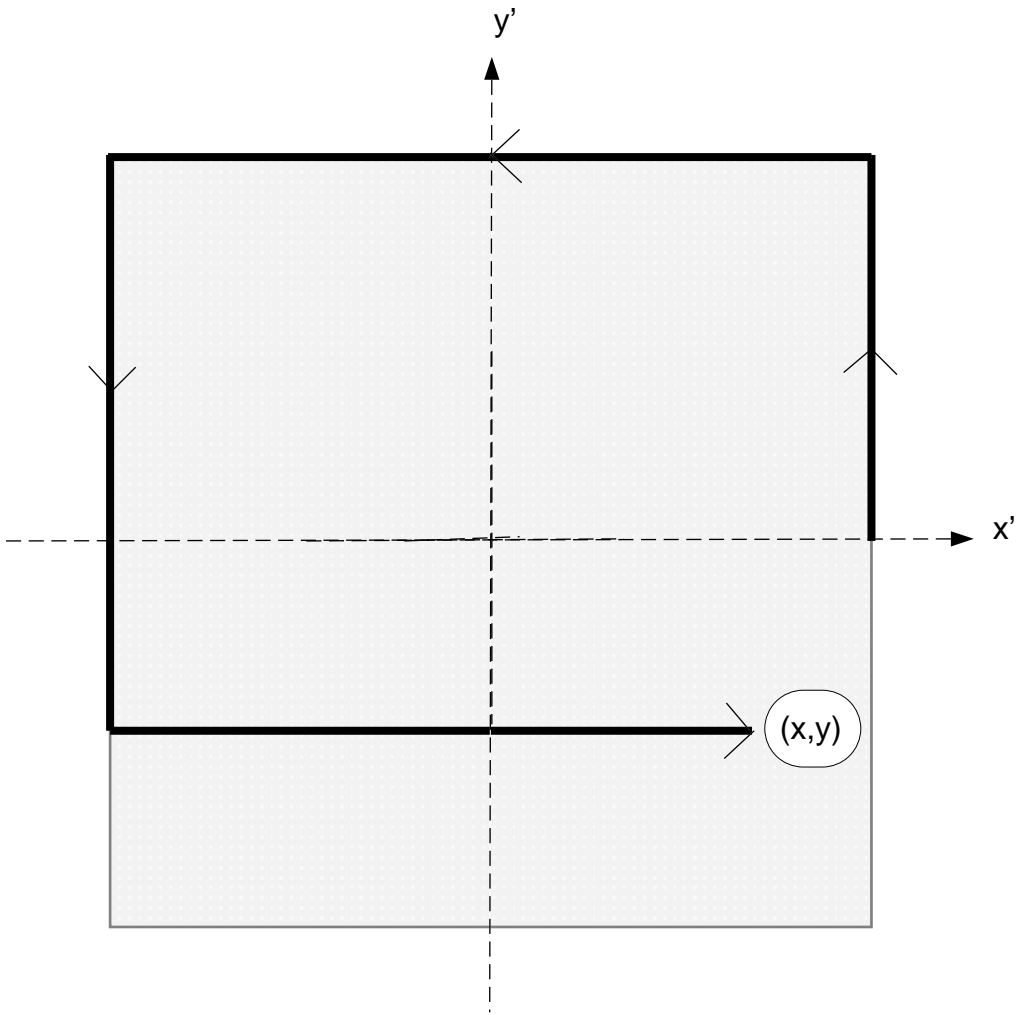
- [1] G.S. Boebinger, A.M. Chang, H.L. Stormer and D.C. Tsui Phys. Rev. Lett. **B 55**, 1606 (1985).
- [2] Albert M. Chang, in: The Quantum Hall Effect, Eds. Richard E. Prange and Steven M. Girvin (Springer-Verlag, New York, 1987) p. 203.
- [3] J.P. Eisenstein, L.N. Pfeiffer, and K.W. West, Surf. Sci. **305**, 393 (1994).
- [4] Song He, P.M. Platzman and B.I. Halperin, Phys. Rev. Lett. **71**, 777 (1993).
- [5] A.L. Efros and F.G. Pikus, Phys. Rev. **B 48**, 14694, (1993).
- [6] R.R. Du, H.L. Stormer, D.C. Tsui, L.N. Pfeiffer, and K.W. West, Phys. Rev. Lett. **70**, 2944 (1993).
- [7] B.I. Halperin, P.A. Lee, and N. Read, Phys. Rev. **B 47**, 7312 (1993).
- [8] V. Kalmeyer and S.C. Zhang, Phys. Rev. B **46**, 9889 (1992).
- [9] N.E. Bonesteel, Phys. Rev. B **B 48**, 11484, (1993).

## FIGURES

FIG. 1. Path over which to integrate the vector gauge field. The shaded area represents the physical sample. The thick black line represents the directed path. The path is gauge dependent and in this case corresponds to the convention that angles are measured with respect to the  $x$ -axis.

FIG. 2. Lowest order diagrams coming from the Chern-Simons phase.

FIG. 3. Lowest order self-energy diagram due to the interaction between the fluctuating gauge field and the fermion.






**0** **t**




**0** **t**



**0**



**0** **t**

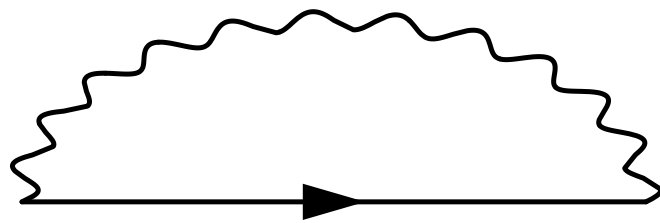


**t**



**0** **t**

**Fig 2**



**Fig 3**