

Anisotropic Localization Effect in Layered Materials

Yuyao Zha¹ and Dongzi Liu²

¹ *Department of Physics and the Science and Technology Center of Superconductivity, University of Illinois at Urbana-Champaign, Urbana, IL 61801*

² *James Franck Institute, University of Chicago, Chicago, IL 60637*

Abstract

We investigate localization properties in the highly anisotropic and intrinsically disordered layered material, which is analogous to high- T_c cuprates. By varying the anisotropy of the system which is parameterized by the interlayer hopping tp , we find a crossover from two-dimensional (2D) to three-dimensional (3D) behavior at a critical hopping amplitude tp_c , where a mobility edge starts to appear. We show that below the mobility edge, anisotropic localization effect may exist for a finite size system, when the ab -plane localization length is longer than the system size and the c -axis localization length is shorter than the system size. Nevertheless, we argue that such anisotropic localization can not account for the “semiconductor” like behavior of the c -axis resistivity of high T_c cuprates.

PACS numbers: 71.30.+h, 74.25.Fy, 74.80.Dm

It has been controversial whether anisotropic localization could exist in intrinsically disordered layered systems such as the high- T_c cuprates [1,2]. There are two interesting theoretical issues: first, whether it is possible at all for a three-dimensional (3D) system to be localized in one direction and extended in the other two directions; secondly, if it is possible, whether this anisotropic localization effect can account for the c -axis resistivity in high T_c cuprates. In this paper, we address both issues.

According to the scaling theory of metal-insulator transition [3], for an infinite 2D system, no matter how weak the disorder is, there is no real metallic behavior, the system is localized. In the presence of inelastic scattering, however, when the length scale of inelastic scattering L_{in} is smaller than the localization length ξ , electron loses its phase coherence before it can finish the back scattering process, thus localization can not be realized. This is the so called finite size effect, the system has the same physical property as if it has a size of order of L_{in} . In a physical system, the inelastic scattering length L_{in} is a function of temperature which decreases as temperature increases, thus effectively, one can mimic the effect of temperature by changing the cutoff length of the system. If the localization length is longer than the cutoff length, the system would have metallic behavior; otherwise, it would behave as an insulator. This is the reason why two-dimensional electron systems in semiconductor heterostructures have very high mobility. One expects that anisotropic transport behavior (such as in high T_c cuprates) could arise in a finite-size (or at finite temperature) anisotropic system (which has different localization lengths along different directions) even if the system is below the mobility edge.

While a 2D system is always localized, it is known that there is a mobility edge in 3D system, where metal insulator transition occurs [3]. We model the highly anisotropic and disordered layered material by an anisotropic tight binding lattice, which is parameterized by hopping t (which is set to be 1 throughout this paper) in the ab -plane and tp along the c -axis. In the limit of $tp = 0$, the system is equivalent to a set of disconnected 2D planes, and therefore has no mobility edge. While at $tp/t = 1$, the model describes an isotropic 3D system, there is a well defined mobility edge, whose position is in principle a function

of disorder. It is interesting to investigate the localization properties in the intermediate regime ($0 < tp/t < 1$). Previous work [4] on this model has shown that the mobility edge immediately emerges once a finite tp is introduced. However, in the presence of strong disorders, the situation is more complicated. One expects that the mobility edge appears only when tp exceeds a critical value tp_c which is a function of the disorder. Equivalently, if one fixes the energy to be at the band center $E = 0$, and changes tp , one expects a metal-insulator transition at $tp = tp_c$, since $E = 0$ is where the extended states start to form once the mobility edge appears. This effect is somewhat similar to the effect studied by Clark *et al* [5], in which they find a critical hopping amplitude between two coupled Luttinger Chains, which separates coherent from incoherent tunneling between two chains.

In this paper, we systematically investigate the possible anisotropic localization effect in layered materials. The conductances for a cubic sample (along both c -axis and ab -plane) are calculated by using the Landauer-Büttiker formula. Our numerical results show that upon increasing the strength of interplane hopping through a critical tp_c , c -axis conductance changes from semiconductor like to metallic, provided that the ab -plane is sufficiently disordered (characterized by disorder strength W), yet metallic. We attribute this phenomenon to the highly anisotropic localization effect – a metal-insulator transition along c -axis for a finite-size sample. We also calculate the finite-size localization length along the c -axis using the transfer matrix technique. By carrying out a finite-size scaling analysis, we found a 2D to 3D crossover where a mobility edge starts to emerge when c -axis hopping is above the same critical tp_c . For highly anisotropic system (such as $tp < 0.3t$), the critical tp_c could be determined from a universal relation $W/tp_c \sim 30 - 40$. We discuss the relevance of this anisotropic localization effect to the anisotropic transport phenomena in high- T_c cuprates.

In the following, we briefly outline our model and technique to calculate the conductance. We model our anisotropic three-dimensional system in a cubic geometry with a finite width (M) square lattice with nearest neighbor hopping. The disorder potential is modeled by the on-site white-noise potential V_{ijm} (i, j denote the column and chain indices, m denotes the plane index) ranging from $-W/2$ to $W/2$. The interplane hopping along c -axis tp is different

from the ab -plane hopping amplitude t . We calculate the conductance in both ab -plane and c -axis, for different degree of anisotropy levels $tp/t \sim 0 - 0.5$. The Hamiltonian of this system can be written as:

$$\begin{aligned} \mathcal{H} = & \sum_{ijm} V_{ijm} |ijm\rangle \langle ijm| \\ & -t \sum_m \sum_{\langle ij;kl \rangle} [|ijm\rangle \langle klm| + c.c.] \\ & -tp \sum_{ij} \sum_m [|ijm\rangle \langle ijm+1| + c.c.], \end{aligned} \quad (1)$$

where $\langle ij;kl \rangle$ indicates nearest neighbors on the m th plane. From now on, we choose ab -plane hopping amplitude t as the energy unit ($t = 1$ throughout the paper). The dc conductance at Fermi energy E for a cubic sample is calculated using the Landauer-Büttiker formula [6]:

$$g = \frac{e^2}{h} \text{Tr} T^\dagger(E) T(E), \quad (2)$$

where $T(E)$ is the transmission matrix which is related to the retarded Greens function $G^+(0, L)$ across the disordered sample (along direction L in a $M \times M \times L$ sample). The retarded single particle Greens function can be calculated using the recursive Greens-function algorithm [7].

We present in Fig.1, the calculated resistance (1,000 sample ensemble average) as function of the inverse of the sample size (which could mimic the effect of temperature) for both ab -plane and c -axis, with different strength of disorder W . All the calculations are at the band center, where energy $E = 0$. From Fig.1, we can see that for $W = 2, 4, 6$, and 8 , the in-plane resistance increases with $1/M$, displaying a metallic behavior, even more so (the slope increases) as the hopping amplitude tp in the c -axis increases. While the c -axis resistance may change from metallic to insulating by changing tp . For example, for $W = 2$, the c -axis resistance R is metallic-like for $tp \geq 0.05$, while for $tp \leq 0.02$, R increases with sample size M , the system appears to be localized along c direction. In this case, there seems to be a critical hopping amplitude $tp_c \sim 0.03 - 0.04$ that separates the localized and the metallic conduction along the c -axis. As we go to higher degree of disorder, tp_c increases. This

anisotropic localization effect (the system is only localized along c -axis) does not violate the scaling theory of localization [3] which states that there only exists a single mobility edge for any disordered system even if it is highly anisotropic (as shown in recent numerical calculations [8]), *i.e.* for large enough system, ab -plane would undergo the metal-insulator transition at the same tp_c as along the c -axis. Below the mobility edge, the localization length in the ab -plane is extremely large, thus the system could have metallic behavior along ab -plane if the sample size is smaller than the localization length. Nevertheless, if the system is big enough, we expect the ab -plane would have insulating behavior [9]. It is worth mentioning that above the mobility edge (when $tp > tp_c$), the calculated conductance in both ab -plane and c -axis increase linearly with the increasing sample size M , indicating typical 3D Drude conductance behavior.

The finite size correction to the conductivities of an anisotropic system has been calculated by Wölfle and Bhatt, [10] from evaluating the maximally crossed diagrams by assuming both anisotropic single particle energy dispersions and anisotropic impurity scatterings. Their results show that backscattering gives rise to a diffusive correction to the metallic conductivity, and that the effects of anisotropy near the weak coupling (metallic) fixed point can be completely absorbed into an anisotropic diffusion coefficient. More recent work by Szott *et al* has microscopically derived the anisotropic diffusion constants from the anisotropic impurity scattering rates for the superlattice semiconductor, and concluded that the conductivity for superlattices still has the diffusive form. [11] Nevertheless, these above work did not address the 2D-3D transition found in our numerical calculations. To be more specific, it is shown that the contribution from backscattering (weak localization correction) reduces the conductivity differently in 2D and 3D, [12]

$$\sigma_{3D}(M) = \frac{ne^2\tau}{m^*} - \frac{e^2}{\hbar\pi^2} \left[\frac{1}{l} - \frac{1}{M} \right] \quad (3a)$$

$$\sigma_{2D}(M) = \frac{ne^2\tau}{m^*} - \frac{e^2}{\hbar\pi^2} \ln \left[\frac{M}{l} \right] \quad (3b)$$

where l is the mean free path. Therefore, we expect that in our anisotropic layered system, the weak localization correction would have a crossover from logarithmic behavior to $1/M$

as tp increases from 0 (pure 2D system) to 1 (isotropic 3D system). On the other hand, our numerical data show that above the mobility edge (when $tp > tp_c$), the calculated conductance in both ab -plane and c -axis increase linearly with the increasing sample size M , exhibiting a typical 3D Drude conductance. For large sample sizes, the breaking away from linear behavior in our data compare favorably to a negative weak localization correction in the conductivity. However, strong finite size effect and statistical fluctuations do not allow us to make a quantitative comparison with the analytic results of Refs [10] and [11].

In order to study the transition between 2D and 3D behaviors by tuning tp in our anisotropic tight-binding model, we need to calculate the localization length directly. We now introduce the technique to calculate the localization length in a long square bar geometry ($M \times M \times L$) along the c -axis. For a specific energy E , a transfer matrix T_m can be easily set up mapping the wavefunction amplitudes at plane $m - 1$ and m to those at plane $m + 1$, *i.e.*

$$\begin{pmatrix} \psi_{m+1} \\ \psi_m \end{pmatrix} = T_m \begin{pmatrix} \psi_m \\ \psi_{m-1} \end{pmatrix} = \begin{pmatrix} \frac{H_m - E}{tp} & -I \\ I & 0 \end{pmatrix} \begin{pmatrix} \psi_m \\ \psi_{m-1} \end{pmatrix}, \quad (4)$$

where H_m is the Hamiltonian for the m th plane, I is a $M^2 \times M^2$ unit matrix. Using a standard iteration algorithm [13], we can calculate the Lyapunov exponents for the transfer matrix T_m . The localization length $\lambda_M(E)$ for energy E at finite width M is then given by the inverse of the smallest Lyapunov exponent. We choose sample length $L (\approx 1000)$ to be long enough so that the self-averaging effect automatically takes care of the ensemble statistical fluctuations. In our calculation, we fix the energy at $E = 0$ and change the hopping amplitude tp for sample size $M = 4 \sim 16$.

To obtain the thermodynamic properties of the system, we carry out a finite-size scaling analysis of the renormalized localization length λ_M/M , which satisfies a simple scaling law. As shown in Fig.2, all λ_M/M data for different disorder and hopping amplitude tp fall on the same curve which can be written as:

$$\lambda_M(W, tp)/M = f[\xi(W, tp)/M] \quad (5)$$

where $\xi(W, tp)$ is a characteristic length which depends on W (or energy E) but not on M . Similar to the scaling analysis for an isotropic 3D system [14], the scaling function has two branches. The scaling parameter associated with the lower branch corresponds to the thermodynamic localization length, *i.e.* $\xi = \lambda_\infty$. The one associated with the upper branch belongs to the extended regime and identifies with the resistivity of the system [14]. The scaling parameter should diverge at the critical point which separates the two branches in the scaling function indicating a metal-insulator transition. The inset of Fig.2 plot the scaling parameter ξ as a function of W/tp for all the W and tp shown in the scaling curve. We can see that for the highly anisotropic system we considered ($tp/t < 0.5$), the scaling parameter is a universal function of W/tp . At $W/tp \sim 30 - 40$, ξ diverges, showing a typical Anderson metal-insulator transition. We now compare to Fig.1, where the critical hopping amplitude separating the metallic and localized regimes for $W = 2, 4, 6, 8$ all seem to be pinned at $W/tp_c \sim 30 - 40$. Thus we argue for this highly anisotropic tight-binding model ($tp < 0.5$), a typical metal-insulator transition occurs at certain $tp_c(W)$, where W/tp_c is a universal number independent of hopping tp and on-site disorder W .

Here we should emphasize that the relation $W/tp_c \sim 30 - 40$ is only true for highly anisotropic system where $tp \ll t$. (We fix $t = 1$ in this paper.) However, for systems with modest anisotropy, namely $0.5 < tp/t < 1$, we do not expect that the relation $W/tp_c \sim 30 - 40$ to be relevant. In fact, we find that $W/tp_c \approx 16$ for isotropic system (*i.e.* $tp = t$), which is consistent with previous works [4,14]. For the strong anisotropic system we have studied, where $tp/t < 0.5$, the system is closer to 2D, the mobility edge is mostly determined by the small amount of interlayer hopping tp , while the in-plane hopping t plays a much weaker role in determining the critical point of W/tp_c other than setting the energy scale of both W and tp . As the system becomes less anisotropic, tp and t become compatible, therefore should both determine the mobility edge. Thus we find for $tp/t < 0.5$, the mobility edge appears at $W/tp_c \sim 30 - 40$ and $W/t \sim 2 - 8$; when anisotropy decreases, at $0.5 < tp/t < 1$, it is only natural that these two ratios merge closer, and eventually, at $tp = t$, we have $W/tp_c = W/t \sim 16$. Another way to understand this is to write the critical ratio W/tp_c as

function of tp/t which characterizes the anisotropy of the system, we find $W/tp_c = 30 - 40$ at $tp/t \ll 1$, and $W/tp_c = 16$ at $tp/t = 1$. We expect a smooth crossover in the intermediate anisotropy regime of $0.5 < tp/t < 1$. Our results show that W/tp_c is overall t -dependent, while in the strong anisotropic limit of $tp/t < 0.5$, the t -dependence of W/tp_c becomes much weaker.

In conclusion, we observe a crossover from 2D to 3D behavior in the highly anisotropic layered system when the interlayer hopping amplitude exceeds a critical value. This crossover behavior of localization from 2D to 3D has been studied by various researchers, such as in Ref. 4. However, we have investigated the non-trivial consequences of this crossover behavior by directly calculating the conductance of finite-size samples. Anisotropic transport properties (such as temperature dependence) could arise from the anisotropic localization properties. We have shown that even when the system is below the mobility edge, in the presence of inelastic scattering which provides a cutoff length scale, it is possible to observe localization in the c -direction (if the localization length along c -axis is shorter than the cut-off length) and metallic behavior in the ab -plane (if the localization length in the ab -plane is longer than the cut-off length) for highly anisotropic systems.

A natural applicable system where the above anisotropic localization may occur is the layered high T_c cuprates, where the c -axis resistivity indeed shows a “semiconductor-like” upturn at low temperatures for $\text{Bi}_2\text{Sr}_2\text{CaCu}_2\text{O}_8$ and underdoped $\text{La}_{2-x}\text{Sr}_x\text{CuO}_4$ and $\text{YBa}_2\text{Cu}_3\text{O}_{6+x}$, while the upturns disappear upon doping. Nevertheless, optical far-infrared and Raman experiment [15] suggest that the c -axis scattering rate $1/\tau_c$ for typical $\text{YBa}_2\text{Cu}_3\text{O}_{6+x}$ is of the order of 100meV, while the c -axis hopping amplitude $tp \sim 10\text{meV}$. Thus it appears that the ratio of disorder (should not be larger than $1/\tau_c$ if there is any) and c -axis hopping $W/tp < W/tp_c$. Moreover, the typical ab -plane hopping energy is of the order of 100meV, leaving $W/t < 1$. Therefore, these cuprates are well above the mobility edge, and the c -axis transport should be on the metallic side. Details of the c -axis scattering rate and the hopping rate for each individual cuprate at different dopings are listed in Ref. [16]. Furthermore, unlike the simple model we present here, there is a strong ab -plane fluctuation

which increases with temperature, unless at very low T , this planar fluctuation will destroy the phase coherence so that back scattering can not occur [2]. Therefore, we argue that the c -axis resistivity of high- T_c cuprates can not be associated with the anisotropic localization phenomena we discussed above. A reasonable understanding of the c -axis resistivity data is given in the recent work of Ref. [16]. Nevertheless, this does not exclude the possibility that localization (either c -axis or ab -plane) may occur in some extremely dirty samples or films or at doping concentration in closely proximity of the insulating phase of cuprates.

We acknowledge stimulating conversations with A.J. Leggett, P. Philips, K. Levin, J. Miller, and Q.M. Li. This work is supported by NSF-DMR-91-20000 and 94-16926 through the Science and Technology Center of Superconductivity.

REFERENCES

- [1] G. Kotliar *et al*, Europhys. Lett. **15**, 655-660 (1991).
- [2] N. P. Ong, to be published.
- [3] E. Abraham, P.W. Anderson, D.C. Licciardello, and T.V. Ramakrishnan, Phys. Rev. Lett. **42**, 673 (1979).
- [4] Qiming Li, C.M. Soukoulis, E.N. Economou, and G.S. Grest, Phys. Rev. B **40**, 2825 (1989) and references therein.
- [5] D. Clarke, S. P. Strong, and P. W. Anderson, Phys. Rev. Lett. **72**, 3218 (1994).
- [6] R. Landauer, Philos. Mag. **21**, 863 (1970); M. Büttiker, Phys. Rev. Lett. **57**, 1761 (1986).
- [7] A. Mackinnon, J. Phys. C **13**, L1031 (1980); Z. Phys. B **59**, 385 (1985); P.A. Lee and D. Fisher, Phys. Rev. Lett. **47**, 882 (1981).
- [8] A. Rojo and J. Miller, unpublished.
- [9] Strictly speaking, one can only discuss metal-insulator transition in the thermodynamic limit where insulating states have finite localization length. Practically, however, one could investigate the localization properties using the finite size technique. By probing the sample size dependence of the transport properties for large enough sample, one could distinguish localized states from extended ones according to the arguments given in Ref.3. In doing so, however, it is important to make sure that the sample size is big enough so that the asymptotic behavior is reached, because if the sample size is much smaller than the thermodynamic localization length, even a localized state would have a metallic behavior.
- [10] P. Wölfle and R.N. Bhatt, Phys. Rev. B, **30**, 3542 (1984).
- [11] W. Szott, C. Jedrzejek, and W.P. Kirk, Phys. Rev. B, **45**, 3565 (1992).

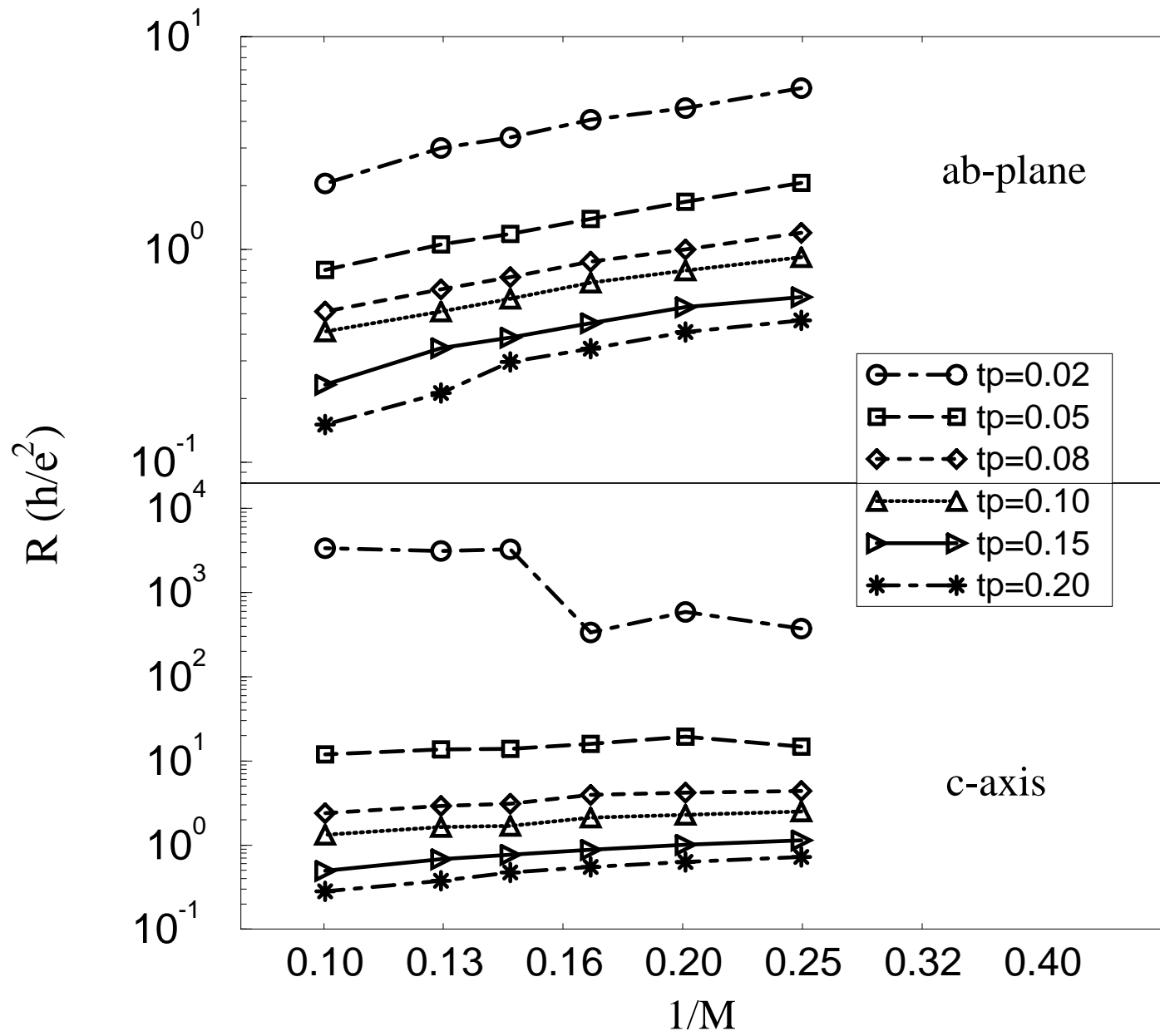
- [12] Patrick A. Lee and T.V. Ramakrishnan, *Rev. Mod. Phys.* **57**, 287 (1985) and references therein.
- [13] D.Z. Liu and S. Das Sarma, *Phys. Rev. B* **49**, 2677 (1994), and references therein.
- [14] A. MacKinnon and B. Kramer, *Phys. Rev. Lett.* **47**, 1546 (1981); *Z. Phys. B* **53**, 1 (1983).
- [15] P. Nyhus *et al*, *Phys. Rev. B* **50**, 13898 (1994).
- [16] Y. Zha, S. L. Cooper and D. Pines, preprint.

FIGURES

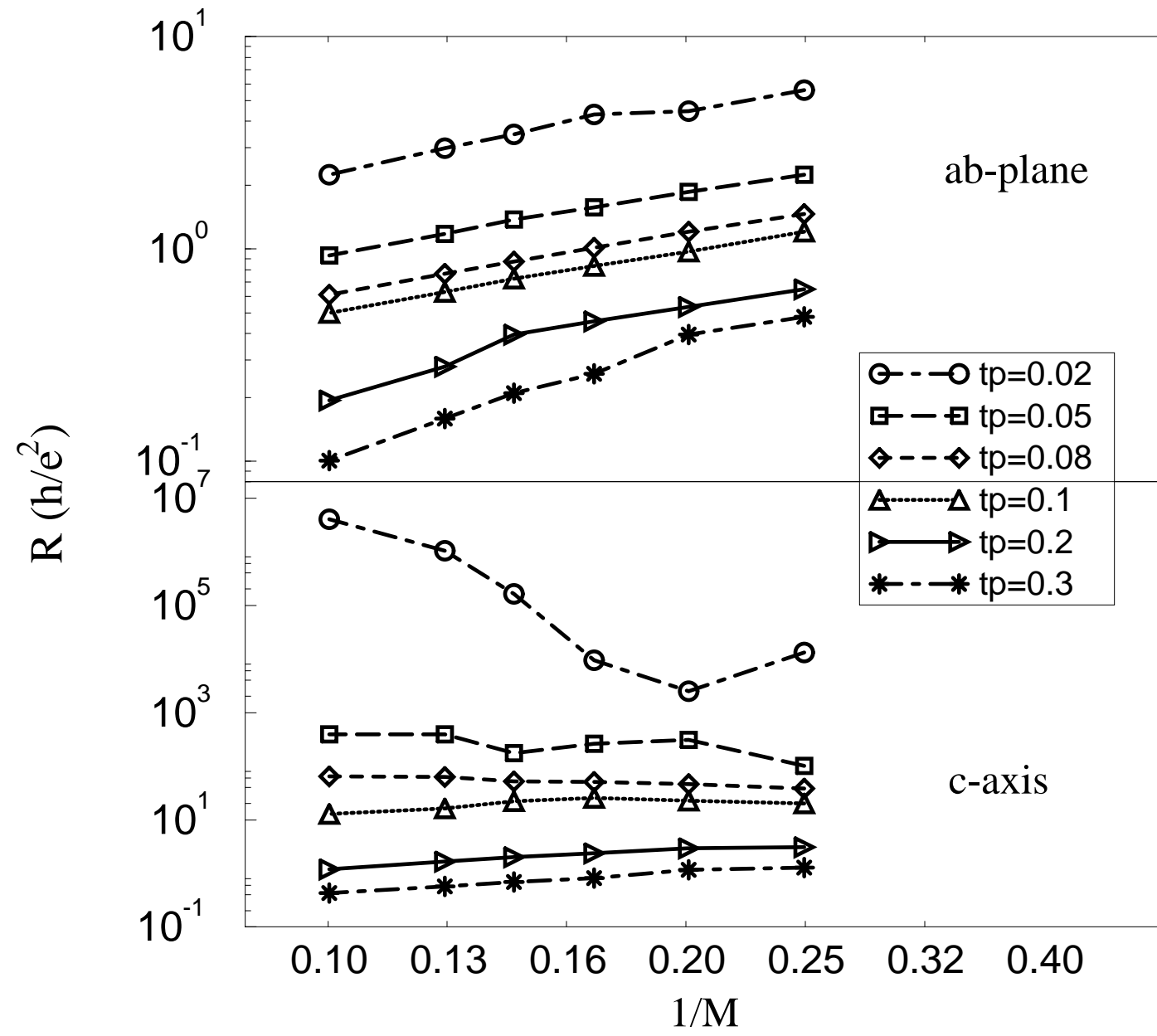
FIG. 1. Sample size dependent resistance for a cubic sample for different disorder strength (a) $W = 2$; (b) $W = 4$; (c) $W = 6$; (d) $W = 8$.

FIG. 2. The scaling function, λ_M/M vs ξ/M . The $\xi(W, tp)$ shown in the inset turns out to be a universal function of W/tp .

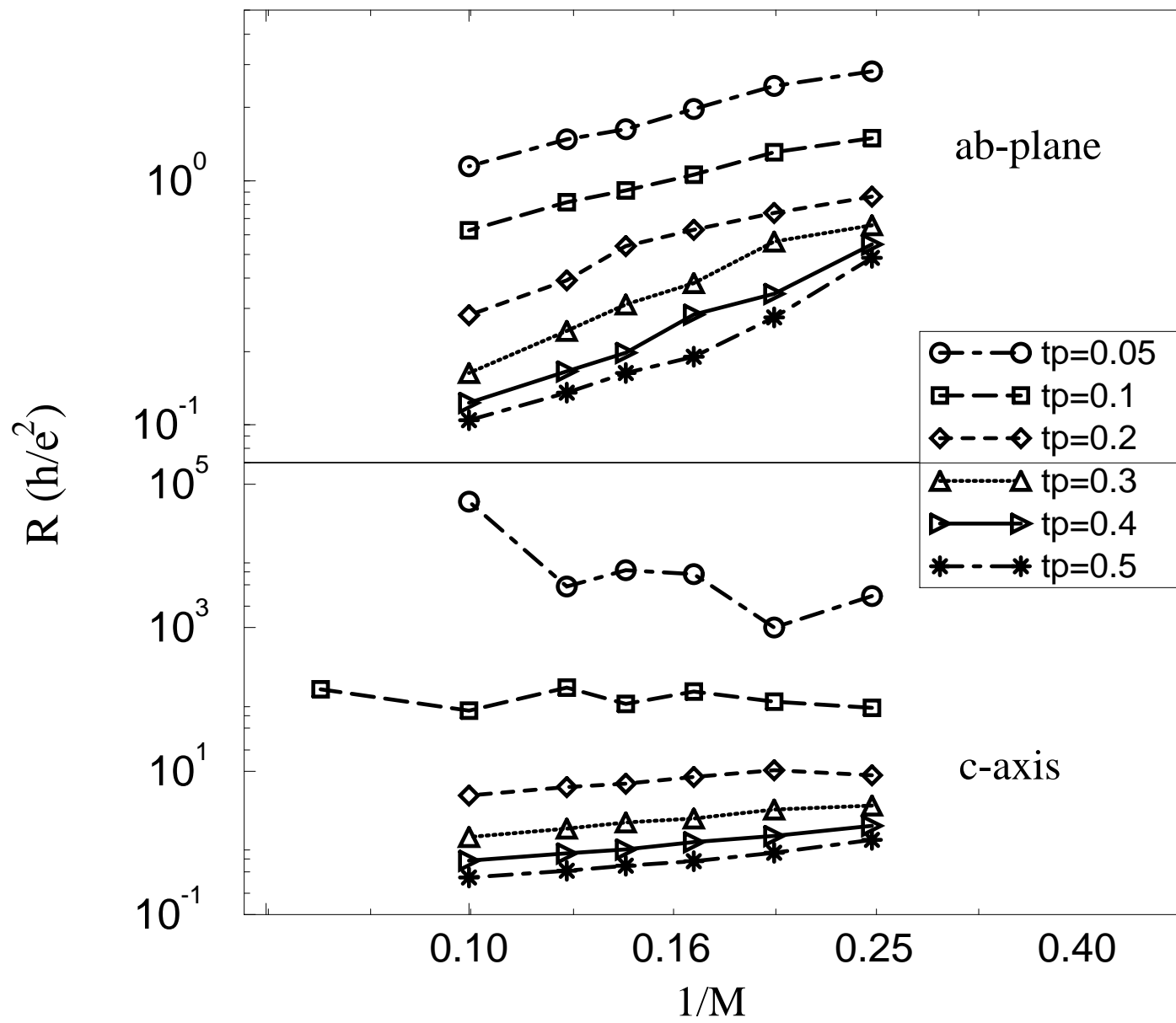
w=2



w=4



w=6



w=8

