

Effect of spin degeneracy on scaling in the quantum Hall regime

C. B. Hanna⁽¹⁾, D. P. Arovas⁽²⁾, K. Mullen^(1,a), and S. M. Girvin⁽¹⁾
⁽¹⁾*Department of Physics, Indiana University, Bloomington, Indiana 47405*
⁽²⁾*Department of Physics, U. C. San Diego, La Jolla, California 92093*

We study the delocalization transition for spin-polarized and spin-degenerate non-interacting electrons in the lowest Landau level. We perform finite-size scaling calculations of the Thouless number, for varying amounts of potential and spin-orbit scattering. For spin-polarized electrons, we obtain a one-parameter scaling function for the Thouless number that fits scaled experimental data for the longitudinal resistivity. For spin-degenerate electrons with spin-orbit scattering, the Thouless number is peaked away from the band center by an amount proportional to the strength of the spin-orbit scattering. The universality class of the delocalization transition for non-interacting spin-degenerate electrons in the quantum Hall regime is found to be the same as for spin-polarized electrons. We also study the density of states and Thouless number for the model of pure spin-orbit scattering studied by Hikami, Shirai, and Wegner [Nucl. Phys. **B408**, 415 (1993)], which represents a different universality class.

PACS numbers: 72.10.Bg, 71.55.Jv, 72.20.My

1. Introduction

In the quantum Hall effect [1], changes in the quantized value of the Hall conductivity σ_{xy} as the magnetic field or particle density are varied are due to a series of metal-insulator transitions [2–4]. The insulating phase occurs when the chemical potential lies in a region of localized states. In the insulating regime, σ_{xy} is quantized to an integer multiple of e^2/h to a very high degree of accuracy over a finite range of field values, and the longitudinal conductivity σ_{xx} vanishes [5]. Near the critical points, σ_{xx} is nonzero and σ_{xy} no longer remains constant. The widths of the quasi-metallic regimes become smaller as the temperature is reduced [6]. A theoretical phase diagram [7] for the integer quantum Hall effect (IQHE) has recently been proposed [8] for the transition between insulating and quantum Hall regimes.

Metal-insulator transitions are usually described using scaling theories. In the absence of a magnetic field, scaling arguments indicate that in two dimensions, all states are localized in the thermodynamic limit, leading to an insulating state [9]. In three dimensions, there can exist a range of chemical potential for which the system is a metal, separated by a mobility edge from an insulating state. The situation is qualitatively different

in two dimensions in the presence of a strong perpendicular magnetic field. Semiclassically, the trajectory of a charged particle in a magnetic field can be separated into a drift motion along equipotential contours, together with small gyrations about the drift motion. In the limit of smoothly varying disorder, there is a single energy at which equipotential contours percolate through a system. This corresponds to an extended state [10,11]. Scaling theories of the metal-insulator transition in the quantum Hall regime have been developed, consistent with the idea that conductivity depends on disorder and chemical potential [2,12]. For the integer quantum Hall effect (IQHE), random potential scattering broadens the Landau-level peaks in the density of states. However, it is known that the regions of extended states are not broadened in energy. There is a discrete set of energies $\{E_c\}$, corresponding (for weak disorder) to the Landau level energies $(n + \frac{1}{2})\hbar\omega_c$, at which the localization length ξ diverges as $\xi \sim |E - E_c|^{-\nu}$ [13].

The localization exponent ν has been measured directly in experiments by varying the width of Hall bars and determining the scaling behavior of the longitudinal resistivity ρ_{xx} in the metallic regime, at very low temperatures [14]. It was found that $\nu \approx 2.3$. The scaling behavior of the IQHE delocalization transition has also been measured by studying the resistivity tensor as a function of temperature [6]. The reciprocal of the width ΔB of the transition region of ρ_{xx} between Hall plateaux, and the maximum slope of the Hall resistivity in the transition region, $d\rho_{xy}/dB$, both diverge with the same exponent κ :

$$\frac{1}{\Delta B}, \left(\frac{d\rho_{xy}}{dB} \right)_{max} \propto T^{-\kappa}. \quad (1)$$

The scaling exponent κ is related to the localization exponent ν by a third exponent p , according to $\kappa = p/2\nu$ [13]. The exponent p describes how the inelastic scattering length $l_{in} \propto T^{-p}$, which determines the effective sample size [15], diverges as a function of temperature. For spin-polarized electrons, experiments yield $\kappa \approx 0.42$ [6]. When combined with the experimentally obtained value $\nu \approx 2.3$ from Ref. [14], this implies $p \approx 2$. The value of p has been measured by independent means on the same sample in Ref. [16], and $p \approx 2$ is also found.

It should be noted that there are other scenarios for explaining the value of κ . From the point of view of dynamical scaling, $\kappa = 1/z\nu$, where z is the dynamical scaling exponent [17,18]. The value $z \approx 1$ is consis-

tent with Coulomb interactions controlling the dynamics [17,19]. Polyakov and Shklovskii [19] have argued that hopping transport is responsible for the broadening of the ρ_{xx} peaks. Sondhi and Kivelson [18] equate temperature scaling to (imaginary) time or frequency scaling, and propose that the result $\kappa \approx 1/\nu$ is due to the scaling behavior of the *time* scale (rather than the length scale l_{in}). Recently, the microwave frequency dependence of σ_{xx} in the IQHE was measured, and the width ΔB of σ_{xx} was found to scale with the frequency ω like $\Delta B \propto \omega^\gamma$, where $\gamma = 0.41 \pm 0.04$ for spin-split peaks [20]. In this work, we explicitly perform *length* rescaling to obtain ν , and do not directly calculate the temperature scaling of the conductivity.

It has also been demonstrated experimentally that higher derivatives of ρ_{xy} scale according to

$$\left(\frac{d^n \rho_{xy}}{dB^n} \right)_{B_c} \propto T^{-n\kappa}, \quad (2)$$

where B_c denotes the center of transition region (where ρ_{xx} has a local maximum), and $n = 1, 2, 3$ [21]. Assuming that Eq. (2) also holds for all higher derivatives, it follows that in the metallic region, the resistivity $\Delta \rho_{xy} \equiv \rho(B_c) - \rho(B)$ near B_c is a scaling function of a dimensionless length scale, ξ/l_{in} ; *i.e.*, of the ratio of the localization length to the effective system size [21].

A substantial body of numerical work using finite-size scaling [22–25] shows that, for non-interacting spin-polarized electrons, $\nu \approx 2.3$ [22,26–29], in agreement with experiment [14] and with (non-rigorous) theoretical arguments that $\nu = 7/3$ [30]. However, for experiments with lower mobility samples in smaller magnetic fields, the disorder broadening can exceed the Zeeman splitting. In this case there can occur a spin-unresolved quantum Hall transition, with the Hall conductance changing by $\Delta \sigma_{xy} = 2e^2/h$ between plateaux. For such effectively spin-degenerate electrons, experiments find that $\kappa = 0.21$, which is half the size of the spin-polarized exponent [21,31]. In addition, the exponent of the frequency dependence of the width ΔB of σ_{xx} is also halved for spin-degenerate electrons: $\Delta B \propto \omega^\gamma$ with $\gamma = 0.20 \pm 0.05$ [20]. There is experimental evidence that p is the same for spin-polarized and spin-degenerate electrons in the IQHE, which, taken at face value, suggests that ν doubles in the spin-degenerate case [16]. A similar approximate doubling of the exponent is seen in network model simulations when the localization energy is assumed to diverge at only one energy [32].

However, Khmelnitskii has argued that for the case of two overlapped spin subbands, the extended states should split [33], and indeed network model simulations of spin-degenerate electrons are fit somewhat better by assuming that there is such a splitting [32]. Polyakov and Shklovskii [19] have conjectured that the for an extended-state whose energy is split due to the SO interaction by

an amount $2E_c \ll \Gamma$, where Γ is the disorder broadening of the Landau levels, the localization length has the form

$$\xi \propto \left| \frac{\Gamma^2}{E^2 - E_c^2} \right|^\nu, \quad (3)$$

and that one recovers the usual value for ν only very close to the spin-split energies $\pm E_c$, at sufficiently low temperature. Otherwise, an apparent doubling of ν is obtained. Reference [29] has argued that in the limit of very smooth disorder, spin-degenerate electrons diverge with the *same* value of the localization exponent, $\nu \approx 2.3$, but at two separate energies. According to these arguments, the erstwhile doubling of ν seen in experiments is due to assuming that the localization length diverges at a single energy rather than at two nearby energies.

We shall argue from direct numerical calculations that, in agreement with theoretical arguments [29] and network model studies [34], the localization length diverges at two energies $\pm E_c$, that the localization exponent is $\nu \approx 2.3$, and that the value of the universal peak conductivity for σ_{xx} is the same as in the spin-polarized case. Our calculation of the Thouless number is done within a semirealistic microscopic model, and provides an alternate confirmation of the energy splitting produced by spin-orbit scattering. We have also investigated the pure spin-orbit scattering model of Hikami, Shirai, and Wegner [35] which is believed to be in a different universality class.

2. Computational method

We have calculated the Thouless number for electrons moving in the continuum, restricted to the lowest Landau level (LLL). In this calculation, a noninteracting two-dimensional electron gas (2DEG) is subject to a perpendicular magnetic field $\mathbf{B} = \nabla \times \mathbf{A}$, where \mathbf{A} is the vector potential. The results presented here were obtained from finite-size calculations in the LLL, using a basis of continuum states. For a continuum system without disorder in the presence of total flux Φ , the density of states is a discrete sum of delta functions at energies $E = (n + \frac{1}{2})\hbar\omega_c$, where $n = 0, 1, 2, \dots$ is the Landau level index, and $\omega_c = eB/mc$ is the cyclotron frequency. Each Landau level has a degeneracy of $N = \Phi/\phi_0$, where $\phi_0 = hc/e$ is the elementary flux quantum.

In the Landau gauge $\mathbf{A} = Bx\hat{y}$, the single-particle wave functions are given by

$$\varphi_{nk}(x, y) = \frac{1}{\sqrt{N}} e^{-iky} H_n \left(\frac{x - kl_B^2}{l_B} \right) e^{-(x - kl_B^2)^2 / 2l_B^2}, \quad (4)$$

where $k = 2\pi m/N$ indexes the states within a given Landau level, H_n denote Hermite polynomials, and the unit length is defined by the magnetic length $l_B = \sqrt{\hbar c / eB}$. The area L^2 of the system is measured by the number of flux quanta, N , that pass through the sample, $L^2 = 2\pi l_B^2 N$. The Hamiltonian for the system in the LLL may be written as

$$H = \sum_{k,s} \sum_{k',s'} |k,s\rangle \langle k,s| (V + H_{SO}) |k',s'\rangle \langle k',s'|, \quad (5)$$

where the basis set $\{|k,s\rangle\}$ are the $n = 0$ (LLL) eigenstates in Eq. (3), with spin quantum number $S_z = \hbar s$, where $s = \pm 1/2$. The projected Hamiltonian in Eq. (4) consists of both a random Gaussian scalar potential V and a spin-orbit scattering term H_{SO} . The disorder correlation lengths of V and H_{SO} are taken to be the same, and are denoted by ζ :

$$\overline{V(\mathbf{r})V(\mathbf{r}')} = U^2 \frac{e^{-|\mathbf{r}-\mathbf{r}'|^2/2\zeta^2}}{2\pi\zeta^2}, \quad (6)$$

where U gives the strength of the scalar disorder. The limit $\zeta \rightarrow 0$ corresponds to uncorrelated white-noise disorder. As we discuss in detail further below, we take the SO scattering to have the form of a random pseudofield \mathbf{W} coupled to the electronic spin σ :

$$H_{SO} = \lambda \mathbf{W} \cdot \boldsymbol{\sigma}, \quad (7)$$

where λ is a phenomenological SO coupling constant, and

$$\overline{W_\alpha(\mathbf{r})W_\beta(\mathbf{r}')} = \delta_{\alpha\beta} W^2 \frac{e^{-|\mathbf{r}-\mathbf{r}'|^2/2\zeta^2}}{2\pi\zeta^2}, \quad (8)$$

where W gives the strength of the random pseudofield, and $\alpha, \beta = x, y, z$.

Our numerical studies measure delocalization by calculating the disorder-averaged Thouless number $T(E)$, which has been argued to be proportional to the disorder-averaged longitudinal conductivity $\sigma_{xx}(E)$ [36]. The proportionality of $T(E)$ and $\sigma_{xx}(E)$ has been demonstrated, in the absence of a magnetic field, in Ref. [37]. In practice, we express the Hamiltonian as an $N \times N$ matrix, which we diagonalize to obtain N energy eigenvalues. In Ref. [36], $T(E)$ is defined as the change ΔE in the energy eigenvalue at energy E that results from changing boundary conditions (*e.g.*, from periodic to antiperiodic), multiplied by the total density of states $D(E)$. The Thouless number is small for localized states because such states do not extend to the boundaries. It is relatively large for extended states because they span the sample to its boundaries and hence are sensitive to changes in the boundary conditions. The width ΔE (*e.g.*, at half maximum) of $T(E)$ measures the energy range over which states are extended. The width is finite for finite-size samples, but vanishes in the limit that the sample size becomes infinite, since the extended states for an infinite sample occur at discrete energies, in the presence of a strong magnetic field.

The effect of changing the boundary conditions of wave functions is equivalent to the gauge transformation that results from adiabatically inserting flux in a toroidal geometry [38]. This may be implemented *via* the perturbation Hamiltonian

$$\delta H = -\frac{1}{c} \int \delta \mathbf{A} \cdot \mathbf{j} d\mathbf{r}, \quad (9)$$

where $\delta \mathbf{A}$ is the vector potential for a solenoid carrying flux ϕ . Insertion of the flux $\phi = \phi_0/2$ is equivalent to changing the boundary conditions from periodic to antiperiodic. In the absence of a magnetic field, the change in energy ΔE is second order in δH [36], and ΔE may be calculated from second-order perturbation theory in δH , which, like the Kubo formula for the conductivity, has matrix elements involving the square of the current operator. Ando [22] has argued that the derivation given by Licciardello and Thouless [36] relating the Thouless number in the absence of a magnetic field can also be applied to the case of a system in a strong magnetic field, despite the lack of time reversal symmetry.

Reference [36] assumed that the mean-square value of the matrix elements of the current operator between two states is not too sensitive to the difference in energy between the states, and that the energy levels are uncorrelated. The latter assumption is not true in the metallic regime [39]. Nonetheless, more recent work [37] has extended the Thouless formula to the metallic regime, and shown that the dissipative (transport) conductance g_d is proportional to the level curvature g_c , defined as

$$g_c(E) = D(E) \left\langle \left(\frac{\partial^2 E}{\partial \phi^2} \right)_{\phi=0}^2 \right\rangle^{1/2}. \quad (10)$$

In the presence of a magnetic field, it is also believed that $T(E)$ and $\sigma_{xx}(E)$ are proportional, although we know of no proof of this. Differences appear when a magnetic field is present; for example, the energy shifts due to changing the boundary conditions are linear rather than quadratic in ϕ , due to the lack of time reversal invariance, and are random in sign.

The localization exponent ν is obtained by finite-size scaling. We calculate the Thouless number for a range of sample sizes $L \propto \sqrt{N}$. In most of our calculations, we have followed the approach of Ref. [36] and calculated the energy shifts between periodic and antiperiodic boundary conditions, studying $2\Delta E/\phi^2$ rather than $\partial^2 E/\partial \phi^2$, with $\phi = \phi_0/2$. We expect that $T(E)$ should have the same scaling behavior as $\sigma_{xx}(E)$. For samples large enough to be in the scaling regime, the Thouless number can be written in terms of a scaling function of the ratio of the localization length ξ to the sample size L , $f(\xi/L)$. Assuming that the localization length diverges at the LLL center as $\xi \propto |E|^{-\nu}$, we may write the Thouless number as a scaling function of $|E|L^{1/\nu}$:

$$T(E) = f(\xi/L) \sim f(|E|L^{1/\nu})^{-\nu} \equiv \tilde{f}(|E|L^{1/\nu}). \quad (11)$$

The area $A(L)$ under the Thouless number curves therefore scales like $L^{-1/\nu}$:

$$A(L) = \int_0^\infty T_L(E) dE = L^{-1/\nu} \int_0^\infty \tilde{f}(E) dE \equiv \tilde{f}_0 L^{-1/\nu}, \quad (12)$$

where $T(0) = \tilde{f}(0)$ and \tilde{f}_0 are independent of system size. $T(E)$ should therefore have a half-width $\Delta E \propto L^{-1/\nu}$ that narrows with increasing system size, and a peak value $T(0)$, corresponding to the peak conductivity $\sigma_{xx} = e^2/2h$ [40], that is independent of the system size L . We analyze our results by calculating $A(L)$ for each sample size L and we check that we are in the scaling regime by ensuring that the Thouless number data all scale onto a single curve when the energy E is rescaled to $E/A(L)$. The scaling exponent ν can be obtained from a log-log plot of $A(L)$ versus L , which, in the scaling regime, should approach a straight line with slope $-1/\nu$. Studying the scaling behavior of $A(L)$ has the advantage that $A(L)$ is less noisy than $T(E)$, since $A(L)$ is obtained by integrating $T(E)$.

3. Spin-polarized electrons

We first calculate the Thouless number for spin-polarized electrons in the LLL, for white-noise disorder ($\zeta = 0$). The Thouless number plots for $N = 20, 80, 300, 1000$ are shown in Fig. 1a. The half-width ΔE of the Thouless number shrinks with increasing system size, while the peak value remains constant at about $0.32 \approx 1/\pi$. Ando's formula, $\sigma_{xx} = (e^2/4h)T(E)$, relating the Thouless number to the conductivity for the case of a 2DEG in a strong magnetic field [22], would imply that $T(0) \approx 1/\pi$ corresponds to a peak conductivity $\sigma_{xx}^c \approx e^2/2h$, consistent with the known value for this model [40]. However, it should be noted that the value of the peak Thouless number depends on the details of the method used to calculate the energy shift, and varies slightly with the correlation length ζ of the disorder. Nevertheless, we expect the peak value of $T(E)$ to be independent of system size, and the shape of the scaling function and the value of the localization exponent ν to be independent of the precise way the Thouless number is defined.

We have checked that $T(E)$ is in the scaling regime by rescaling the Thouless number plots for different system sizes onto a single curve, shown in Fig. 1b, for seven system sizes, from $N = 20$ to 1000 flux quanta. The data is collapsed onto a single curve by rescaling the energy according to $E \rightarrow E/A(L)$. A log-log plot of $A(L)$ versus L is given in Fig. 1c. A least-squares fit to a straight line gives a slope that corresponds to $\nu = 2.36 \pm 0.02$ for the spin-polarized LLL with white-noise disorder. However, closer analysis shows that the data deviate from a straight line, presumably due to finite-size corrections to scaling [26], and so we believe that the error estimate for our numerically obtained value of ν should significantly larger than 1%. In any case, the value we obtain of $\nu \approx 2.4$ is consistent with previous numerical work that used different methods and sample geometries [26–28,34,41,42].

We have compared our numerical data for the Thouless number to experimental longitudinal resistivity data, taken from data used in Ref. [21]. Figure 2a shows the

experimental longitudinal resistivity data versus applied magnetic field, for an InGaAs/InP heterostructure at four temperatures, $T = 40, 110, 305, 640\text{mK}$. The symbols in Fig. 2b are the data of Fig. 2a, centered, normalized by the peak resistivity, and rescaled, for four different temperatures [43]. The width of $\rho_{xx}(B)$ narrows as the temperature becomes smaller. It does so as a power law of the temperature, with associated exponent $\kappa \approx 0.42 \pm 0.04$. Under rescaling of the magnetic field with the temperature according to $\Delta B \rightarrow \Delta B \cdot T^{-\kappa}$, all the longitudinal resistivity curves can be collapsed onto a single curve.

Figure 2b shows that the scaled Thouless number data fits the scaled resistivity data. The fit between the temperature-rescaled ρ_{xx} data and the size-rescaled $T(E)$ curves is further evidence that the temperature and length are related by an inelastic scattering exponent value of $p = 2$, which has also been found in other experiments [16]. Figure 2b is the universal crossover function describing the transition from metal to insulator. Reference [41] also used the network model to calculate a crossover function as a function of the localization length ξ , and obtained good agreement with the experiments of Ref. [44], after correcting for the contribution due to edge currents. Experiments of Hughes *et al.* [45] find single-parameter scaling of $\sigma_{xx}(B, T)$, with $\kappa \approx 0.42$ and σ_{xx} well fit by the model of Ref. [41]. The experimental data in Fig. 2 were obtained from samples of width 600 microns; we expect edge currents in these samples to be less important than for the samples used in Ref. [44], which were only 7 microns wide. If Coulomb interactions dominate, one estimate for the sample size at which edge effects become important is when the sample width is smaller than the electron scattering length l_T , where $e^2/\epsilon l_T \sim k_B T$. For $T=20\text{mK}$, this gives $l_T \sim 50\mu\text{m}$.

4. Spin-unresolved quantum Hall transition

Reference [31] studied the scaling of the maximum slope of the Hall resistivity as a function of temperature, for spin-unresolved quantum Hall transitions. Recall that for the spin-resolved Landau levels the scaling exponent is $\kappa = 0.42$ [6]; when the spin-splitting is not resolved, it is found that $\kappa = 0.21$ [6,31]. This would correspond to doubling the exponent $\nu \approx 2.3$ to $\nu \approx 4.6$, assuming that the inelastic scattering length exponent p is unchanged. Other experiments [16] give evidence that $p = 2$ for both the spin-resolved and spin-unresolved cases.

In practice, electrons can be spin-flip scattered, even in the absence of magnetic impurities, due to the spin-orbit (SO) interaction. The SO interaction is a relativistic effect, and is therefore small in comparison to the random potential scattering. Nonetheless such scattering could be important when the spin levels are degenerate, and is stronger for materials with scatterers of high atomic number, such as the InGaAs samples used in Ref. [31].

SO scattering is due to the fact that an electron moving with velocity \mathbf{v} in the presence of an electric field

$\mathbf{E} = \frac{1}{e}\nabla V$ experiences in its rest frame an effective magnetic field $\mathbf{B} = \frac{1}{c}\mathbf{v}\times\mathbf{E}$ which couples to the electron spin according to $(e\hbar/mc)\mathbf{B}\cdot(\frac{\hbar}{2})\boldsymbol{\sigma}$. The orbital motion of an electron therefore gives rise to an effective magnetic field that couples to the spin. The SO interaction is written as

$$V_{\text{SO}} = \frac{\hbar}{4m^2c^2}\boldsymbol{\sigma}\cdot\nabla V\times\Pi, \quad (13)$$

where $\Pi = -i\hbar\nabla + (e/c)\mathbf{A}$ is the mechanical momentum of the electron, whose spin is altered by the effect of the Pauli matrices σ in Eq. (13).

The effect of V_{SO} on the Bloch electrons of bulk III-V compounds such as GaAs has been investigated in Refs. [46,47]. In the vicinity of the Γ point, the effective conduction band Hamiltonian becomes [47]

$$H_{\text{eff}} = \frac{\hbar^2\mathbf{k}^2}{2m^*} + \tilde{\beta}\boldsymbol{\sigma}\cdot\boldsymbol{\kappa} \quad (14)$$

where m^* is the conduction band effective mass, $\kappa_x = k_x(k_z^2 - k_y^2)$, and κ_y and κ_z are obtained from the expression for κ_x by cyclic permutation. In a material that lacks inversion symmetry, the SO interaction [Eq. (13)] leads to a nonzero value of the constant $\tilde{\beta}$, and hence to a splitting of the conduction band states which is proportional to the cube of the wave vector. Application of Eq. (14) to inversion layers, developed in Refs. [48,49], leads to the following effective SO Hamiltonian:

$$H_{\text{SO}} = \frac{\mathbf{p}^2}{2m^*} + \alpha(\sigma^x p_y - \sigma^y p_x) + \beta(\sigma^x p_x - \sigma^y p_y) \quad (15)$$

The third term is identified as $\tilde{\beta}\langle\boldsymbol{\sigma}\cdot\boldsymbol{\kappa}\rangle$, the expectation value of the effective conduction-band SO interaction taken in the appropriate quantum-well bound state (the interface is assumed normal to $\hat{\mathbf{z}}$). Khaetskii [48] finds $\beta \simeq 1.1 \times 10^5$ cm/s for an inversion layer density of $n = 2 \times 10^{11}$ cm $^{-2}$. The second term arises due to the asymmetry of the confining potential, which generates an electric field in the inversion layer. Only rough estimates of the constant α exist [48,50], with α assumed to be in the range 0.1β to β . In any case, for typical momenta of size \hbar/l_B , where $l_B \sim 100\text{\AA}$, the SO energy scale is roughly 10^{-5} eV, or 0.1 - 1.0 K.

The SO Hamiltonian in Eq. (15) produces random scattering of the spin in the presence of ordinary random scalar potential scattering. This is because scalar scattering changes the momentum of the scattered electron, which by Eq. (15) is coupled to its spin. We estimate direct SO scattering from the slowly varying impurity potentials in high mobility GaAs heterojunctions to be extremely small and unlikely to have any significant effect [51]. However, in the InGaAs samples studied in Ref. [21] (which have a mobility of 35,000 cm 2 /Vs), alloy scattering from short-range potential disorder produces

larger momentum transfers and hence larger spin-flip amplitudes. In addition, the relatively large atomic number of In may further enhance SO scattering. Nevertheless, the SO energy scale is much smaller than that for scalar potential disorder.

In the presence of an external magnetic field $\mathbf{B} = \nabla\times\mathbf{A} = B\hat{\mathbf{z}}$, one must add a Zeeman term $H_Z = -\frac{1}{2}g\mu_B B\sigma^z$, as well as make the substitution $\mathbf{p} \rightarrow \Pi \equiv -i\hbar\nabla + (e/c)\mathbf{A}$. We have included electron spin in our Thouless number calculations, in the limit of zero Zeeman splitting ($g = 0$), so that the spins are not resolved. Since Π is not a constant of motion for an electron moving along an equipotential contour of the random potential V , we take, for simplicity, the SO coupling to have the form of Eq. (7), a Zeeman coupling to a random pseudofield \mathbf{W} . In the absence of spin-orbit scattering, the exponent ν remains the same as for the spin-resolved case, although $T(E)$ doubles, reflecting the doubling of the density of states due to the spin degeneracy.

The use of Eq. (7) as the SO interaction rather than the more cumbersome Eq. (15) can be motivated by considering the Hamiltonian $H = H_0 + V$, where V is a random scalar potential, and

$$H_0 = \frac{\Pi^2}{2m^*} + \beta\Pi\cdot\boldsymbol{\sigma}. \quad (16)$$

This is just Eq. (15) in the presence of a magnetic field, and in the absence of the term proportional to α . (For convenience, we have performed a π rotation about the x -axis in spin space to change $-\sigma_y \rightarrow \sigma_y$ in Eq. (15).) H_0 may be written as

$$H_0 = \hbar\omega_c(a^\dagger a + 1/2) + \frac{\hbar\beta}{\sqrt{2}l_B}(a^\dagger\sigma_- + a\sigma_+), \quad (17)$$

where the lowering operator is defined as

$$a = \frac{l_B}{\sqrt{2}\hbar}(\Pi_x - i\Pi_y), \quad (18)$$

the raising operator is the hermitian conjugate of a , and $\sigma_\pm = \sigma_x \pm i\sigma_y$. H_0 can be diagonalized exactly, and has eigenstates of the form

$$\begin{aligned} |k+\rangle &= u_+|2k, \uparrow\rangle + v_+|2k+1, \downarrow\rangle \\ |k-\rangle &= u_-|2k, \downarrow\rangle + v_-|2k-1, \uparrow\rangle, \end{aligned} \quad (19)$$

where $|n, s\rangle$ denotes a state with Landau level index n and spin s ($s = \uparrow, \downarrow$). We have omitted the indices for the N -fold degenerate states within each Landau level.

We now restrict our consideration to the energy eigenstates of H_0 with the two lowest energies. The other eigenstates are higher in energy by multiples of $\hbar\omega_c$. The lowest energy states are

$$\begin{aligned} |+\rangle &= |0, \downarrow\rangle, & E_+ &= 0 \\ |-\rangle &= (1 - \gamma^2/2)|0, \uparrow\rangle - \gamma|1, \downarrow\rangle, & E_- &= -\gamma^2\hbar\omega_c, \end{aligned} \quad (20)$$

where $\gamma \equiv \beta/\sqrt{2}l_B\omega_c \sim 10^{-4}$, and we measure the energies E_{\pm} with respect to $\hbar\omega_c/2$.

In the subspace of these states, it follows from Eq. (19) that the effective scattering Hamiltonian can be rewritten, up to a constant term, as

$$H_{eff} = \tilde{V} + \lambda \mathbf{W} \cdot \boldsymbol{\sigma}, \quad (21)$$

where \tilde{V} is just the scalar potential V projected onto the LLL, and, to order γ ,

$$(W_x, W_y) = -2\gamma(\text{Re}\langle +|V|- \rangle, \text{Im}\langle +|V|- \rangle). \quad (22)$$

W_z is of order γ^2 , but is not expected to change the universality class of the delocalization transition in the presence of the scalar potential V which, like a $W_z\sigma_z$ term, produces scattering without flipping the spin.

If SO scattering were a relevant perturbation (one that changes the universality class of the transition), its effects would become large at sufficiently long length scales and low enough temperatures. We check the relevance of SO scattering by artificially increasing the strength of the SO scattering, and then calculating the exponent ν and the peak value of the Thouless number $T(0)$. When short-range SO scattering is included, we find that the half-width ΔE of the Thouless number curve becomes larger and has a scaling exponent of about $\nu = 4.4 \pm 0.2$, assuming that the localization length diverges only at the band center, as for the spin-resolved case. This is illustrated in Fig. 3a by the Thouless number curves for system sizes of $N = 20, 80$, and 500 , which are peaked at $E = 0$. Figure 3b shows a log-log plot of $A(L)$ versus L , as in Fig. 1c. The apparent value of ν is twice that of the spin-resolved value, in agreement with the experimental results of Ref. [31]. The peak value of the Thouless number, $T(0)$, increases from 0.32 to roughly 0.4 . This is similar to the behavior seen in the experiments of Ref. [31] and in the numerical simulations of Ref. [34], when ξ is assumed to diverge at a single energy. This would seem to suggest that SO scattering might belong to a different universality class than ordinary scalar potential scattering.

However, when the SO scattering potential is smoothed ($\zeta = 2$), we obtain very different results. This is illustrated in Fig. 4a, where we have plotted the Thouless number for system sizes of $N = 40, 160$, and 500 . The Thouless number curves acquire two symmetrically displaced peaks at $\pm E_c$ (we show only one, for $E_c > 0$), each with a peak value of approximately $1/\pi$, just as for the spin-resolved case in the absence of SO scattering. If we assume that the Thouless number is the sum of symmetrically displaced scaling functions, then a log-log plot of $A(L)$ versus L , shown in Figure 4b, yields $\nu \approx 2.5$, much closer to the value for the spin-resolved exponent, $\nu = 2.3$. The similarity of the peak height $T(0)$ and the exponent ν to the case of spinless electrons are evidence that the universality class of the delocalization transition is the same for the spin-unresolved and spinless non-interacting electrons.

We have also varied the strength λ of the SO scattering to measure its effect on the energy E_c at which $T(E)$ peaks. This is shown in Fig. 5a, where we have plotted $T(E)$ versus E for $N = 80$ and $\zeta = 2$, with $\lambda = 0, 2, 4, 6$. We find that for this simple form of SO scattering, $E_c \propto \langle \lambda |\mathbf{W}| \rangle$, just as for Zeeman splitting. Figure 5a can be understood in terms of an effective Zeeman coupling generated by the smooth SO scattering [41]. Denoting the correlation length of the SO scattering by ζ , and the average strength of the random field by $\langle |\mathbf{W}| \rangle$, it can be shown that when $\zeta \gg l_B$, so that \mathbf{W} is slowly varying, the SO field \mathbf{W} acts like a local constant magnetic field coupling to the spins and generates an effective Zeeman splitting that depends on the magnitude (but not the direction) of \mathbf{W} . The slow variation in the direction of \mathbf{W} yields a Berry's phase that acts like a weak random magnetic field, but this does not change the universality class in the presence of a strong external magnetic field [29,52]. The net effect, therefore, is to produce a splitting between $\pm E_c$ of magnitude $\Delta E = 2\langle \lambda |\mathbf{W}| \rangle$. This behavior is shown in Figs. 5b and 6b.

It has been suggested that in some IQHE models, the universality class of the metal-insulator transition for white-noise disorder ($\zeta = 0$) is different than for smooth disorder [28]. In order to investigate whether this is the case here, we have artificially increased the value of λ as in Fig. 5a, except that we use white-noise disorder. The results for $N = 20$, with $\lambda = 0, 2, 4, 6$ are shown in Fig. 6a. It can be seen that, as in the case of smooth disorder (Fig. 5a), the peak of the Thouless number is displaced away from zero ($E_c \neq 0$). A log-log plot of $A(L)$ versus L , however, yields $\nu = 4.4 \pm 0.2$. We believe this is due to the slow crossover to the scaling regime when $\zeta/l_B < 1$, as found by Huckestein [26], but cannot demonstrate this within the range of available sample sizes.

Huckestein has studied numerically finite-size corrections to scaling in the center of Landau levels [26]. Although the value of $\nu \approx 2.3$ is obtained for the lowest ($n = 0$) LL, independent of the correlation length ζ of the disorder potential, this is not the case for the second ($n = 1$) LL. For $n = 1$, $\nu \approx 2.3$ is observed only when $\zeta \geq l_B$. For $\zeta < l_B$ no universal scaling behavior was observed. Following Chalker and Eastmond [53], Huckestein showed that deviations from finite-size scaling themselves scaled with size, so that, in effect, Eq. (10) is modified to

$$T(E) \sim \tilde{f}(|E|L^{1/\nu}, l_{irr}L^{-y_{irr}}), \quad (23)$$

where l_{irr} is a length scale that is a function of ζ/l_B . The exponent $y_{irr} \approx 0.38 \pm 0.04$ obtained by Huckestein [26] agrees with the value obtained in Ref. [53] for network model simulations. Of great practical importance is the fact that the size of the length scale l_{irr} is 10^4 times

longer for $\zeta = 0$ than for $\zeta = 0.8l_B$. This makes it difficult to observe scaling behavior for $n = 1$ when $\zeta = 0$. It is possible that the apparent dependence of ν on ζ that we find in the spin-degenerate case may have a similar origin to the difficulties encountered in reaching the scaling regime when $n = 1$.

5. HSW model

Hikami, Shirai, and Wegner (HSW) have considered a special model for Anderson localization of spin-degenerate non-interacting electrons [35]. They study the case when only scattering between one spin state and a *different* spin state is allowed. This corresponds to taking the pseudofield \mathbf{W} to lie in the xy plane, and completely suppressing ordinary scalar potential scattering. Although it excludes important scattering processes present in real samples, it is the simplest model of spin-orbit scattering in the quantum Hall regime, and has the great advantage of being analytically tractable for the case of a Gaussian white-noise random distribution of scatterers [35].

The model of HSW exhibits novel behavior near the band center ($E = 0$). The conductivity at $E = 0$ is given exactly by $e^2/\pi h$, and the DOS diverges at the band center [35,54]. HSW used a $1/S$ expansion, where S is essentially the electron spin (physically, $S = 1/2$), to calculate the DOS to order $1/S^2$. They found a $1/S^2$ enhancement of the DOS at $E = 0$ of the form $(1/S^2) \ln^2(|E/V_{\text{RMS}}|)$. Using an effective field theory describing the IQHE and projecting on to the LLL, Gade [54] finds that the DOS diverges instead as a power law, $D(E) \propto |E|^{-\delta}$, near $E = 0$. We also note that Ludwig *et al.* [55] have studied a class of IQHE models which respect symmetries analogous to those of the HSW model, and that they also obtain a DOS that diverges as a power law near $E = 0$.

We have calculated the DOS and Thouless number for the HSW model, and we find that both quantities vanish at $E = 0$, for finite-size samples. Figure 7a shows the DOS of the HSW model as a function of energy for the small system size of $N=10$ flux quanta. System sizes of $N=20,40,80,160$ also show the same behavior; namely, a DOS with two strong peaks near $E = E_0$ due to the energy level spacing in a finite sample, where $E_0 \propto V_{\text{RMS}}/N$, corresponding to the average level spacing between energy eigenvalues. In addition, the DOS vanishes linearly as $E \rightarrow 0$, for $E < E_0$. We find that the peak DOS at $E = E_0$ increases with N . The HSW Hamiltonian may be written in the form

$$H_{\text{HSW}} = \widetilde{W}_x \sigma_x + \widetilde{W}_y \sigma_y, \quad (24)$$

where \widetilde{W}_α denotes the components of the pseudofield \mathbf{W} , projected onto the LLL, and the σ_α are Pauli matrices. Note that $\sigma_z(H_{\text{HSW}})\sigma_z = -H_{\text{HSW}}$, so that for every eigenstate $|\psi\rangle$ of energy E , $\sigma_z|\psi\rangle$ is also an eigenvalue, with energy $-E$ [56]. The energy spectrum of H_{HSW} therefore possesses a reflection symmetry about $E = 0$. The reduction of the DOS near $E = 0$ is due to the combined effects of the reflection symmetry of the eigenvalue

spectrum, plus the usual level repulsion of eigenvalues. It is therefore a finite-size effect. We note that when the disorder is smoothed ($\zeta > 0$), the DOS becomes more strongly peaked near $E = 0$, and that the downturn moves closer to $E = 0$ (E_0 becomes smaller). This is illustrated in Fig. 7b, where we have plotted the DOS for a samples of size $N = 80$, for disorder correlation lengths $\zeta=0,1,2$ (in units of the magnetic length). The case of smooth disorder was studied in Ref. [56].

In order to observe a divergence in the DOS near $E = 0$, one must study energies small enough that the HSW correction can be observed, but large enough ($E > V_{\text{RMS}}/N$) that the vanishing of the DOS due to eigenvalue repulsion does not interfere. Given our numerical limitations on the maximum size ($N_{\text{max}} \approx 500$) of our samples, we were unable to isolate any divergent contribution to the DOS at small E . To better understand the behavior of the HSW model near $E = 0$, we studied a random matrix problem with the same symmetry as the HSW Hamiltonian, namely the eigenvalue spectrum for matrices with the same form as the HSW Hamiltonian,

$$H = \begin{pmatrix} 0 & W \\ W^\dagger & 0 \end{pmatrix}, \quad (25)$$

where W is a Gaussian random complex matrix [57]. When the elements W_{ij} all have the same variance, so that

$$P(W_{ij}) \propto e^{-|W_{ij}|^2/2\sigma^2}, \quad (26)$$

one obtains the exponential ensemble of random matrices, studied by Bronk [58]. The joint probability distribution function for the eigenvalues is [58]

$$P(E_1, \dots, E_N) \propto \prod_i |E_i| \prod_{j < k} |E_j^2 - E_k^2|^2 e^{-\sum_i E_i^2/2\sigma^2}. \quad (27)$$

Using a mathematical identity for sums of the product of two Laguerre polynomials [60], one can show that the DOS for the exponential ensemble is given by

$$D(E_1) = \int dE_2 \dots \int dE_N P(E_1, \dots, E_N) \propto |E_1| \left[L_{N-1}^{(1)}(x) L_{N-1}^{(0)}(x) - L_{N-2}^{(1)}(x) L_N^{(0)}(x) \right] e^{-x}, \quad (28)$$

where $x = E_1^2/2\sigma^2$ and the $L_n^{(\alpha)}$ denote associated Laguerre polynomials. The DOS is proportional to $|E_1|$ near $E_1 = 0$, and vanishes like $e^{-E_1^2/2\sigma^2}$ for large E_1 , which is the behavior seen in Fig. 7a for the HSW DOS. However, Bronk's [58] calculation of the asymptotic ($N \rightarrow \infty$) random-matrix DOS may be invoked to show that the usual semicircle law for the DOS holds, so that the random matrix model gives no divergent contributions to the DOS. Not surprisingly, the HSW model

and the exponential ensemble have very different behavior even near $E = 0$, despite the similar symmetries of the Hamiltonians. Random matrix theory is expected to apply in metallic phases but not at critical points [59].

Figure 7c shows the Thouless number for the HSW model as a function of energy for system sizes $N=10,40,160$. It can be seen from Fig. 7c that there are two delocalization transitions, one at $E_c \sim 0.7V_{\text{RMS}}$, and the other at $E = 0$. The transition at $E_c \sim 0.7V_{\text{RMS}}$ is reminiscent of the transition at $E \sim \lambda|\mathbf{W}|$ studied in Sec. 4, for strong SO scattering. As the system size increases, it is clearly seen that the peak in $T(E)$ at $E = E_c \sim 0.7V_{\text{RMS}}$ becomes narrower and more pronounced. We also find that the peak value, $T(E_c)$, for the HSW model is close (only 10% smaller) to that for spinless electrons, $T(0)$. The transition at $E = 0$ is more difficult to characterize, since the width of the peak in $T(E)$ near $E = 0$ seems to scale like the energy eigenvalue spacing, *i.e.*, $\Delta E \propto 1/N \propto L^{-2}$, rather than $\Delta E \propto L^{-3/7}$ (near E_c). The delocalization transition near $E = 0$ also differs from the one at E_c in that the peak Thouless number is seen to (slowly) decrease with increasing system size. These differences in the behavior of $T(E)$ are evidence that the universality class of the two delocalization transitions in the HSW model are different.

6. Conclusions

Using a continuum LLL model, we find, in agreement with previous numerical work, that for spin-polarized electrons in the LLL, the localization exponent has the value $\nu \approx 2.4$, and that the peak value of the Thouless number is constant, independent of the sample size. We find that the scaled Thouless-number data fits the scaled experimental resistivity data of Ref. [43], which is the universal crossover function for the quantum Hall metal-insulator transition.

For short-range SO scattering, we find, as in the experiments of Ref. [31], a seemingly doubled exponent, $\nu \approx 4.4$, when we assume that the Thouless number is peaked at a single energy. This value of ν reverts to close to the usual non-SO value of $\nu \approx 2.3$, and the peak value of the Thouless number approximates the spin-polarized value, when the SO scattering potential is smoothed and made sufficiently large. We conclude that the universality class of the metal-insulator transition for non-interacting spin-degenerate electrons in the quantum Hall regime is the same as for spin-polarized electrons.

It is possible that the experiments leading to an apparently different value of the temperature exponent κ may not be in the scaling regime, especially for nearly white-noise scattering, which is the situation for the In-doped GaAs samples used in Ref. [31]. The experiments of Ref. [31] required temperatures $T > 50\text{mK}$; otherwise, the spin-splitting between the Landau levels was resolved, and the putative spin-degeneracy was lost. It could be that the effective sample size $l_{in} \propto T^{-p}$ was too short to reach the scaling regime, even at the low temperatures

used in the experiments.

It is not known whether Coulomb interactions change the value of κ for spin-degenerate electrons, *e.g.*, by changing the inelastic scattering length exponent p (or the dynamical exponent z) from its value for non-interacting electrons [18]. It is believed that for dirty boson systems, the dynamical exponent depends on the form of the interparticle potential [61]. Certainly a peak value of the longitudinal conductivity less than the universal value $\sigma_{xx}^c = e^2/2h$ for non-interacting electrons is seen in experiments, and perhaps this is due to Coulomb interactions. The importance of Coulomb interactions even for the spin-polarized case is underscored by the large exchange enhancement of the electron g factor relative to its bare value, which has been studied in numerous experiments [62] and calculations [63]. Recent work has developed a new picture of the nature of spin excitations in the quantum Hall regime, in the presence of Coulomb interactions [64]. In principle, the $1/r$ nature of the Coulomb interaction in a 2DEG could be purposely modified by specially gating a heterojunction with a metallic overlayer, so as to screen the Coulomb interaction and induce $1/r^3$ dipole-dipole interparticle interactions. This has been carried out for the insulating regime, where hopping dominates the transport [65,66].

We also studied the model of Hikami, Shirai, and Wegner [35], and calculated the DOS and Thouless number for a range of system sizes. We found that the DOS and $T(E)$ both vanish linearly at $E = 0$ for finite-size samples, contrary to the naive expectation that the DOS should increase and $T(E)$ become constant at $E = 0$. The different scaling behavior of the Thouless number at the two energies are evidence that the two delocalization transitions are in different universality classes.

ACKNOWLEDGMENTS

This research was supported by the National Science Foundation through grant NSF DMR-9416906 at Indiana University, and by NSF grant 89-57993 at UC San Diego. We are grateful to C. Canali, J. Chalker, S. Das Sarma, M. Guo, R. Hyman, A. H. MacDonald, and S. Sondhi for helpful discussions, and to H. P. Wei and D. C. Tsui for the data used in Fig. 2.

^a Current address: Department of Physics and Astronomy, University of Oklahoma, 440 W. Brooks, Rm. 131, Norman, OK 73019.

[1] R. E. Prange and S. M. Girvin, eds., *The Quantum Hall Effect*, Springer-Verlag, 1990.

- [2] H. Levine, S. B. Libby, and A. M. M. Pruisken, *Phys. Rev. Lett.* **51**, 1915 (1983).
- [3] R. B. Laughlin, *Phys. Rev. B* **23**, 5632 (1981).
- [4] B. I. Halperin, *Phys. Rev. B* **25**, 2185 (1982).
- [5] K. von Klitzing, G. Dorda, and M. Pepper, *Phys. Rev. Lett.* **45**, 494 (1980).
- [6] H. P. Wei, D. C. Tsui, M. A. Paalanen, and A. M. M. Pruisken, *Phys. Rev. Lett.* **61**, 1294 (1988).
- [7] D. E. Khmel'nitskii, *Phys. Lett.* **106A**, 182 (1984).
- [8] S. Kivelson, D.-H. Lee, S.-C. Zhang, *Phys. Rev. B* **46**, 2223 (1992).
- [9] E. Abraham, P. W. Anderson, D. C. Licciardello, and T. V Ramakrishnan, *Phys. Rev. Lett.* **42**, 673 (1979).
- [10] S. V. Iordansky, *Solid State Commun.* **43**, 1 (1982).
- [11] S. Trugman, *Phys. Rev. B* **27**, 7539 (1983).
- [12] D. E. Khmel'nitskii, *JETP Lett.* **38**, 552 (1983).
- [13] A. M. M. Pruisken, *Phys. Rev. Lett.* **61**, 1297 (1988).
- [14] S. Koch, R. J. Haug, K. von Klitzing, and K. Ploog, *Phys. Rev. Lett.* **67**, 883 (1991).
- [15] D. J. Thouless, *Phys. Rev. Lett.* **39**, 1167 (1977).
- [16] H. P. Wei, L. W. Engel, and D. C. Tsui, "Current scaling in the integer quantum Hall effect," *preprint*, (1994).
- [17] M. P. A. Fisher, G. Grinstein, and S. M. Girvin, *Phys. Rev. Lett.* **64**, 587 (1990).
- [18] S. L. Sondhi and S. A. Kivelson, "Finite scaling of the transition between quantum Hall plateaux," *preprint*, (1993).
- [19] D. G. Polyakov and B. I. Shklovskii, *Phys. Rev. Lett.* **70**, 3796 (1993); *Phys. Rev. B* **48**, 11167 (1993).
- [20] L. W. Engel, D. Shahar, Ç. Kurdak, and D. C. Tsui, *Phys. Rev. Lett.* **71**, 2638 (1993).
- [21] H. P. Wei, S. W. Hwang, D. C. Tsui, and A. M. M. Pruisken, *Surf. Sci.* **229**, 34 (1990).
- [22] T. Ando, *J. Phys. Soc. Jpn.* **52**, 1740 (1983).
- [23] H. Aoki, *J. Phys. C* **16**, 1893 (1983).
- [24] Y. Ono, *J. Phys. Soc. Jpn.* **51** 2055 (1982).
- [25] H. Aoki and T. Ando, *Phys. Rev. Lett.* **54**, 831 (1985).
- [26] B. Huckestein and B. Kramer, *Phys. Rev. Lett.* **64**, 1437 (1990); B. Huckestein, *Phys. Rev. Lett.* **72**, 1080 (1994).
- [27] Y. Huo and R. N. Bhatt, *Phys. Rev. Lett.* **68**, 1375 (1992).
- [28] D. Liu and S. Das Sarma, *Mod. Phys. Lett. B* **7**, 449 (1993); *Phys. Rev. B* **49**, 2677 (1994).
- [29] Z. Wang, D. H. Lee, and X. G. Wen, *Phys. Rev. Lett.* **72**, 2454 (1994).
- [30] G. V. Mil'nikov and I. M. Sokolov, *JETP Lett.* **48**, 536 (1988).
- [31] S. W. Hwang, H. P. Wei, L. W. Engel, D. C. Tsui, and A. M. M. Pruisken, *Phys. Rev.* **B48**, 11416 (1993).
- [32] D. K. K. Lee and J. T. Chalker, *Phys. Rev. Lett.* **72**, 1510 (1994).
- [33] D. E. Khmel'nitskii, *Helv. Phys. Act.* **65**, 164 (1992).
- [34] J. T. Chalker and P. D. Coddington, *J. Phys. C* **21**, 2665 (1988).
- [35] S. Hikami, M. Shirai, and F. Wegner, *Nucl. Phys.* **B408**, 415 (1993).
- [36] J. T. Edwards and D. J. Thouless, *J. Phys. C* **5**, 807 (1972); D. C. Licciardello and D. J. Thouless, *J. Phys. C* **8**, 4157 (1975).
- [37] E. Akkermans and G. Montambaux, *Phys. Rev. Lett.* **68**, 642 (1992).
- [38] F. D. M. Haldane and E. H. Rezayi, *Phys. Rev. B* **31**, 2529 (1985).
- [39] B. I. Alt'shuler and B. Shklovskii, *Zh. Eksp. Teor. Fiz.* **91**, 220 (1986) [*Sov. Phys. JETP* **64**, 127 (1986)].
- [40] Y. Huo, R. E. Hetzel, and R. N. Bhatt, *Phys. Rev. Lett.* **70**, 481 (1993).
- [41] D. H. Lee, Z. Wang, and S. Kivelson, *Phys. Rev. Lett.* **70**, 4130 (1993).
- [42] B. Mieck, *Europhys. Lett.* **13**, 453 (1990); *Z. Phys. B* **90**, 427 (1993).
- [43] H. P. Wei and D. C. Tsui, unpublished.
- [44] P L. McEuen, A. Szafer, C. A. Richter, B. W. Alphenaar, J. K. Jain, A. D. Stone, R. G. Wheeler, and R. N. Sacks, *Phys. Rev. Lett.* **64**, 2062 (1990).
- [45] R. J. F. Hughes, J. T. Nicholls, J. E. F. Frost, E. H. Linfield, M. Pepper, C. J. B. Ford, D. A. Ritchie, G. A. C. Jones, E. Kogan, and M. Kaveh, *J. Phys. Cond. Mat.* **6**, 4763 (1994).
- [46] G. Dresselhaus, *Phys. Rev.* **100**, 580 (1955); E. O. Kane, *J. Phys. Chem. Solids* **1**, 82 (1956).
- [47] G. E. Pikus and A. N. Titkov, in *Optical Orientation* by F. Meier and B. P. Zakharchenya, eds. (North-Holland, Amsterdam, 1984), p. 73.
- [48] A. V. Khaetskii, *Phys. Rev. B* **45**, 13777 (1992).
- [49] D. A. Romanov, *Sov. Phys. Solid State* **35**, 717 (1993).
- [50] Yu. A. Bychkov and E. I Rashba, in *Proceeding of the 17th International Conference on the Physics of Semiconductors, San Francisco*, ed. by J. D. Chadi and W. A. Harrison, (Springer-Verlag, New York, 1985), p. 321.
- [51] Spin-orbit scattering from the short-range alloy potential of the heavy (high- Z) In in the InGaAs samples may be more significant than in high mobility GaAs heterojunctions, but its magnitude is difficult to estimate accurately.
- [52] D. H. Lee, *Phys. Rev. B* **50**, 10788 (1994).
- [53] J. T. Chalker and J. F. G. Eastmond (unpublished); J. F. G. Eastmond, Ph.D. thesis, Oxford University, 1992.
- [54] R. Gade, "Integer quantum Hall transition for a sublattice model," *preprint*, 1994.
- [55] A. W. W. Ludwig, M. P. A. Fisher, R. Shankar, and G. Grinstein, "The Integer Quantum Hall Transition: A New Approach and Exact Results," *Princeton University Preprint* 9/1993.
- [56] D. K. K. Lee, *Phys. Rev. B* **50**, 7743 (1994).
- [57] M. L. Mehta, "Random Matrices," (New York: Academic Press, 1991).
- [58] B. V. Bronk, *J. Math. Phys.* **6**, 228 (1965).
- [59] B. I. Alt'shuler and B. Shklovskii, *Zh. Eksp. Teor. Fiz.* **91**, 220 (1986) [*Sov. Phys. JETP* **64**, 127 (1986)].
- [60] I. S. Gradshteyn and I. M. Ryzhik, "Table of Integrals, Series, and Products," (Academic Press: New York, 1980), Sec. 8.97.
- [61] M. P. A. Fisher, *Phys. Rev. Lett.* **65**, 923 (1990).
- [62] *see, e.g.*, A. Pinczuk, B. S. Dennis, D. Heimann, C. Kallin, L. Brey, C. Tejedor, S. Schmitt-Rink, L. N. Pfeiffer, and K. W. West, *Phys. Rev. Lett.* **68**, 3623 (1992), and references therein.
- [63] T. Ando and Y. Uemura, *J. Phys. Soc. Jpn.* **37**, 1044 (1974); *see also* A. P. Smith and A. H. MacDonald, *Phys. Rev. B* **45**, 8829 (1992), and references therein.

- [64] S. L. Sondhi, A. Karlhede, S. A. Kivelson, and E. H. Rezayi, *Phys. Rev. B.* **47**, 16419 (1993).
 [65] I. L. Aleiner and B. I. Shklovskii, *Phys. Rev. B* **49**, 13721 (1994).
 [66] X. L. Hu, Y. Carmi, H. W. Jiang, and A. J. Dahm, "Screening of the Coulomb Gap," *preprint*, (1994).

FIG. 1. (a) Thouless number data for spin-polarized electrons in the lowest Landau level, in the presence of white-noise disorder ($\zeta = 0$), for sample sizes of $N=20, 80, 300, 1000$ flux quanta. The width of the Thouless number decreases with increasing N .

(b) The scaled Thouless number data for spin-polarized electrons in the lowest Landau level, for $N=20, 40, 80, 160, 300, 600, 1000$ flux quanta, falls onto a single curve.

(c) Log-log plot of the integrated area under the Thouless number curves, versus the system size ($L \propto \sqrt{N}$), for $N=20, 40, 80, 160, 300, 600, 1000$ flux quanta. The slope of the resulting line is $-1/\nu$, and yields $\nu \approx 2.4$.

FIG. 2. (a) Longitudinal resistivity (ρ_{xx}) data versus applied magnetic field for four temperatures, $T=40, 110, 305, 640$ mK, taken from Ref. [21].

(b) Scaled, normalized experimental data for ρ_{xx} for $T = 40, 110, 305, 640$ mK, shown by symbols. The solid lines are the scaled Thouless number data for spin-polarized electrons in the lowest Landau level, for $N=20, 40, 80, 160, 300, 600, 1000$ flux quanta. This curve represents the universal crossover function from metal to insulator for non-interacting electrons in the quantum Hall regime.

FIG. 3. (a) Thouless number data with spin-orbit scattering, white-noise disorder ($\zeta = 0$), and sample sizes of $N=20, 80, 500$ flux quanta. The width of the Thouless number decreases with increasing N .

(b) Log-log plot of the integrated area under the Thouless number curves, versus the system size. The slope of the resulting line yields $\nu \approx 4.4$.

FIG. 4. (a) Thouless number data for smooth spin-orbit scattering, for smooth ($\zeta = 2$) disorder, and sample sizes of $N=40, 160, 500$ flux quanta. Note that the data are peaked away from zero energy, at the same energy E_c . The width of the Thouless number decreases with increasing N .

(b) Log-log plot of the integrated area under the Thouless number curves, versus the system size. The slope of the resulting line yields $\nu \approx 2.5$.

FIG. 5. (a) Thouless number data for smooth spin-orbit scattering ($\zeta = 2$), for spin-orbit coupling values of $\lambda=0, 2, 4, 6$. The Thouless number is peaked at $E_c \propto \langle \lambda |\mathbf{W}| \rangle$.

(b) E_c versus λ , for $\lambda=0, 1, 2, 3, 4, 5, 6$.

FIG. 6. (a) Thouless number data for strong spin-orbit scattering ($\lambda \langle |\mathbf{W}| \rangle \sim V_{\text{RMS}}$) and white-noise disorder ($\zeta = 0$), for spin-orbit coupling values of $\lambda=0, 2, 4, 6$.
 (b) E_c versus λ , for $\lambda=0, 1, 2, 3, 4, 5, 6$.

FIG. 7. (a) Density of states $D(E)$ for pure spin-orbit scattering model of Hikame, Shirai, and Wegner (HSW) [35], for system size $N=10$ flux quanta. For finite N , $D(E = 0) = 0$. $D(E)$ exhibits a strong peak at an energy $E_0 \propto 1/N$, close to $E = 0$, with a peak height that grows slowly with N .

(b) Density of states for HSW model, for fixed $N=80$, and varying disorder correlation lengths $\zeta = 0, 1, 2$. The peak DOS near $E = 0$ increases with ζ .

(c) Thouless number $T(E)$ for HSW model, for system sizes $N = 10, 40, 160$, showing two delocalization transitions, at $E \sim 0.7V_{\text{RMS}}$ and $E = 0$. For finite N , $T(E = 0) = 0$. The Thouless number decreases with increasing N , except near the fixed points $E \approx \pm 0.7V_{\text{RMS}}$.

Fig. 1b

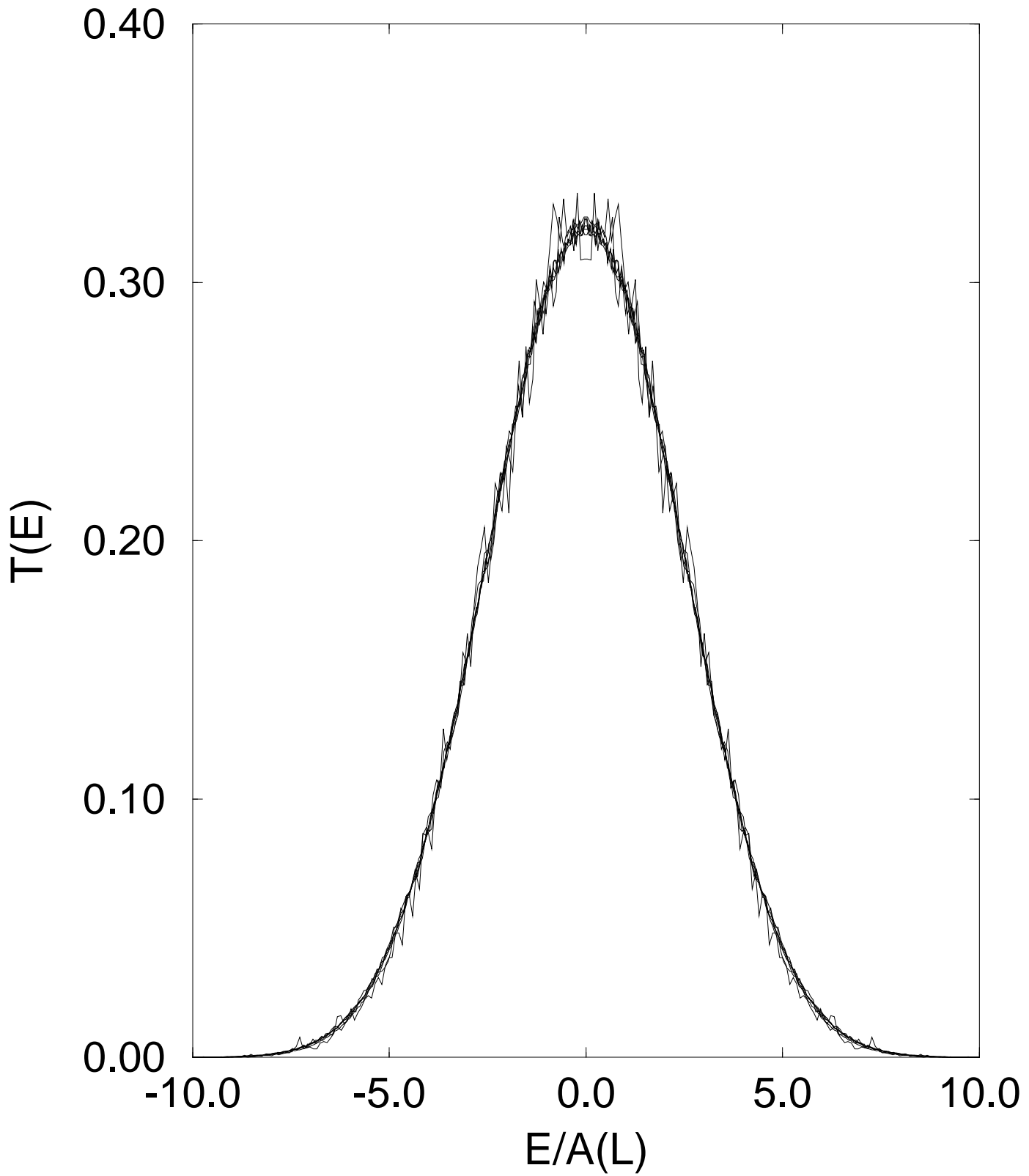


Fig. 1c

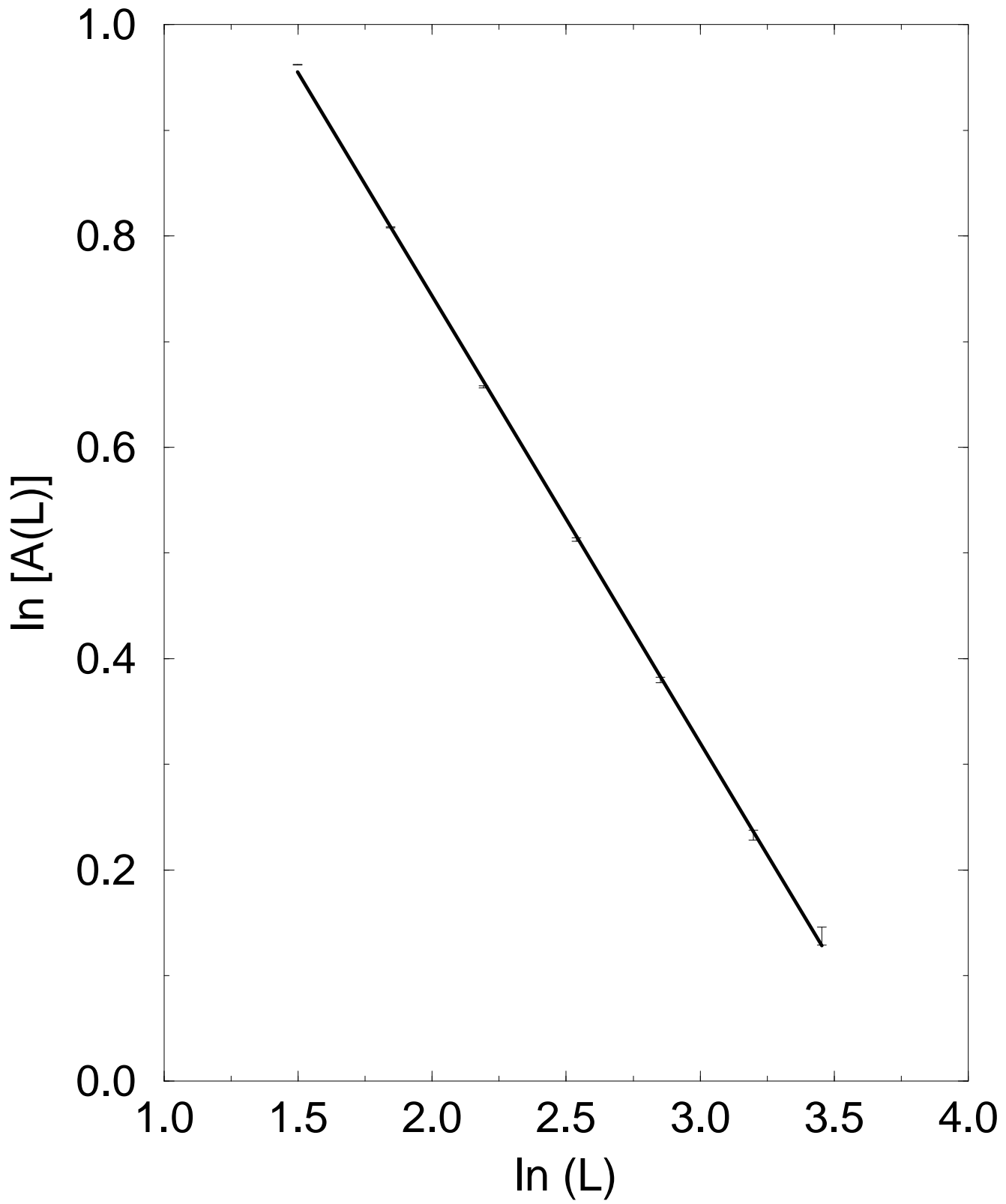


Fig. 2a

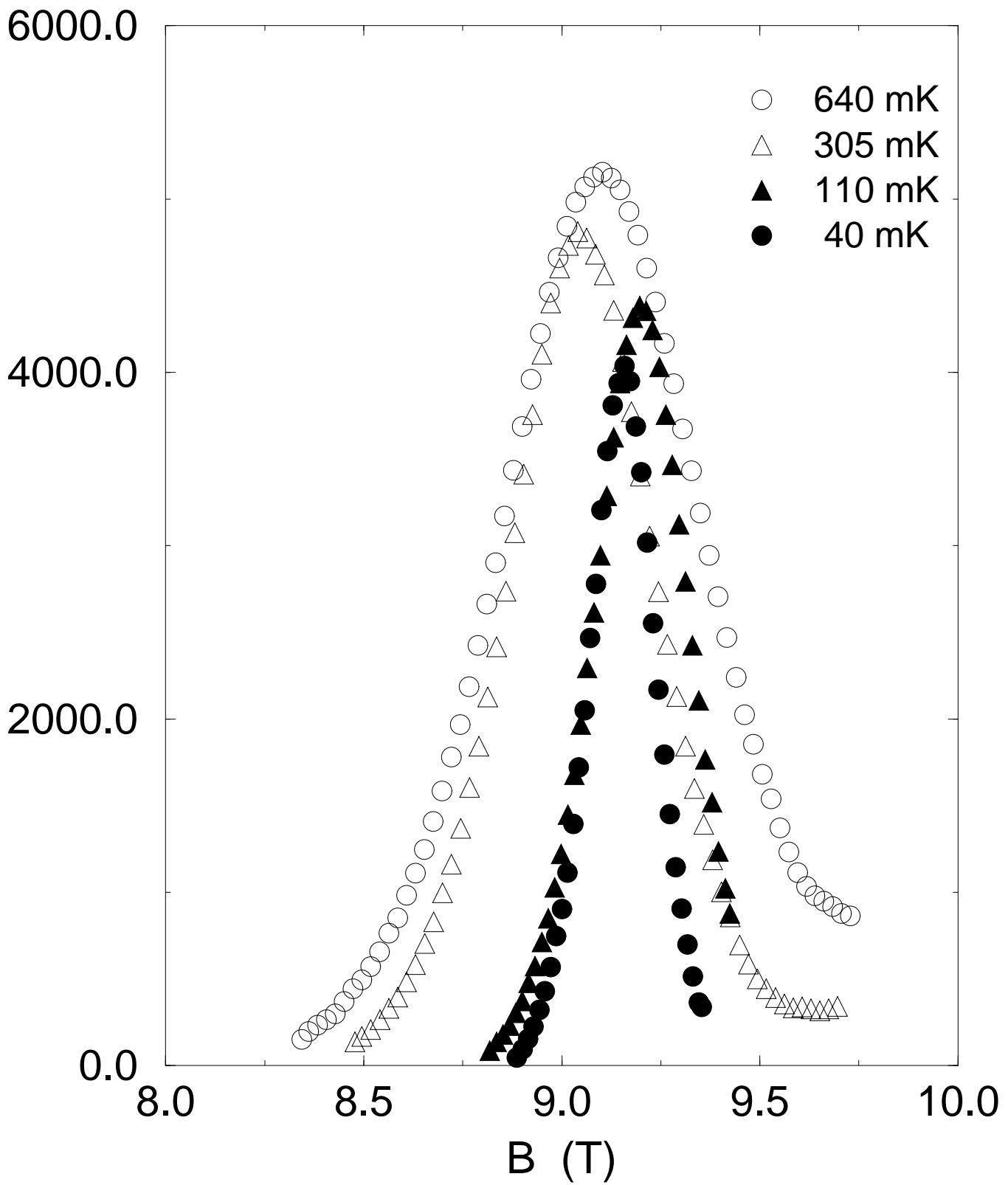


Fig. 2b

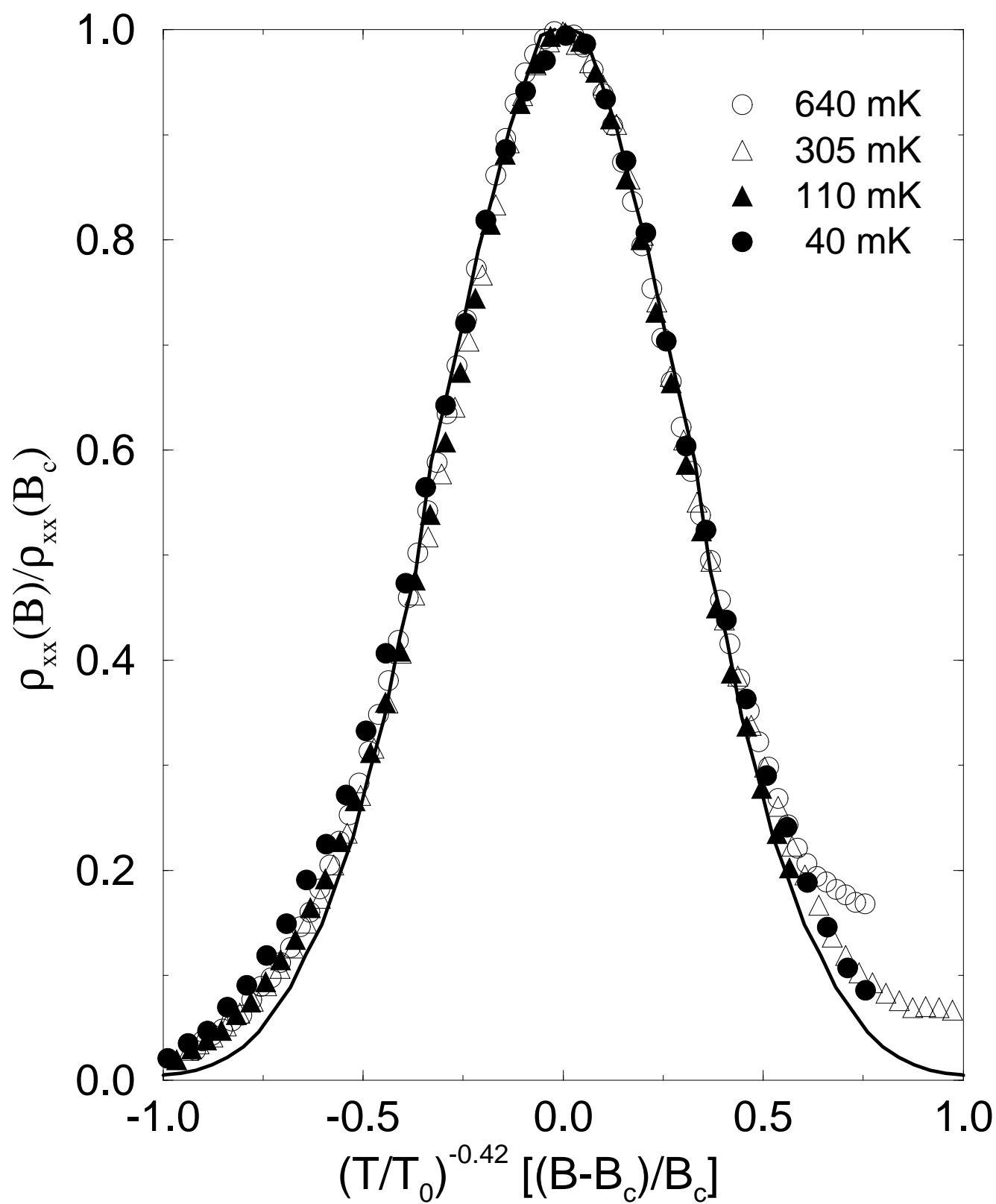


Fig. 3a

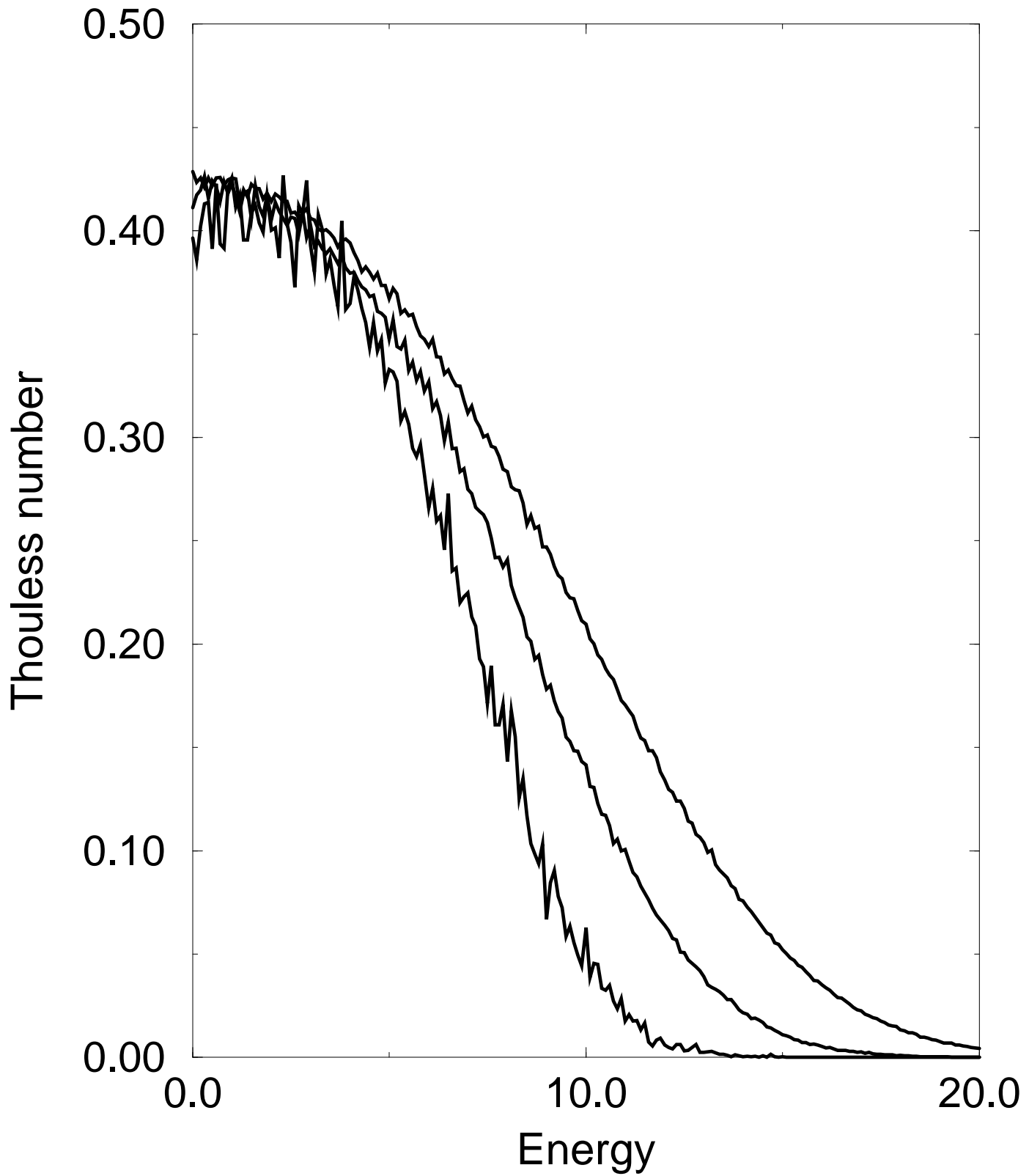


Fig. 3b

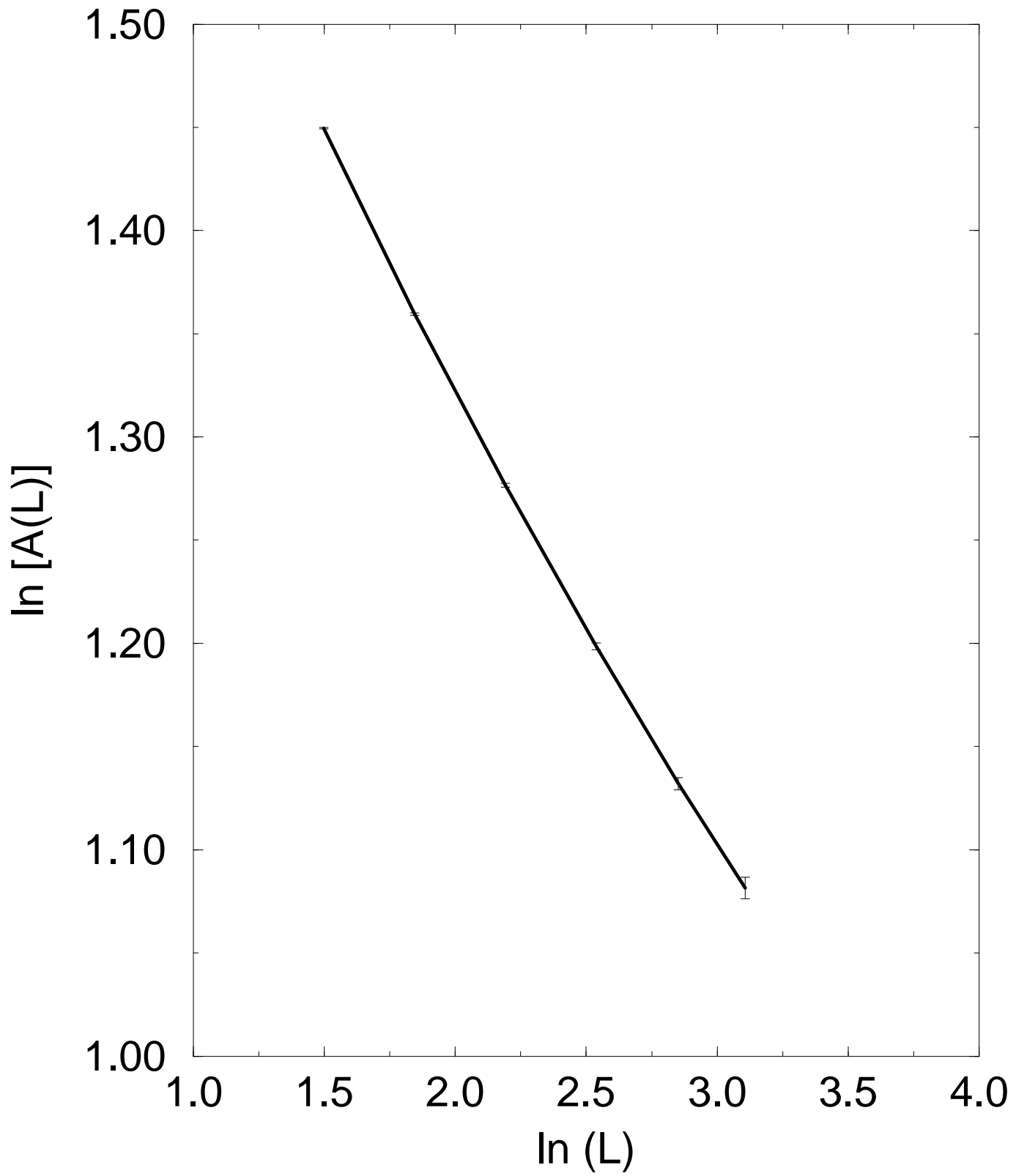


Fig. 4a

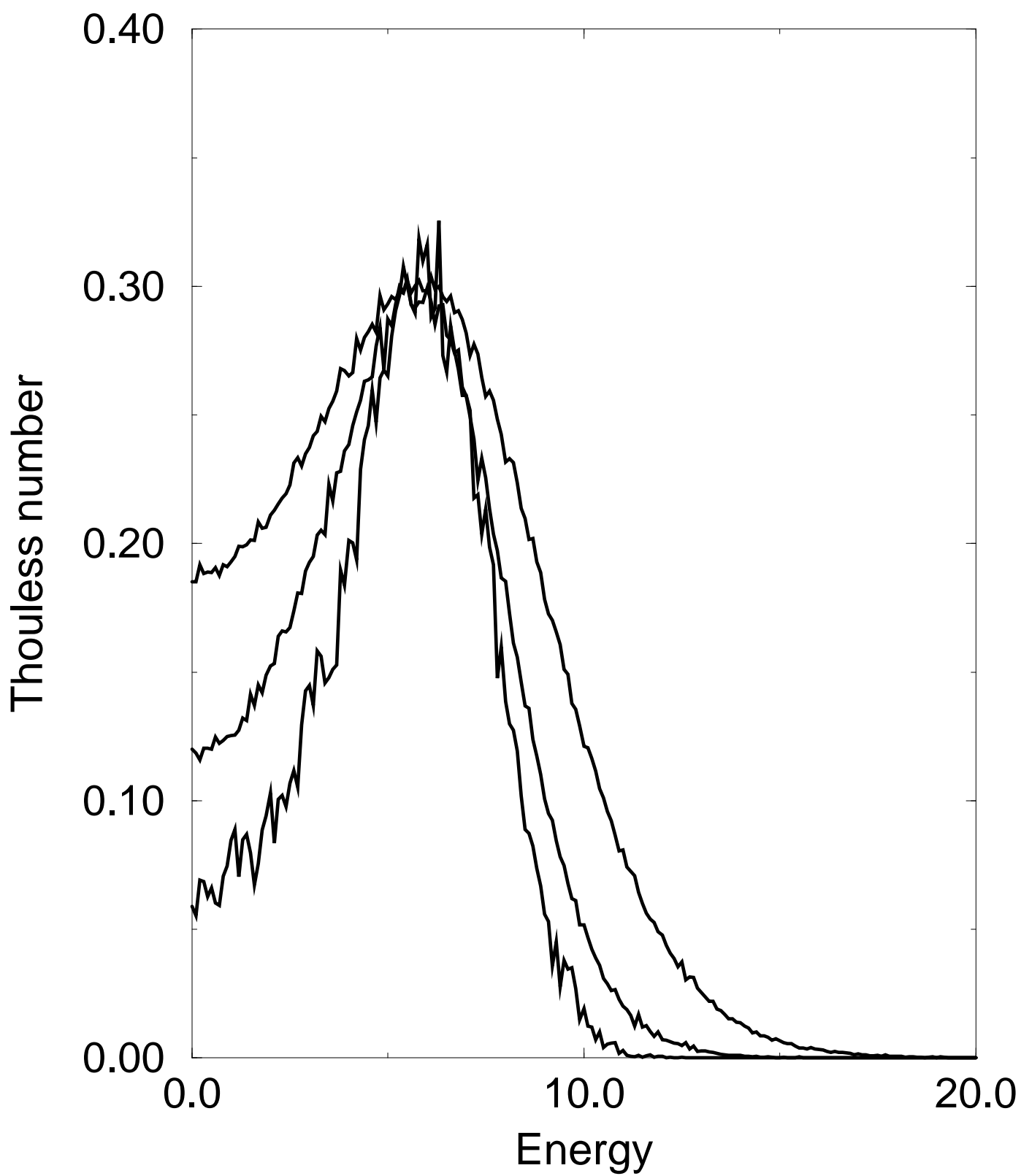


Fig. 4b

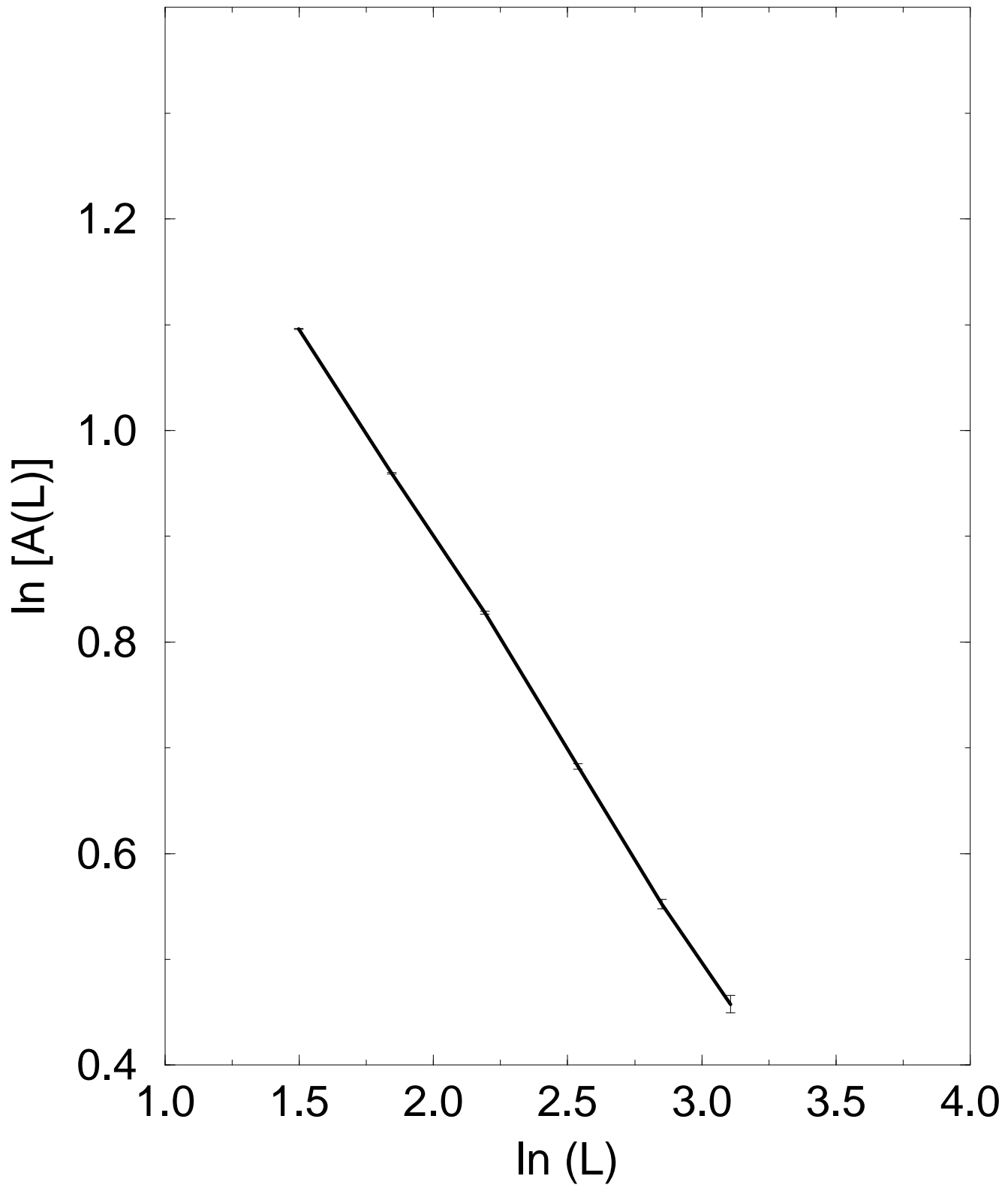


Fig. 5a

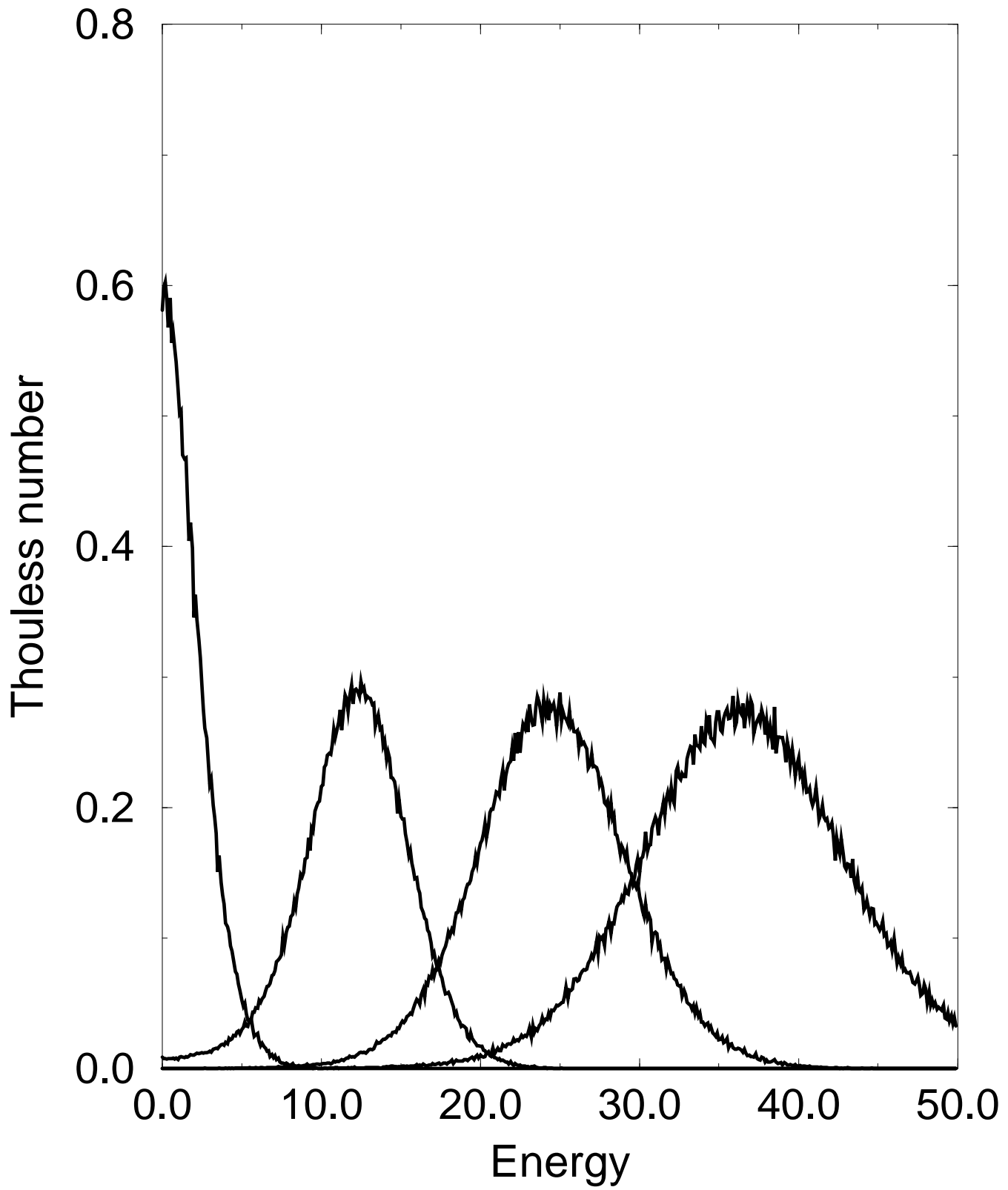


Fig. 5b

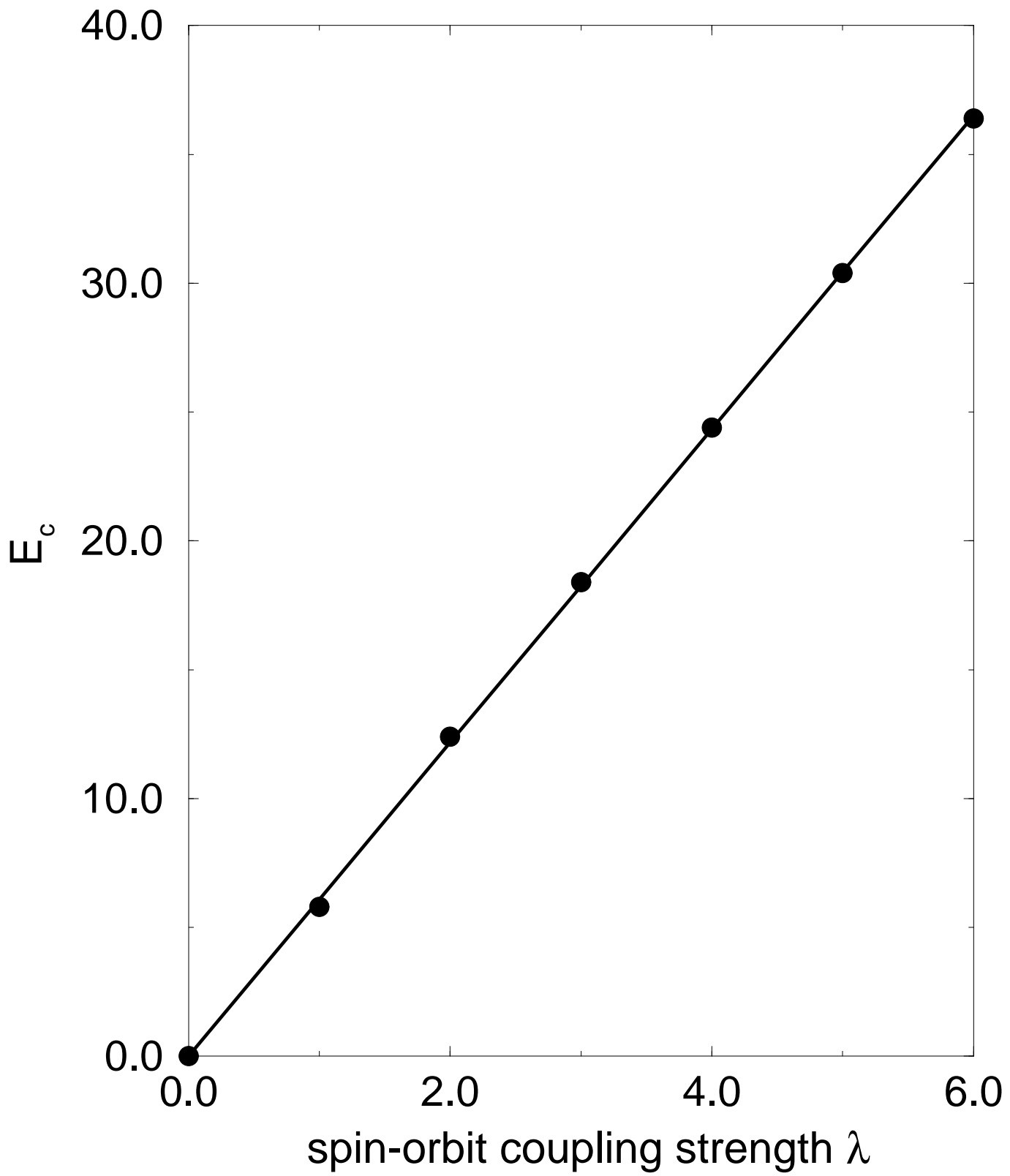


Fig. 6a

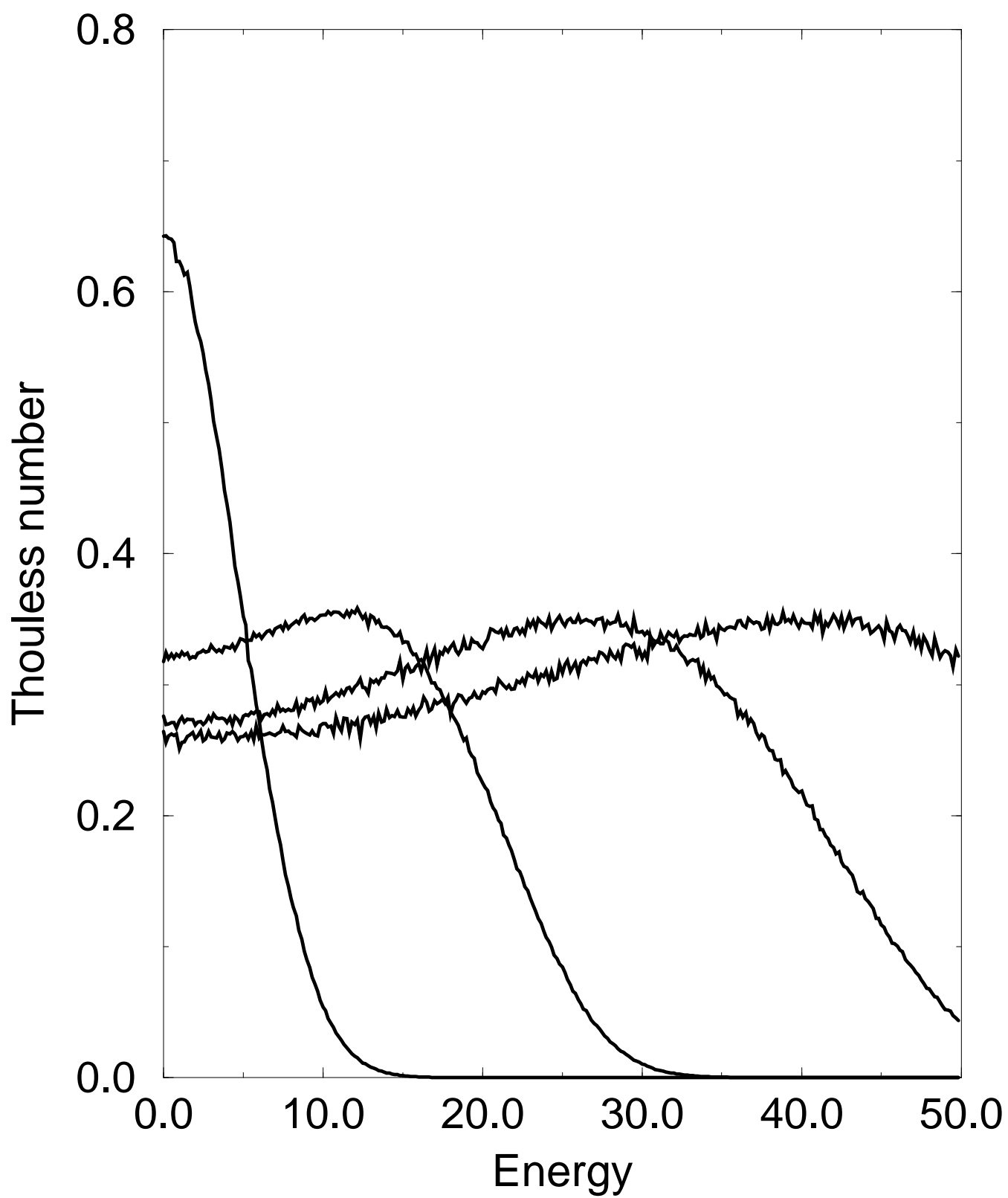


Fig. 6b

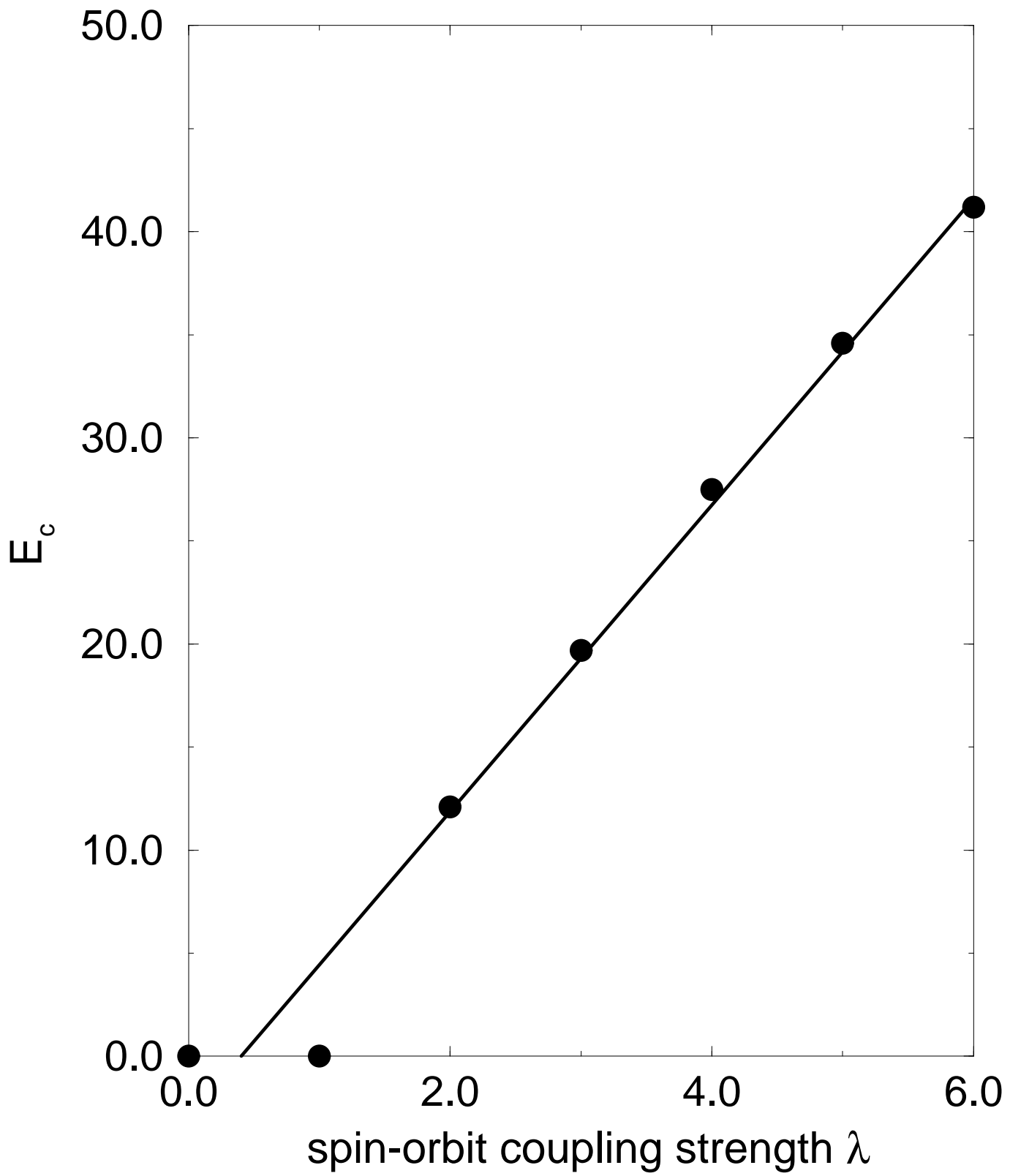


Fig. 7a

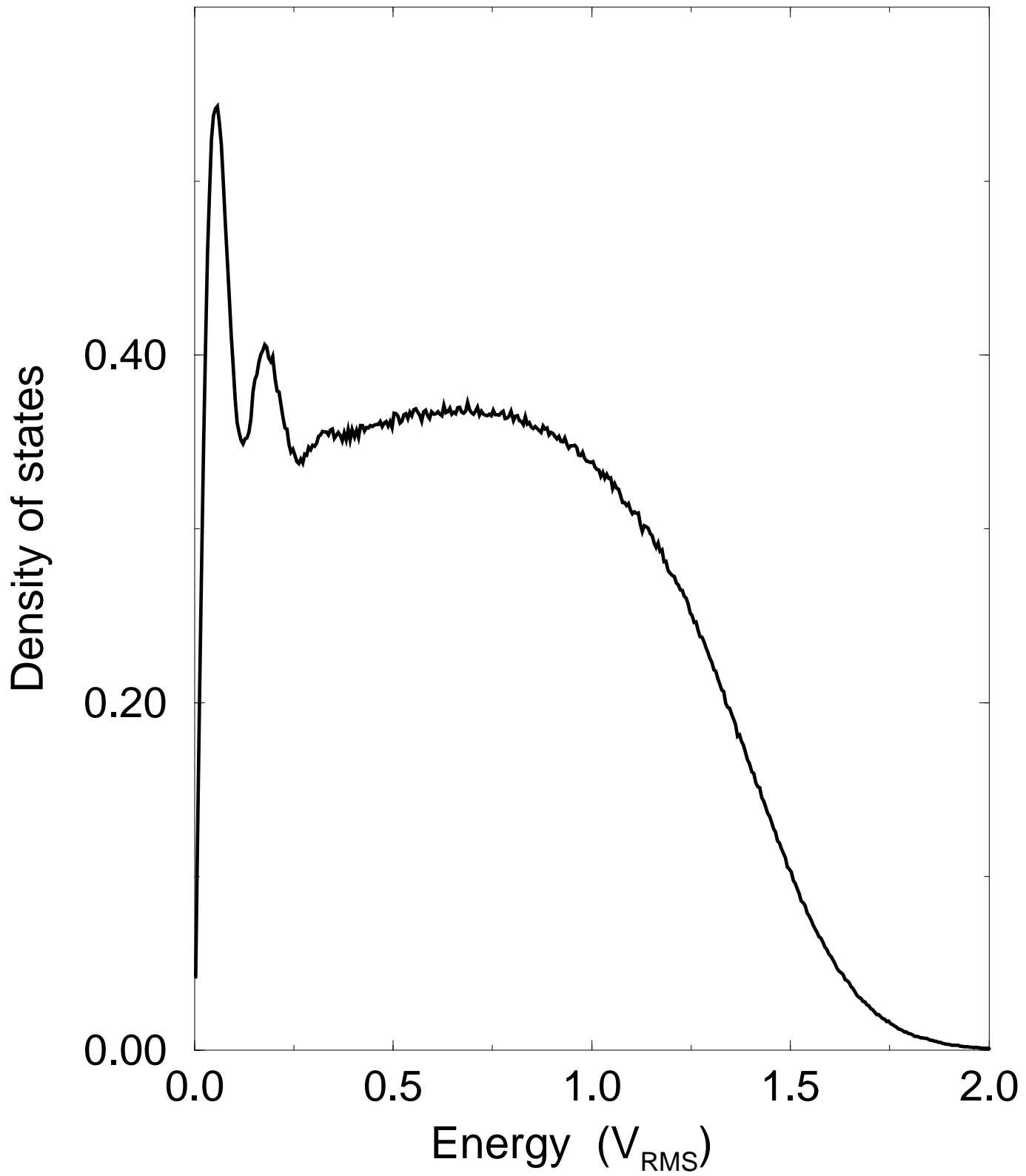


Fig. 7b

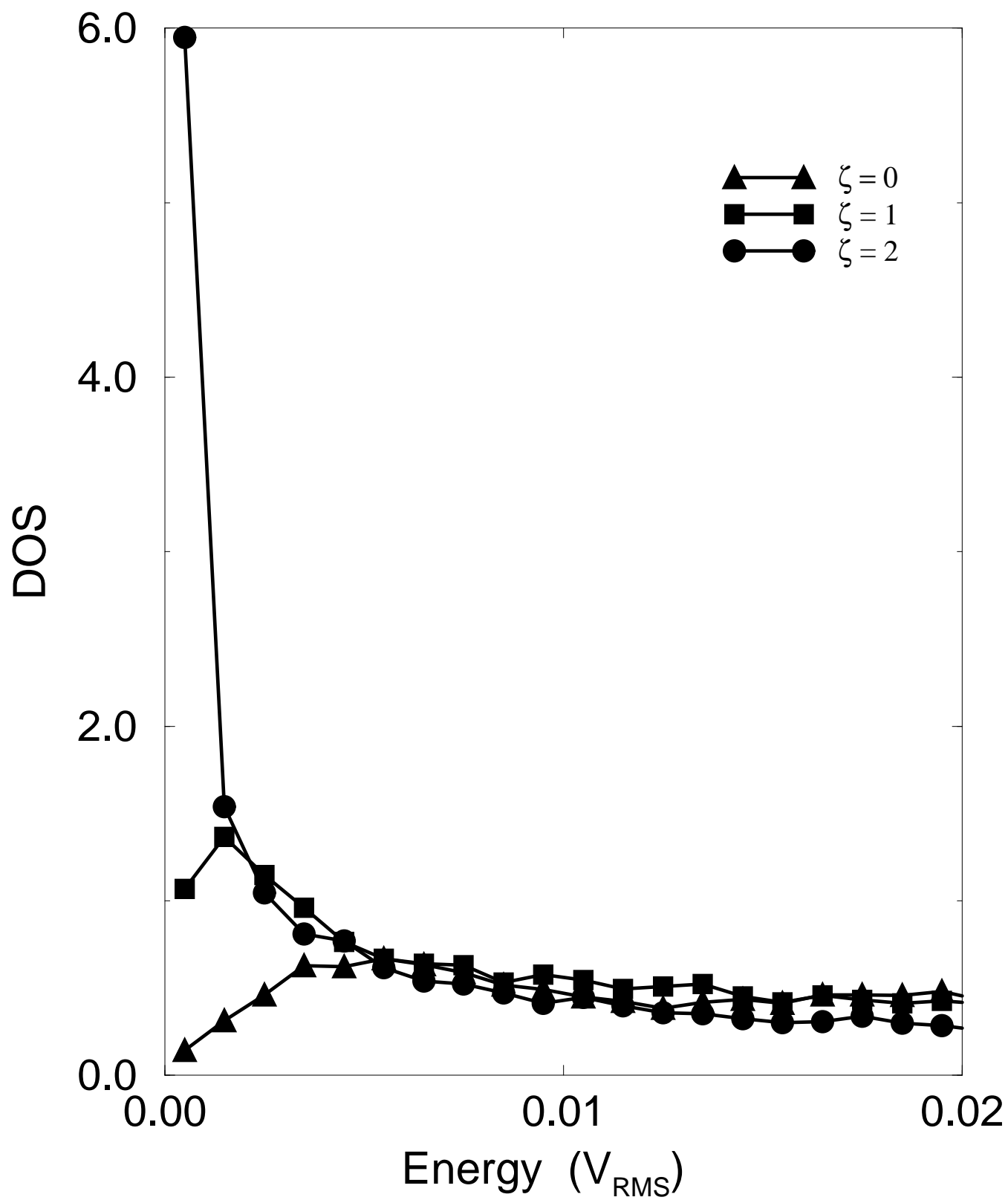


Fig. 7c

