

Gauge Field Formulation of Adiabatic Spin Torques

Hiroshi KOHNO¹ * and Junya SHIBATA² †

¹Graduate School of Engineering Science, Osaka University, Toyonaka, Osaka 560-8531, Japan

²RIKEN-FRS, 2-1 Hirosawa, Wako, Saitama 351-0198, Japan

(Received July 13, 2018)

Previous calculation of spin torques for small-amplitude magnetization dynamics around a uniformly magnetized state [J. Phys. Soc. Jpn. **75** (2006) 113706] is extended here to the case of finite-amplitude dynamics. This is achieved by introducing an “adiabatic” spin frame for conduction electrons, and the associated SU(2) gauge field. In particular, the Gilbert damping is shown to arise from the time variation of the spin-relaxation source terms in this new frame, giving a new physical picture of the damping. The present method will allow a “first-principle” derivation of spin torques without any assumptions such as rotational symmetry in spin space.

KEYWORDS: Landau-Lifshitz-Gilbert equation, s - d exchange interaction, spin torque, Gilbert damping, spin current, spin relaxation, magnetic impurity, local spin frame, gauge field

Magnetization dynamics driven by electric/spin current in submicron-scale ferromagnets has been a subject of active study for a decade. They include magnetization reversal in multilayer systems,^{1–3} displacive and resonant motions of domain walls in thin wires,^{4–14,34} and those of magnetic vortices realized in disks.^{16–19} These phenomena are understood as caused by spin torques, the effect that conduction electrons exert on magnetization through the microscopic s - d exchange interaction.

There are several kinds of spin torques. For slow and smooth dynamics of magnetization, \mathbf{n} ,²⁰ as described by the Landau-Lifshitz-Gilbert equation,

$$\dot{\mathbf{n}} = \gamma_0 \mathbf{H}_{\text{eff}} \times \mathbf{n} + \alpha_0 \dot{\mathbf{n}} \times \mathbf{n} + \mathbf{t}'_{\text{el}}, \quad (1)$$

the following torques are known;

$$\mathbf{t}'_{\text{el}} = -(\mathbf{v}_s \cdot \nabla) \mathbf{n} - \beta \mathbf{n} \times (\mathbf{v}_s \cdot \nabla) \mathbf{n} - \alpha (\mathbf{n} \times \dot{\mathbf{n}}) - \frac{\delta S}{S} \dot{\mathbf{n}}. \quad (2)$$

They include the celebrated spin-transfer torque (first term; \mathbf{v}_s being the “spin-transfer velocity”),^{21–25} the so-called ‘ β -term’ (second term),^{12–14,26–29} the Gilbert damping (third term), and the renormalization of spin (fourth term).³⁰ These torques are “adiabatic” in the sense that they are first order in space/time derivative.^{31,32} In particular, the α - and β -terms, which are classified as “dissipative torques”²⁹ and arise from spin relaxation of conduction electrons,¹² has been a current controversy.^{11,14,25–29,35} This is due to the phenomenological nature of the argument, and thus their microscopic understanding and derivation is highly desired.

There are several works on the microscopic determination of α and β .^{26–29,36–38} For example, in ref.²⁷ (to be referred to as I), we have carried out a fully microscopic calculation based on the linear response of conduction electrons to small-amplitude magnetization fluctuations around a uniformly magnetized state. However, application of the results to finite-amplitude dynamics requires an assumption of rotational symmetry on the spin torque, as exploited in writing the functional form of eq.(2).

In this paper, we present a formulation which is not restricted to the small-amplitude dynamics, and thus allows a “first-principle” derivation of the spin torque without any assumptions such as rotational symmetry. This is achieved by working with an “adiabatic” spin frame, where an inhomogeneous (and time-dependent) magnetization is transformed to a homogeneous (and static) one with a price of the appearance of SU(2) gauge field. This method based on gauge fields has been used in, *e.g.*, spin-fluctuation theory,³⁹ quantum tunneling and resistivity of domain walls,⁴⁰ and spin-transfer torque.^{21,24} Extension of this method to dissipative torques (α - and β -terms) is the aim of the present work.

We study the same model as I, namely, the s - d model consisting of conducting s electrons and localized d spins. The total Lagrangian is given by $L_{\text{tot}} = L_S + L_{\text{el}} - H_{sd}$, where L_S is the Lagrangian for d spins, and

$$L_{\text{el}} = \int d\mathbf{r} c^\dagger \left[i\hbar \frac{\partial}{\partial t} + \frac{\hbar^2}{2m} \nabla^2 + \varepsilon_F - V_{\text{imp}} \right] c, \quad (3)$$

$$H_{sd} = -M \int d\mathbf{r} \mathbf{n}(x) \cdot (c^\dagger \boldsymbol{\sigma} c)_x. \quad (4)$$

Here $c^\dagger = c^\dagger(x) = (c^\dagger_\uparrow(x), c^\dagger_\downarrow(x))$ is the electron creation operator at $x = (\mathbf{r}, t)$, and $\boldsymbol{\sigma}$ is the vector of Pauli spin matrices. We adopt a continuum description for d spins, with a fixed magnitude S and varying direction \mathbf{n} .

The s electrons are treated as a free electron gas in three dimensions subject to impurity potential $V_{\text{imp}} = u \sum_i \delta(\mathbf{r} - \mathbf{R}_i) + u_s \sum_j \mathbf{S}_j \cdot \boldsymbol{\sigma} \delta(\mathbf{r} - \mathbf{R}'_j)$; the second term represents quenched magnetic impurities, which is aimed at introducing spin relaxation process. The averaging over impurity spin direction is taken as $\overline{S_i^\alpha} = 0$ and

$$\overline{S_i^\alpha S_j^\beta} = \frac{1}{3} S_{\text{imp}}^2 \delta_{ij} \delta^{\alpha\beta}. \quad (5)$$

Namely, we consider isotropic spin scatterings, or simply, “isotropic impurities”, to focus on the essence of the gauge-field formulation. More general case of “anisotropic impurities” [*i.e.*, $\overline{(S_i^x)^2} = \overline{(S_i^y)^2} \neq \overline{(S_i^z)^2}$ as considered in I] will be commented on at the end.

To treat finite-amplitude dynamics of magnetization, we work with a local/instantaneous spin frame (called

*E-mail address: kohno@mp.es.osaka-u.ac.jp

†E-mail address: jshibata@postman.riken.go.jp

“adiabatic frame” below) for s electrons whose spin quantization axis is taken to be the local/instantaneous d -spin direction, \mathbf{n} . The electron spinor $a(x)$ in the new frame is related to the original spinor $c(x)$ as $c(x) = U(x)a(x)$, where U is a 2×2 unitary matrix satisfying $c^\dagger(\mathbf{n} \cdot \boldsymbol{\sigma})c = a^\dagger \sigma^z a$. We take $U(x) = \mathbf{m}(x) \cdot \boldsymbol{\sigma}$ with $\mathbf{m} = (\sin(\theta/2) \cos \phi, \sin(\theta/2) \sin \phi, \cos(\theta/2))$ based on the parametrization $\mathbf{n} = (\sin \theta \cos \phi, \sin \theta \sin \phi, \cos \theta)$.

Since $\partial_\mu c = U^\dagger(\partial_\mu + U \partial_\mu U)a \equiv U^\dagger(\partial_\mu + iA_\mu)a$, there arises from L_{el} a coupling $\mathcal{H}_1 = \hbar \int d\mathbf{r} [\mathbf{A}_0 \cdot \tilde{\boldsymbol{\sigma}} + \mathbf{A}_i \cdot \tilde{\mathbf{j}}_{s,i}] + \mathcal{O}(A_i^2)$ of a -electrons with an SU(2) gauge field

$$A_\mu = -iU^\dagger(\partial_\mu U) = A_\mu^\alpha \sigma^\alpha \equiv \mathbf{A}_\mu \cdot \boldsymbol{\sigma}, \quad (6)$$

in the new frame. Here $\mathbf{A}_\mu \equiv \mathbf{m} \times \partial_\mu \mathbf{m}$ is a measure of temporal ($\mu = 0$) or spatial ($\mu = 1, 2, 3$) variation of magnetization, and couples to spin, $\tilde{\boldsymbol{\sigma}}(x) = (a^\dagger \boldsymbol{\sigma} a)_x$, and spin current, $\tilde{\mathbf{j}}_{s,i} = (\hbar/2mi)[a^\dagger \overleftrightarrow{\boldsymbol{\sigma}} \partial_i a]$, in the new frame.

The spin-torque density from H_{sd} is given by

$$\mathbf{t}_{\text{el}}(x) = M\mathbf{n} \times \langle \boldsymbol{\sigma}(x) \rangle_{\text{ne}} = M\mathcal{R}(\hat{z} \times \langle \tilde{\boldsymbol{\sigma}}(x) \rangle_{\text{ne}}), \quad (7)$$

where $\boldsymbol{\sigma}(x) = (c^\dagger \boldsymbol{\sigma} c)_x$, and $\langle \cdots \rangle_{\text{ne}}$ means averaging in nonequilibrium states with time-dependent \mathbf{n} or steady current. We have introduced a 3×3 orthogonal matrix

$$\mathcal{R}^{\alpha\beta} = 2m^\alpha m^\beta - \delta^{\alpha\beta}, \quad (8)$$

representing the same rotation as U but in a three-dimensional vector space. Note that $\mathcal{R}\hat{z} = \mathbf{n}$, $c^\dagger \boldsymbol{\sigma} c = \mathcal{R}(a^\dagger \boldsymbol{\sigma} a)$, and $\mathcal{R}^2 = 1$.

Since the gauge field \mathbf{A}_μ contains a space/time derivative of magnetization, one may naturally formulate a gradient expansion in terms of \mathbf{A}_μ to calculate, *e.g.*, the torque (or spin polarization). In particular, the adiabatic torques are obtained as the first-order terms in \mathbf{A}_μ :

$$\langle \tilde{\boldsymbol{\sigma}}_\perp \rangle_{\text{ne}} = \frac{2}{M} [a_\mu \mathbf{A}_\mu^\perp + b_\mu (\hat{z} \times \mathbf{A}_\mu^\perp)]. \quad (9)$$

Here $\tilde{\boldsymbol{\sigma}}_\perp = \tilde{\boldsymbol{\sigma}} - \hat{z}(\hat{z} \cdot \tilde{\boldsymbol{\sigma}})$ and $\mathbf{A}_\mu^\perp = \mathbf{A}_\mu - \hat{z}(\hat{z} \cdot \mathbf{A}_\mu)$ are the respective transverse components,⁴¹ and the sums over $\mu = 0, 1, 2, 3$ are understood. From the identities,

$$\mathcal{R}\mathbf{A}_\mu^\perp = -\frac{1}{2}\mathbf{n} \times (\partial_\mu \mathbf{n}), \quad \mathcal{R}(\hat{z} \times \mathbf{A}_\mu^\perp) = \frac{1}{2}\partial_\mu \mathbf{n}, \quad (10)$$

together with eq.(7), we see that eq.(9) leads to the torque density $\mathbf{t}_{\text{el}} = a_0 \dot{\mathbf{n}} + (\mathbf{a} \cdot \nabla) \mathbf{n} + b_0 (\mathbf{n} \times \dot{\mathbf{n}}) + \mathbf{n} \times (\mathbf{b} \cdot \nabla) \mathbf{n}$, which is related to \mathbf{t}'_{el} of eq.(2) via $\mathbf{t}_{\text{el}} = (\hbar S/a^3) \mathbf{t}'_{\text{el}}$, with a^3 being the volume per d spin.

The coefficients a_μ and b_μ are expressed by response functions which are wavevector (\mathbf{q}) and frequency (ω) dependent, and the relation between $\langle \tilde{\boldsymbol{\sigma}}_\perp \rangle_{\text{ne}}$ and \mathbf{A}_μ^\perp is nonlocal in general. For adiabatic torques, however, it is sufficient to estimate them at $\mathbf{q} = \mathbf{0}$ and $\omega = 0$, since the gauge fields already contain space/time derivative. The torque then becomes a local function of \mathbf{n} like eq.(2).

The following calculations are done with Green's functions, $G_{\mathbf{k}\sigma}(z) = (z - \hbar^2 \mathbf{k}^2/2m + \varepsilon_{F\sigma} + i\gamma_\sigma \text{sgn}(\text{Im}z))^{-1}$ where $\gamma_\sigma = \hbar/(2\tau_\sigma) = \pi n_i u_s^2 \nu_\sigma + \pi n_s u_s^2 S_{\text{imp}}^2 (2\nu_\sigma + \nu_\sigma)/3$ is the damping rate, and $\varepsilon_{F\sigma} \equiv \varepsilon_F + \sigma M$. Here n_i (n_s) is the concentration of normal (magnetic) impurities, and $\nu_\sigma = m k_{F\sigma}/2\pi^2 \hbar^2$ (with $k_{F\sigma} = \sqrt{2m\varepsilon_{F\sigma}/\hbar}$) is the density of states at $\varepsilon_{F\sigma}$. We calculate the torques in the lowest nontrivial order in $\gamma_\sigma/\varepsilon_{F\sigma}$ and γ_σ/M , as in I.⁴²

Gilbert Damping: We first study the torques associated with the temporal variation of \mathbf{n} . Assuming \mathbf{n} to be uniform, $\mathbf{n} = \mathbf{n}(t)$, we focus on the $\mu = 0$ terms in eq.(9). The coefficients a_0 and b_0 are related to the transverse spin susceptibility, $\chi_\perp^{\alpha\beta}$, as $\frac{2}{M}(-a_0 \delta_\perp^{\alpha\beta} + b_0 \varepsilon^{\alpha\beta}) = \hbar \chi_\perp^{\alpha\beta}(\mathbf{q} = \mathbf{0}, \omega = 0)$, whereas we obtain (Fig.1)²⁷

$$\chi_\perp^{\alpha\beta}(\mathbf{0}, 0) = \frac{\rho_s}{M} \delta_\perp^{\alpha\beta}, \quad (11)$$

where $\rho_s = n_\uparrow - n_\downarrow$ (with $n_\sigma = k_{F\sigma}^3/6\pi^2$) is the s -electron spin density, $\delta_\perp^{\alpha\beta} \equiv \delta^{\alpha\beta} - \delta^{\alpha z} \delta^{\beta z}$, $\varepsilon^{xy} = -\varepsilon^{yx} = 1$, and $\varepsilon^{xx} = \varepsilon^{yy} = 0$. This leads to $\delta S = \rho_s a^3/2$ and $\alpha = 0$. The Gilbert damping does not arise. One may question the result (11), but it seems robust since it assures the fact that, when the direction of \mathbf{n} changes slightly, the equilibrium s -electron spin density follows it with the same magnitude ρ_s . Thus the gauge-field method has an apparent difficulty with Gilbert damping.

This difficulty can be resolved if we note that the impurity spins, which are static (quenched) in the original frame, become time-dependent in the adiabatic frame. Namely, the spin part of V_{imp} is expressed as

$$\mathbf{S}_j \cdot c^\dagger \boldsymbol{\sigma} c = \tilde{\mathbf{S}}_j(t) \cdot a^\dagger \boldsymbol{\sigma} a \quad (12)$$

where $\tilde{\mathbf{S}}_j(t) \equiv \mathcal{R}(t)^{-1} \mathbf{S}_j = \mathcal{R}(t) \mathbf{S}_j$, or

$$\tilde{S}_j^\beta(t') = \mathcal{R}^{\beta\beta'}(t') S_j^{\beta'} \quad (13)$$

is the impurity spin in the adiabatic frame, which is time-dependent. While the s -electron spin tends to follow the instantaneous d -spin direction $\mathbf{n}(t)$, it is at the same time pinned by the quenched impurity spins \mathbf{S}_j . These two competing effects are represented by the time dependence of $\tilde{\mathbf{S}}_j(t)$ in the adiabatic frame. The above observation (and difficulty) is based on the neglect of this time dependence.⁴³

To study the effect of time variation of $\tilde{S}_j^\alpha(t)$, we calculate $\langle \tilde{\sigma}_\perp^\alpha(t) \rangle_{\text{ne}}$ perturbatively with respect to $\tilde{S}_j^\alpha(t)$. The nontrivial contribution comes up at the second order (since $\overline{S_i^\alpha} = 0$). Using the extension of the linear response theory to the second-order response,⁴⁴ we obtain

$$\langle \tilde{\sigma}_\perp^\alpha(t) \rangle_{\text{ne}} = n_s u_s^2 \int_{-\infty}^{\infty} dt' \int_{-\infty}^{\infty} dt'' \chi_{\alpha\beta\gamma}^{\text{R}}(t-t', t'-t'') \times \overline{\tilde{S}^\beta(t') \tilde{S}^\gamma(t'')}, \quad (14)$$

where $\chi_{\alpha\beta\gamma}^{\text{R}}(t-t', t'-t'') = -(2\hbar^2)^{-1} \theta(t-t') \theta(t'-t'') \langle \langle [\tilde{\sigma}_\perp^\alpha(t), \tilde{\sigma}^\beta(t'), \tilde{\sigma}^\gamma(t'')] \rangle \rangle + (t' \leftrightarrow t'', \beta \leftrightarrow \gamma)$ is the retarded three-spin correlation function, here playing the

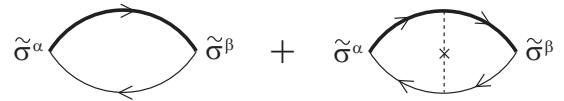


Fig. 1. Transverse spin susceptibility, $\chi_\perp^{\alpha\beta}$, up to $\mathcal{O}(\gamma_\sigma)$, contributing to the spin torque related to the time variation of magnetization. The thick (thin) solid line represents an electron line carrying Matsubara frequency $i\varepsilon_n + i\omega_\lambda$ ($i\varepsilon_n$). The dotted line with a cross represents scattering by static (quenched) impurities, either non-magnetic or magnetic.

role of nonlinear response function.⁴⁵ From eqs.(5) and (13), we have

$$\overline{\tilde{S}^\beta(t')\tilde{S}^\gamma(t'')} = \frac{1}{3}S_{\text{imp}}^2 [\mathcal{R}(t')\mathcal{R}(t'')]^{\beta\gamma}. \quad (15)$$

The correlation function $\chi_{\alpha\beta\gamma}^{\text{R}}(t-t', t'-t'')$ will decay as a function of time separations, with a time scale of the spin relaxation time τ_s . For $\omega\tau_s \ll 1$, where ω is a typical frequency of magnetization dynamics, we may make a short-time approximation for the time-dependence of \mathbf{n} (and \mathcal{R}), and retain the lowest nontrivial order in the expansion, $\mathcal{R}(t') = \mathcal{R}(t) + (t'-t)\dot{\mathcal{R}}(t) + \dots$. This leads to

$$\mathcal{R}(t')\mathcal{R}(t'') = \hat{1} - (t'-t'')\mathcal{R}(t)\dot{\mathcal{R}}(t) + \dots, \quad (16)$$

where we have used $\dot{\mathcal{R}}(t)\mathcal{R}(t) = -\mathcal{R}(t)\dot{\mathcal{R}}(t)$. The identity

$$[\mathcal{R}(t)\dot{\mathcal{R}}(t)]^{\alpha\beta} = 2\varepsilon^{\alpha\beta\gamma}A_0^\gamma \quad (17)$$

shows that we have found a contribution of the gauge field, which was not expected at the initial stage of the formulation when we introduced the gauge field, eq.(6).

We rewrite eq.(14) in terms of Fourier components,

$$\langle\tilde{\sigma}_\perp^\alpha(\omega)\rangle_{\text{ne}} = n_s u_s^2 \int_{-\infty}^{\infty} \frac{d\omega'}{2\pi} \chi_{\alpha\beta\gamma}^{\text{R}}(\omega, \omega') \overline{\tilde{S}^\beta(\omega-\omega')\tilde{S}^\gamma(\omega')}, \quad (18)$$

and expand $\chi_{\alpha\beta\gamma}^{\text{R}}(\omega, \omega')$ with respect to ω and ω' as

$$\chi_{\alpha\beta\gamma}^{\text{R}}(\omega, \omega') = A_{\alpha\beta\gamma} - i\omega B_{\alpha\beta\gamma} - i\omega' C_{\alpha\beta\gamma} + \dots \quad (19)$$

up to the first order, where $A_{\alpha\beta\gamma} \equiv \chi_{\alpha\beta\gamma}^{\text{R}}(0, 0)$, and $B_{\alpha\beta\gamma}$ and $C_{\alpha\beta\gamma}$ are the coefficients. Back to real time, we have

$$\begin{aligned} \langle\tilde{\sigma}_\perp^\alpha(t)\rangle_{\text{ne}} = n_s u_s^2 \left\{ A_{\alpha\beta\gamma} \overline{\tilde{S}^\beta(t)\tilde{S}^\gamma(t)} + B_{\alpha\beta\gamma} \frac{d}{dt} \overline{\tilde{S}^\beta(t)\tilde{S}^\gamma(t)} \right. \\ \left. + C_{\alpha\beta\gamma} \overline{\dot{\tilde{S}}^\beta(t)\tilde{S}^\gamma(t)} + \dots \right\} \\ = \frac{1}{3} n_s u_s^2 S_{\text{imp}}^2 \{ A_{\alpha\beta\beta} + 2C_{\alpha\beta\gamma} \varepsilon^{\beta\gamma\lambda} A_0^\lambda(t) + \dots \}. \quad (20) \end{aligned}$$

Hence it suffices to calculate the ω' -linear coefficient, $C_{\alpha\beta\gamma}$, of $\chi_{\alpha\beta\gamma}^{\text{R}}(\omega, \omega')$.

The retarded function $\chi_{\alpha\beta\gamma}^{\text{R}}(\omega, \omega')$ can be obtained from the Matsubara function

$$\begin{aligned} \chi_{\alpha\beta\gamma}(i\omega_\lambda, i\omega'_\lambda) = \frac{1}{2} \int_0^\beta d(\tau - \tau'') \int_0^\beta d(\tau' - \tau'') \\ \times e^{i\omega_\lambda(\tau - \tau') + i\omega'_\lambda(\tau' - \tau'')} \langle T_\tau [\tilde{\sigma}_\alpha(\tau) \tilde{\sigma}_\beta(\tau') \tilde{\sigma}_\gamma(\tau'')] \rangle \quad (21) \end{aligned}$$

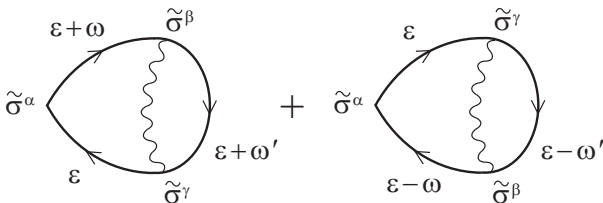


Fig. 2. Contribution to the Gilbert damping in the lowest order in γ_σ . The wavy line represents scattering from impurity spins, which are dynamically fluctuating in the adiabatic frame. The running frequencies are indicated.

by the analytic continuation, $i\omega_\lambda \rightarrow \omega + 2i\eta$ and $i\omega'_\lambda \rightarrow \omega' + i\eta$, where η is a positive infinitesimal. It is sufficient to consider the lowest-order process (with respect to the spin scattering), whose diagrammatic expression is shown for $\langle\tilde{\sigma}_\perp^\alpha(i\omega_\lambda)\rangle_{\text{ne}}$ in Fig.2. The corresponding $\chi_{\alpha\beta\gamma}(i\omega_\lambda, i\omega'_\lambda)$ is given by

$$\begin{aligned} \chi_{\alpha\beta\gamma}(i\omega_\lambda, i\omega'_\lambda) = \frac{1}{2} T \sum_n \sum_{\mathbf{k}, \mathbf{k}'} \text{tr} \left[\sigma^\alpha G_{\mathbf{k}}(i\varepsilon_n + i\omega_\lambda) \sigma^\beta \right. \\ \left. \times G_{\mathbf{k}'}(i\varepsilon_n + i\omega'_\lambda) \sigma^\gamma G_{\mathbf{k}}(i\varepsilon_n) \right] + (i\omega'_\lambda \rightarrow i\omega_\lambda - i\omega'_\lambda), \quad (22) \end{aligned}$$

where $G_{\mathbf{k}} = \text{diag}(G_{\mathbf{k}\uparrow}, G_{\mathbf{k}\downarrow})$. To leading order in γ_σ , we have

$$C_{\alpha\beta\gamma} = \frac{1}{4\pi} \sum_{\mathbf{k}, \mathbf{k}'} \text{tr} \left[\sigma^\alpha G_{\mathbf{k}}^{\text{R}} \sigma^\beta (G_{\mathbf{k}'}^{\text{R}} - G_{\mathbf{k}'}^{\text{A}}) \sigma^\gamma G_{\mathbf{k}}^{\text{A}} \right] - (\beta \leftrightarrow \gamma), \quad (23)$$

and thus $C_{\alpha\beta\gamma} = -(\pi/2M)\nu_+^2(\delta_\perp^{\alpha\beta}\delta^{\gamma z} - \delta_\perp^{\alpha\gamma}\delta^{\beta z})$, where $\nu_+ = \nu_\uparrow + \nu_\downarrow$. Therefore, we obtain

$$\langle\tilde{\sigma}_\perp(t)\rangle_{\text{ne}} = -\frac{2\pi}{3M} n_s u_s^2 S_{\text{imp}}^2 \nu_+^2 (\hat{z} \times \mathbf{A}_0^\perp(t)), \quad (24)$$

leading to the Gilbert damping with

$$\alpha = \frac{\pi}{3} n_s u_s^2 S_{\text{imp}}^2 \nu_+^2 \times \frac{a^3}{S}, \quad (25)$$

in agreement with the result of I for isotropic impurities.

The above calculation provides us a new picture of Gilbert damping. In the adiabatic frame, impurity spins are dynamically fluctuating and disturb the s -electron spins. Because of this disturbance, s electrons admit a low-energy spectral weight in the transverse spin channel (at wavevector $\mathbf{q} = \mathbf{0}$), which causes Gilbert damping.

Current-Induced Torques: We next calculate the spin torques induced by electric/spin currents in the presence of spatial variation of $\mathbf{n} = \mathbf{n}(\mathbf{r})$. These torques correspond to terms in $\langle\tilde{\sigma}_\perp\rangle_{\text{ne}}$ proportional to the spatial components of the gauge field, \mathbf{A}_i^\perp (and $\hat{z} \times \mathbf{A}_i^\perp$). The texture \mathbf{n} (and hence \mathbf{A}_i) is assumed to be static here.

We produce a steady current state by applying a d.c. electric field \mathbf{E} , and first calculate the linear response of

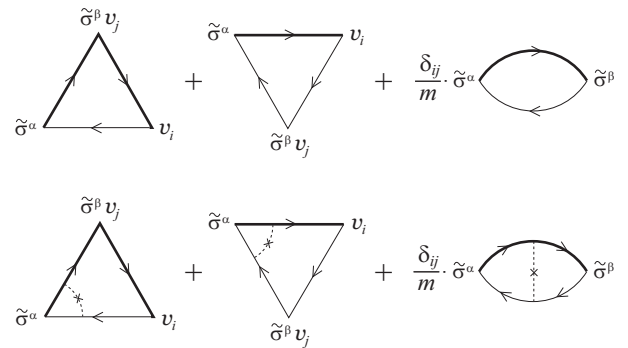


Fig. 3. The E_i - and A_j^β -linear coefficient, $\tilde{K}_{ij}^{\alpha\beta}$, of the transverse spin polarization, $\langle\tilde{\sigma}_\perp^\alpha(\mathbf{q})\rangle_{\text{ne}}$, in the presence of current flow (E_i) and magnetization texture (A_j^β). The vertices with v_i and $\tilde{\sigma}^\beta v_j$ are associated with E_i and A_j^β , respectively. Other graphical meanings are the same as Fig.1.

$\tilde{\sigma}_\perp^\alpha$ to \mathbf{E} . Using Kubo formula,⁴⁴ one can derive

$$\langle \tilde{\sigma}_\perp^\alpha(\mathbf{q}) \rangle_{\text{ne}} = \lim_{\omega \rightarrow 0} \frac{\tilde{K}_i^\alpha(\mathbf{q}, \omega + i0) - \tilde{K}_i^\alpha(\mathbf{q}, 0)}{i\omega} E_i, \quad (26)$$

$$\tilde{K}_i^\alpha(\mathbf{q}, i\omega_\lambda) = \int_0^\beta d\tau e^{i\omega_\lambda \tau} \langle T_\tau \tilde{\sigma}_\perp^\alpha(\mathbf{q}, \tau) J_i \rangle. \quad (27)$$

Here $J_i = -e \sum_{\mathbf{k}} v_i c_{\mathbf{k}}^\dagger c_{\mathbf{k}} = -e \sum_{\mathbf{k}} v_i a_{\mathbf{k}}^\dagger a_{\mathbf{k}} - (e\hbar/m) \sum_{\mathbf{k}, \mathbf{q}'} A_{\mathbf{q}', i}^\beta a_{\mathbf{k}+\mathbf{q}'}^\dagger \sigma^\beta a_{\mathbf{k}}$, with $v_i = \hbar k_i/m$, is the total electric (or charge) current, and the average $\langle \dots \rangle$ is taken in the thermal equilibrium state determined by $L_{\text{el}} - H_{\text{sd}}$. We extract the gauge field in the first order, and write as

$$\tilde{K}_i^\alpha(\mathbf{q}, i\omega_\lambda) = e\hbar \tilde{K}_{ij}^{\alpha\beta}(i\omega_\lambda) A_{\mathbf{q}, j}^\beta. \quad (28)$$

Diagrammatic expressions for $\tilde{K}_{ij}^{\alpha\beta}$ are shown in Fig.3. The calculation is rather straightforward, yielding

$$\mathbf{a} = \frac{\hbar}{2e} \mathbf{j}_s, \quad \mathbf{b} = \frac{2\pi}{3M} \cdot n_s u_s^2 S_{\text{imp}}^2 \nu_+ \cdot \frac{\hbar}{2e} \mathbf{j}_s. \quad (29)$$

Here $\mathbf{j}_s = \sigma_s \mathbf{E} = \mathbf{j}_\uparrow - \mathbf{j}_\downarrow$ is the spin current, with $\sigma_s = (e^2/m)(n_\uparrow \tau_\uparrow - n_\downarrow \tau_\downarrow)$ being the ‘‘spin conductivity’’.⁴⁷ The result (29) also agrees with I for isotropic impurities.

Before closing, let us comment on the case of anisotropic impurities. For the Gilbert damping, we can reproduce the result of I if we take the anisotropy axis to be \mathbf{n} .⁴⁶ As for the β -term, we could only reproduce the first term of the previous result [eq.(25) or (26) of I], and not the second term. There seems to be a key contribution to the torque from V_{imp} , but we do not succeed in reproducing the result of I at present. While this puzzle needs to be clarified, we would like to stress that the essence of the gauge-field method is already contained in the isotropic case as presented in this letter.

In summary, we have developed a theoretical scheme for the adiabatic spin torques in terms of gauge fields associated with the adiabatic spin frame of conduction electrons. We have found an unexpected contribution of the gauge field from the source terms of spin relaxation, which is essential to give the Gilbert damping. The message here is that the gauge-field method does work also for dissipative torques (α - and β -terms), if we are careful enough and faithful to the microscopic model. This method will be readily applicable to other type of spin-relaxation mechanisms such as the ones originating from various type of spin-orbit coupling.

Acknowledgment

We would like to express our deep gratitude to Gen Tatara for his invaluable and fruitful interaction throughout this work. We also would like to thank H. Fukuyama for his kind advice. This work is supported by a Grant-in-Aid for Scientific Research (No. 16540315) from the Japan Society for the Promotion of Science.

- 1) J.C. Slonczewski: J. Magn. Magn. Mater. **159** (1996) L1.
- 2) L. Berger: Phys. Rev. **B 54** (1996) 9353.
- 3) Y. Tserkovnyak *et al.*: Rev. Mod. Phys. **77** (2005) 1375.
- 4) L. Berger: J. Appl. Phys. **55** (1984) 1954; **71** (1992) 2721.
- 5) A. Yamaguchi *et al.*: Phys. Rev. Lett. **92** (2004) 077205.

- 6) M. Yamanouchi *et al.*: Nature **428** (2004) 539; Phys. Rev. Lett. **96** (2006) 096601.
- 7) E. Saitoh *et al.*: Nature **432** (2004) 203.
- 8) M. Kläui *et al.*: Phys. Rev. Lett. **94** (2005) 106601; **95** (2005) 026601.
- 9) M. Hayashi *et al.*: Phys. Rev. Lett. **96** (2006) 197207; **97** (2006) 207205; Nature Physics **3** (2007) 21.
- 10) L. Thomas *et al.*, Nature **443** (2006) 197.
- 11) G. Tatara and H. Kohno: Phys. Rev. Lett. **92** (2004) 086601; **96** (2006) 189702.
- 12) S. Zhang and Z. Li: Phys. Rev. Lett. **93** (2004) 127204.
- 13) A. Thiaville *et al.*: Europhys. Lett. **69** (2005) 990.
- 14) S.E. Barnes and S. Maekawa: Phys. Rev. Lett. **95** (2005) 107204. S.E. Barnes: Phys. Rev. Lett. **96** (2006) 189701.
- 15) G. Tatara *et al.*: J. Phys. Soc. Jpn. **75** (2006) 064708.
- 16) J. Shibata *et al.*: Phys. Rev. **B 73** (2006) 020403.
- 17) T. Ishida, T. Kimura, Y. Otani: Phys. Rev. **B 74** (2006) 014424.
- 18) S. Kasai *et al.*: Phys. Rev. Lett. **97** (2006) 107204.
- 19) K. Yamada *et al.*: Nature Materials **6** (2007),
- 20) We define \mathbf{n} to be a unit vector in the direction of spin, which is opposite to the direction of magnetization.
- 21) Ya. B. Bazaliy, B. A. Jones and S.-C. Zhang: Phys. Rev. **B 57** (1998) R3213.
- 22) J.-Ph. Ansermet: IEEE Trans. Magn. **40** (2004) 358.
- 23) J. Fernández-Rossier *et al.*: Phys. Rev. **B 69** (2004) 174412.
- 24) J. Shibata, G. Tatara and H. Kohno: Phys. Rev. Lett. **94** (2005) 076601.
- 25) J. Xiao, A. Zangwill and M. D. Stiles: Phys. Rev. **B73** (2006) 054428.
- 26) Y. Tserkovnyak *et al.*: Phys. Rev. **B74** (2006) 144405.
- 27) H. Kohno, G. Tatara and J. Shibata: J. Phys. Soc. Jpn. **75** (2006) 113706. Referred to as I in the text.
- 28) F. Piéchon and A. Thiaville: cond-mat/0611320.
- 29) R.A. Duine *et al.*: cond-mat/0703414.
- 30) This term renormalizes the magnitude of spin from the localized component (S) to $S_{\text{tot}} = S + \delta S$, where δS is the contribution from s electrons. One can eliminate this (fourth) term by multiplying a factor S/S_{tot} to all terms in eq.(2).
- 31) Please note that, in most literature,^{12, 25, 29, 35} the β -term is regarded as non-adiabatic. In this letter, we take a different view that ‘‘adiabatic following’’ is a consequence of the adiabatic ‘‘theorem’’, and not the definition of adiabaticity. We are grateful to Y. Tserkovnyak for sharing this viewpoint.
- 32) There is also a non-adiabatic torque, $\boldsymbol{\tau}_{\text{na}}$, due to electron reflection, which is spatially nonlocal and oscillating. We do not study this torque in this letter; please refer to refs.^{25, 33, 34}
- 33) X. Waintal and M. Viret: Europhys. Lett. **65** (2004) 427.
- 34) G. Tatara *et al.*: cond-mat/0612275.
- 35) M. D. Stiles *et al.*: cond-mat/0702020.
- 36) Y. Tserkovnyak, G.A. Fiete and B.I. Halperin: Appl. Phys. Lett. **84** (2004) 5234.
- 37) A. Sakuma: cond-mat/0602075.
- 38) H.J. Skadsem *et al.*: cond-mat/0611588.
- 39) V. Korenman, J. L. Murray and R. E. Prange: Phys. Rev. **B16** (1977) 4032.
- 40) G. Tatara and H. Fukuyama: Phys. Rev. Lett. **72** (1994) 722; **78** (1997) 3773; J. Phys. Soc. Jpn. **63** (1994) 2538.
- 41) We use the vector (bold italic) notation for the spin component. The space-time components are indicated by subscripts such as μ, ν ($= 0, 1, 2, 3$) and i, j ($= 1, 2, 3$).
- 42) The subscript $\sigma = \uparrow, \downarrow$ corresponds, respectively, to $\sigma = +1, -1$ in the formula (and to $\bar{\sigma} = \downarrow, \uparrow$ or $-1, +1$), as in I.
- 43) Neglecting the time dependence of $\tilde{S}_i^\alpha(t)$ in the calculation of the coefficients of \mathbf{A}_0^\perp will be legitimate for adiabatic torques, since \mathbf{A}_0^\perp already contains a time derivative.
- 44) R. Kubo: J. Phys. Soc. Jpn. **12** (1957) 570.
- 45) To avoid complexity of the notation, and to focus on the essence of the story on Gilbert damping, we have dropped the spatial coordinates in the definition of $\chi_{\alpha\beta\gamma}$; $\bar{\sigma}^\beta$ and $\bar{\sigma}^\gamma$ are evaluated at the impurity position \mathbf{R}_j , which is to be averaged over, whereas $\bar{\sigma}_\perp^\alpha$ is at the same point \mathbf{r} as \mathbf{t}_{el} is evaluated at.
- 46) Putting $\mathbf{v}_s = -(a^3/2eS)\mathbf{j}_s$ reproduces eq.(2).
- 47) This choice ensures the rotational symmetry of \mathbf{n} and \mathbf{t}_{el} .