

# Dynamics and rheology of a dilute suspension of vesicles: higher order theory

Gerrit Danker, Thierry Biben\*, Thomas Podgorski, Claude Verdier and Chaouqi Misbah

*Laboratoire de Spectrométrie Physique, UMR, 140 avenue de la physique,  
Université Joseph Fourier, and CNRS, 38402 Saint Martin d'Hères, France*

*\* Present address: Université de Lyon, Laboratoire PMCN,*

*Université Claude Bernard-Lyon I et CNRS, 43 bvd du 11 novembre 1918, 69622 Villeurbanne, France\**

(Dated: September 9, 2018)

Vesicles under shear flow exhibit various dynamics: tank-treading ( $tt$ ), tumbling ( $tb$ ) and vacillating-breathing ( $vb$ ). A consistent higher order theory reveals a direct bifurcation from  $tt$  to  $tb$  if  $C_a \equiv \tau\dot{\gamma}$  is small enough ( $\tau$ = vesicle relaxation time towards equilibrium shape,  $\dot{\gamma}$ =shear rate). At larger  $C_a$  the  $tb$  is preceded by the  $vb$  mode. For  $C_a \gg 1$  we recover the leading order original calculation, where the  $vb$  mode coexists with  $tb$ . The consistent calculation reveals several quantitative discrepancies with recent works, and points to new features. We analyse rheology and find that the effective viscosity exhibits a minimum at  $tt - tb$  and  $tt - vb$  bifurcation points.

PACS numbers: 87.16.Dg 83.80.Lz 87.19.Tt

Keywords:

Vesicles are closed membranes suspended in an aqueous medium. They constitute an interesting starting model for the study of dynamics of real cells, such as red blood cells. The study of their rheology should capture some essential features of blood rheology.

Under a linear shear flow, a vesicle (where the membrane is in its fluid state) is known to exhibit a tank-treading ( $tt$ ) motion, while its long axis makes an angle,  $\psi < \pi/4$ , with the flow direction[1, 2]. In the presence of a viscosity contrast  $\lambda = \eta_{in}/\eta_o$  ( $\eta_{in}$  and  $\eta_o$  are the internal and external viscosities, respectively),  $\psi$  decreases until it vanishes at a critical value of  $\lambda = \lambda_c$ . For a small enough  $C_a \equiv \tau\dot{\gamma}$  ( $\tau$  is the relaxation time towards the equilibrium shape in the absence of an imposed flow,  $\dot{\gamma}$ =shear rate) the  $tt$  exhibits a saddle-node bifurcation towards tumbling ( $tb$ )[3].

Recently, a new type of motion has been predicted[4], namely a vacillating breathing ( $vb$ ) mode: the vesicle's long axis undergoes an oscillation (or vacillation) around the flow direction, while the shape executes a breathing motion. Shortly after this theoretical prediction, an experimental report on this type of mode has been presented[5] (trembling denomination was used there) and in [6] a qualitatively similar motion called "transition motion" in the vicinity of the  $tt - tb$  transition has been observed. Nevertheless, a detailed experimental study of this  $vb$  mode would be interesting but has not been reported yet. Since then, works providing further understanding[7], or attempting[8, 9] to extend the original theory[4] to higher order deformation (with the aim to account for the experimental observation[5]) have been presented. Interesting features have emerged[8, 9] regarding the behavior of the  $vb$  mode as a function of  $C_a$  ( $C_a$  scales out in the leading theory[4]).

The first aim of this communication is to present the

result of the consistent theory regarding the higher order calculation. We find significant differences with a recent work[8, 9] regarding the form of the evolution equation. This implies, in particular, that the location of the boundaries separating the various three regimes in parameters space is significantly affected.

A second important report is to investigate how the effective viscosity derived recently in[10] is affected by the higher order deformation. For a small enough  $C_a$  the effective viscosity of the suspension (as a function of  $\lambda$ ) still exhibits a cusp singularity at the  $tt - tb$  bifurcation[10], while the cusp becomes a smooth minimum when  $C_a$  is high enough, namely when the  $tt - vb$  bifurcation occurs.

The vesicle suspension is submitted to a linear shear flow  $\mathbf{V}_0 = (\dot{\gamma}y, 0, 0)$ . The fluid inside and outside the vesicle is described by the Stokes equations, with the following boundary conditions: (i) continuity of the (normal and tangential) velocity across the membrane, (ii) continuity of normal and tangential stress at the membrane, (iii) membrane incompressibility. The basic technical spirit can be found elsewhere[2, 4, 7, 11, 12]. Here, we merely focus on the results. Lengths are reduced by the vesicle radius  $r_0$  ( $r_0$  designates the radius of a sphere having the same volume). The shape of the vesicle can be written in the general case as an infinite series on the basis of spherical harmonics  $\mathcal{Y}_{nm}$

$$r = 1 + \epsilon \sum_{n=0}^{\infty} \sum_{m=-n}^n F_{nm}(t) \mathcal{Y}_{nm}(\theta, \phi) \quad (1)$$

where  $\epsilon$  is a small parameter expressing a small deviation from a sphere,  $\theta$  and  $\phi$  are the usual angles in spherical coordinates, and  $F_{nm}(t)$  is a time dependent amplitude (to be determined) of the corresponding spherical harmonic. We shall set  $\epsilon = \sqrt{\Delta}$ , where  $\Delta$  is the membrane excess area defined by  $A = 4\pi + \Delta$ ,  $A$  being the dimensionless area of the vesicle.

Using the expression of spherical harmonics in terms

---

\*chaouqi.misbah@ujf-grenoble.fr

of Cartesian coordinates,  $r_i$ , we have

$$\sum_{m=-2}^2 F_{2m}(t) \mathcal{Y}_{2m}(\theta, \phi) = \sum_{i,k=x,y,z} 3f_{ik}(t) r_i r_k, \quad (2)$$

$f_{ik}$  are linear combinations of  $F_{2m}$ . Since a shear flow induces a shape deformation from a sphere which involves only second order harmonics (i.e.  $n = 2$ ), only  $\mathcal{Y}_{2m}$  enters the calculation[2, 4].

In recent works[8, 9] interesting attempts to deal with the higher order deformation (the next step beyond the leading order theory[4]) have been made. However, these authors take into account only the higher order contribution in the Helfrich bending force. We find that there are other contributions (especially stemming from the corresponding hydrodynamics response) which are at least of the same order. This is the first goal of this communication. The next goal is to analyze the far-reaching consequences of the present theory. Finally we examine some rheological implications.

The method follows the same strategy as in[4], and the technical details will be reported elsewhere, while we focus here on the main results. The extension of the leading order calculation[4] to higher order yields, for the amplitudes of the shape functions  $f_{ij}$ , the following evolution equation (please compare with Eq.(3) in Ref.[10])

$$\begin{aligned} \epsilon \frac{\mathcal{D}f_{ij}}{\mathcal{D}t} &= \frac{20 e_{ij}}{23\lambda + 32} - \frac{24(Z_0 + 6\bar{\kappa})}{23\lambda + 32} f_{ij} \\ &+ \epsilon \left[ \frac{4800}{7} \frac{\lambda - 2}{(23\lambda + 32)^2} \mathcal{S}d[f_{ip}e_{pj}] \right. \\ &\left. + \frac{288(49\lambda + 136)Z_0 + (432\lambda + 1008)\bar{\kappa}}{(23\lambda + 32)^2} \mathcal{S}d[f_{ip}f_{pj}] \right], \end{aligned} \quad (3)$$

where  $e_{ij} = [\partial_i v_j + \partial_j v_i]/2$  and  $\mathcal{S}d[b_{ij}] = \frac{1}{2}[b_{ij} + b_{ji} - \frac{2}{3}\delta_{ij}b_{ll}]$ .  $Z_0(t)$  is the isotropic component of the membrane tension and is determined by the condition of constant surface excess area. This constraint provides a relation between the  $f'_{ij}$ s which expresses the fact that the shape evolution equations comply with the available excess area. Making use of (3) fixes then  $Z_0$  in terms of  $f_{ij}$  (and other parameters, like  $\Delta$ ,  $C_a$ ). This relation is lengthy and will be listed in an extended paper.  $\bar{\kappa} = \kappa\sqrt{\Delta}$ , where  $\kappa$  is the membrane rigidity. Note that even though  $\sqrt{\Delta}$  has served formally to make an expansion of the full equations, it turns out that the amplitudes are small enough so that even for  $\Delta \simeq 1$  the perturbative scheme makes a sense. Our understanding of this fact is that  $\Delta = 1$  corresponds to only 8% of relative excess area.

The quantity  $\mathcal{D}/\mathcal{D}t$  entering Eq. (3) is the Jaumann (or corotational) derivative defined as

$$\frac{\mathcal{D}\mathbf{M}}{\mathcal{D}t} = \frac{D\mathbf{M}}{Dt} + \frac{1}{2}[\omega\mathbf{M} - \mathbf{M}\omega] \quad (4)$$

where  $\mathbf{M}$  is any second order tensor,  $D/Dt$  is the usual material derivative, and  $\omega = (\nabla\mathbf{v} - \nabla\mathbf{v}^T)/2$  is the vorticity tensor. A fully consistent calculation induces highly nonlinear terms.

Let us first discuss the evolution equation (3) and compare it to recent studies[4, 8, 9]. For that purpose, it is convenient to use another set of variables, namely the orientation angle  $\psi$  of the vesicle in the plane of the shear and the shape amplitude  $R$  by setting  $F_{22} = Re^{-2i\psi}$  [4]. We may alternatively, instead of  $R$ , use the definition  $R/2\sqrt{\Delta} = \cos(\Theta)$ , as in [8]. We expand the full equation in powers of  $f_{ij}$  and retain terms up to the higher (fifth) order in a consistent manner. We then perform a straightforward conversion of variables in terms of  $\psi$  and  $\Theta$ . We find for  $\Theta$  and  $\psi$  the following equations:

$$\begin{aligned} T\partial_t\Theta &= -S \sin\Theta \sin 2\Phi + \cos 3\Theta + \epsilon \Lambda_1 S \sin 2\Phi \times \\ &\times (\cos 4\Theta + \cos 2\Theta) + \epsilon \Lambda_2 S \sin 2\Phi \cos 2\Theta + \dots \end{aligned} \quad (5)$$

$$T\partial_t\psi = \frac{S}{2} \left\{ \frac{\cos 2\psi}{\cos \Theta} [1 + \epsilon \Lambda_2 \sin \Theta] - \Lambda \right\} + \dots, \quad (6)$$

where we define, as in [8],

$$S = \frac{14\pi}{3\sqrt{3}} \frac{\dot{\gamma}\eta_0 r_0^3}{\kappa} \epsilon^{-2}, \quad (7)$$

$$\Lambda = \frac{23\lambda + 32}{240} \sqrt{\frac{30}{\pi}} \epsilon, \quad (8)$$

$$T = \frac{7}{72} \sqrt{\frac{\pi}{10}} \frac{23\lambda + 32}{\kappa} \eta_0 r_0^3 \epsilon^{-1} \quad (9)$$

and  $\Lambda_1 = \frac{1}{28} \sqrt{\frac{10}{\pi}} \frac{49\lambda + 136}{23\lambda + 32}$ ,  $\Lambda_2 = 10/7 \sqrt{10/\pi} (\lambda - 2)/(23\lambda + 32)$ . The first term on the right hand side of Eq. (5) corresponds to the leading order theory presented in [4]. where .... stands for other terms of the series. The first term on the right hand side of Eq. (5) corresponds to the leading order theory presented in [4]. The first and second term correspond to the situation treated in [8] where only the higher order contribution in the membrane bending force is included[8, 9]. Taking the corresponding hydrodynamical response to the same order into account (as done here) induce significant changes. A new term, for example, is the third term on the right hand side of Eq. (5) (proportional to  $\Lambda_1$ ). This term is at least of the same order as  $\cos 3\Theta$ . Indeed, the term proportional to  $\Lambda_1 S$  is of the order of  $\Lambda_1 C_a/\epsilon$ . If one has in mind a formal spirit (or a mathematical spirit, in that  $C_a$  is taken of order unity), then  $\epsilon$  should be regarded as small. In that case the neglected terms are of order  $1/\epsilon$ , and are much higher than the retained term in the Helfrich energy, namely  $\cos 3\Theta$  (which is of order one). As a natural consequence of this, the so-called similarity equations (put forward in[8], in that the evolution equations contain only 2 independent parameters,  $S$  and  $\Lambda$ ; while  $T$  can be absorbed in a redefinition of time) does not hold. Indeed, we have three parameters, which are  $C_a$ ,  $\lambda$  and  $\Delta$ , the excess area (or equivalently  $\epsilon$ ).

We present now the main outcome following from the study of Eq.(3). We first analyse the  $tt$  regime. Figure 1 presents the orientation angle as a function of  $\lambda$  and compare the results with previous studies. Instead of a square root singularity found for the leading order theory

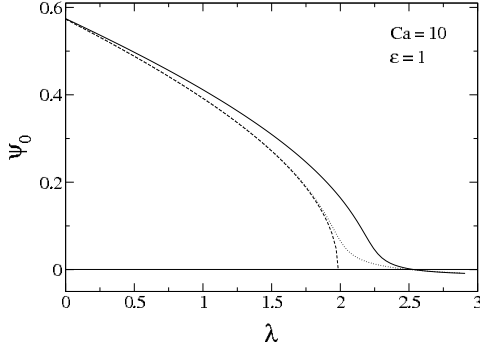


FIG. 1: The angle  $\psi_0$  in the  $tt$  regime. Dashed line: the leading order theory[4], dotted line: the theory of Ref.[8], the full line: the present theory.

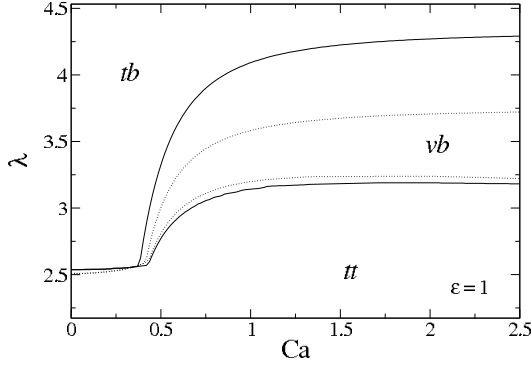


FIG. 2: The dotted line: theory in Ref.[8], the full line: the present theory. The same order of discrepancy is found with Ref.[9].

(and in the Keller-Skalak regime[13]), the angle crosses zero quasi-linearly. A point which is worth of mention is that the  $tt$  angle becomes negative before the solution ceases to exist (signature of the  $tb$  regime). Before the solution ceases to exist the  $vb$  mode takes place, as discussed below.

In [4] it was predicted that in the tumbling regime a  $vb$  mode should take place. This was found to occur as an oscillator (like in a conservative system), since the frequency of oscillation about the fixed point  $\psi = 0$  was found to be purely imaginary. By including higher order terms the frequency acquires a non zero real part[8], and the  $vb$  mode becomes a limit cycle (in that all initial conditions in its domain of existence tend towards a closed trajectory in phase space,  $(\psi, \alpha)$ ). As expected from the original theory[4] the  $vb$  mode still occurs in the vicinity of the tumbling threshold. This happens provided that the shape dynamics evolve with time (breathing of the shape).  $C_a$  is a direct measure for the comparison between the shape evolution time scale and the shearing time. The original theory[4] corresponds formally to  $C_a = \infty$ , as can be seen from Eq.(5) and the definition of  $T$  and  $S$ . Including higher order terms leads to the appearance of  $C_a$  in the equation. In what follows, the definition of  $\tau = \eta_o \dot{\gamma} r_0^3 / \bar{\kappa}$  is adopted.

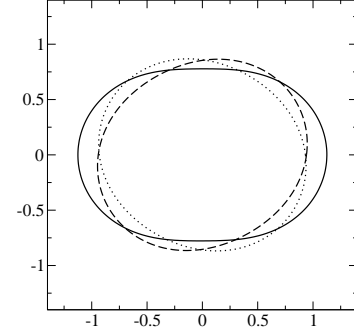


FIG. 3: A snapshot of the  $vb$  mode. Solid line:  $\psi = 0$ . Dotted line:  $\psi \simeq -0.5$ . Dashed line  $\psi \simeq 0.5$

In Fig.2 we report on the phase diagram and compare it to previous theories[4, 8]. For small  $C_a$  we find a direct (saddle-node) bifurcation from  $tt$  to  $tb$ , in agreement with Ref.[3]. At  $C_a \rightarrow \infty$  we recover the results of Ref.[4] (in that the  $vb$  mode coexists with  $tb$  and whether one prevails over the other depends on initial conditions; this is not shown on the figure 2). At intermediate values of  $C_a$  we find a belt of  $vb$  preceding the  $tb$  bifurcation, in qualitative agreement with [8, 9]. The higher order calculation provided here shows significant differences with [8, 9], as shown Fig.2. The results presented in [8, 9] may be viewed as semi-qualitative given the disregard of other terms of the same order. Actually, a simplistic phenomenological model captures the main essential qualitative features of Fig.2[14].

Figure 3 shows a snapshot of the  $vb$  mode. Note that a pure swinging (a terminology usually used for oscillation of rigid objects, and adopted in [9]) would be impossible within the Stokes limit, since this is forbidden by the symmetry of the Stokes equation upon time reversal. The breathing is a necessary condition for the present mode. In the upper half plane (i.e. when  $\psi > 0$ ) the shape in the  $vb$  regime (dotted line in the Figure) is different from the one in the lower plane (full line, rounded shape). This asymmetry makes this dynamics possible owing to the fact that the two shapes (i.e. for  $\psi > 0$  and  $\psi < 0$ ) can not be deduced from each other by a simple mirror symmetry (albeit this is not easy by necked eyes at first look of the figure) with respect to the horizontal axis.

The basic understanding of the  $vb$  mode is as follows. First we recall that a shear flow is a sum of a straining part along  $\pm\pi/4$  (which elongates the vesicle for  $\psi > 0$  and compresses it for  $\psi < 0$ ; see Figure 3) and a rotational part, tending to make a clockwise  $tb$ . Due to the membrane fluidity the torque associated with the shear is partially transferred to  $tt$  of the membrane, so that (due to torque balance) the equilibrium angle for  $tt$  is  $0 < \psi_0 < \pi/4$ . Further, an elongated vesicle tumbles more easily than a compressed one[3]. Suppose we are in the  $tt$  regime ( $\psi_0 > 0$ ), but in the vicinity of  $tb$ , so  $\psi_0 \simeq 0$ . For small  $C_a$  the vesicle's response is fast as compared to shear, so that its shape is adiabatically slaved to shear (a quasi shape-preserving dynamics): a direct bifurcation

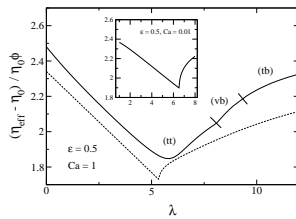


FIG. 4: The dashed line in the outer graph corresponds to the leading order theory where a cusp singularity is observed for any  $C_a$ .  $\phi$  is the label of the vertical axis is the suspension volume fraction.

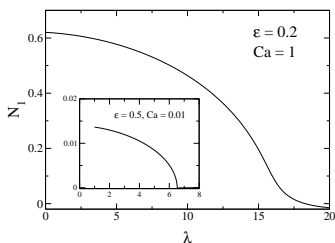


FIG. 5: The first normal stress difference as a function of  $\lambda$  for two values of  $C_a$ .

from  $tt$  to  $tb$  occurs[3]. When  $C_a \simeq 1$ , the shape does not anymore follow adiabatically the shear. When tumbling starts to occur  $\psi$  becomes slightly negative. There the flow compresses the vesicle. Due to this, the applied torque is less efficient. The vesicle feels, so to speak, that its actual elongation corresponds to the  $tt$  regime and not to  $tb$ . The vesicle returns back to its  $tt$  position, where  $\psi > 0$ , and it feels now an elongation (which manifests itself on a time scale of the order of  $1/\dot{\gamma}$ ). Due to elonga-

tion in this position, tumbling becomes again favorable, and the vesicle returns to  $\psi < 0$ , and so on. We may say that the vesicle *hesitates* or *vacillates* between  $tb$  and  $tt$ . The compromise is the  $vb$  mode.

Recently a link between the different modes and rheology has been presented[10]. It is thus natural to ask how would higher order terms modify the reported picture. Eq. (3) constitutes a basis for the derivation of the constitutive law, as in [10]. A full study of the derivation of the constitutive law will be presented in a future work. Here we focus on the effective viscosity as a function of  $\lambda$ . In the  $tb$  and  $vb$  regimes we make an average of the effective viscosity over a period of oscillation. The results are reported on Fig.4

We see that at small enough  $C_a$ , the cusp singularity (inset of Fig.4)[10] persists as in the leading order theory, while at larger  $C_a$  the cusp is smeared out by the fact that the transition towards the  $vb$  mode does not show a singularity as does a saddle-node bifurcation. The same reasoning holds for the behavior of  $N_1$  (Fig.5), the normal stress difference. For low  $C_a$  we recover the calculation in Ref.[10] (that  $N_1$  exhibits a square root singularity, while at larger  $C_a$  the behavior is smoother.

We have checked that for high enough  $C_a \simeq 100$  (a quite accessible value in the experiments[6]) the full evolution equation produces a coexistence of the  $vb$  and  $tb$  solution, as predicted by the leading order theory (which is expected to be recovered formally at high enough  $C_a$ ). We have checked that depending on initial conditions one mode prevails over the other (as described in[4]).

Finally, a systematic solution of Eq.(3) reveals new intriguing fixed points of the dynamics that do not correspond to those reported on so far, and they constitute presently an important line of inquiry. We hope to report along these lines in the future.

C.V. and G.D. gratefully acknowledges support by the European Commission Marie Curie Research Training Network MRTN-CT-2004-503661. C.M. and T.P. are grateful to CNES (Centre National d'Etudes Spatiales) and CNRS (ACI "mathématiques de la cellule et du myocarde") for a financial support.

- 
- [1] M. Kraus, W. Wintz, U. Seifert, and R. Lipowsky, Phys. Rev. Lett. **77**, 3685 (1996).
  - [2] U. Seifert, Eur. Phys. J. B. **8**, 405 (1999).
  - [3] T. Biben, C. Misbah, Phys. Rev. E **67**, 031908 (2003); J. Beaucourt, F. Rioual, T. Son, T. Biben and C. Misbah, Phys. Rev. E **69**, 011906 (2004).
  - [4] C. Misbah, Phys. Rev. Lett. **96**, 028104 (2006).
  - [5] V. Kantsler and V. Steinberg, Phys. Rev. Lett. **96**, 036001 (2006).
  - [6] M. Mader, V. Vitkova, M. Abkarian, A. Viallat, T. Podgorski, Eur. Phys. J. E. **19**, 389 (2006).
  - [7] P. M. Vlahovska and R. S. Gracia, Phys. Rev. E **75**, 016313 (2007).
  - [8] V. V. Lebedev, K. S. Turitsyn, and S. S. Vergeles, arXiv:cond-mat/0702650v1 (2007).
  - [9] H. Noguchi and G. Gompper, arXiv:cond-mat/0611382 v1 (2006).
  - [10] G. Danker and C. Misbah, Phys. Rev. Lett. **98**, 088104 (2007).
  - [11] G. Cox, J. Fluid Mech. **37**, 601 (1969).
  - [12] N.A. Frankel and A. Acrivos J. Fluid Mech. **44** 65 (1970).
  - [13] S. R. Keller and R. Skallak, J. Fluid Mech. **120**, 27 (1982).
  - [14] T. Podgorski (unpublished).