

Fluctuation theorem for counting-statistics in electron transport through quantum junctions

Massimiliano Esposito,* Upendra Harbola, and Shaul Mukamel
Department of Chemistry, University of California, Irvine, California 92697, USA.

(Dated: October 19, 2018)

We demonstrate that the probability distribution of the net number of electrons passing through a quantum system in a junction obeys a steady-state fluctuation theorem (FT) which can be tested experimentally by the full counting statistics (FCS) of electrons crossing the lead-system interface. The FCS is calculated using a many-body quantum master equation (QME) combined with a Liouville space generating function (GF) formalism. For a model of two coupled quantum dots, we show that the FT becomes valid for long binning times and provide an estimate for the finite-time deviations. We also demonstrate that the Mandel (or Fano) parameter associated with the incoming or outgoing electron transfers show subpoissonian (antibunching) statistics.

PACS numbers:

I. INTRODUCTION

Various far-from-equilibrium relations, such as the Jarzynski relation [1, 2, 3] or the fluctuation theorem (FT) [4, 5, 6, 7, 8, 9, 10], obtained for classical systems during the past decade, provide new insights into the emergence of irreversible processes in physical systems [11, 12]. These relations follow from the observation that the ratio of the probability of a system forward and time-reversed trajectory is given by the exponential of a quantity, the trajectory entropy production, which when ensemble averaged, gives the entropy production in the system. These relations therefore quantify the probabilities of observing "non-thermodynamic" trajectories with decreased trajectory entropy production. These probabilities are infinitesimally small in the macroscopic world but are non-negligible in microscopic systems. However, the ensemble averaged dynamics always satisfies the second law (entropy production always grows). With the recent progress in nano and mesoscopic sciences, these probabilities can now be measured [13, 14]. Because in the microscopic world quantum effects can be important, it is interesting to establish whether these fluctuation relations remain true in the quantum regime. This is still an open issue [15, 16, 17, 18, 19, 20, 21]. One of the major obstacles for a general formulation of a quantum FT is the lack of a clear concept of a measurable trajectory. It is therefore helpful to consider systems undergoing a well-defined measurement process. In the counting statistics of photons emitted by an atom or a molecule driven out of equilibrium by a laser field [22, 23, 24, 25, 26, 27, 28, 29, 30], a trajectory picture is provided by the history of the detected photons. However, the reverse trajectory (where the laser mode absorbs a photon from the molecule) is not easily measurable. Electron counting statistics provides on the other hand a clear trajectory picture given by the history of the electron transfers between the system and the leads, where the reverse trajectory (electron moving against the bias) is a measurable quantity. Electron counting statistics in nanosystems has attracted recent interest [31, 32, 33, 34, 35, 36, 37, 38, 39, 40, 41]. Individual electrons crossing quantum dots have been measured [42, 43, 44, 45]. Measuring the statistics of both forward and backward electron transfer events is essential to verify the FT and has recently been reported in Ref. [46]. Most studies have focused on the few lowest moments of the distribution. However, the FT is connected with the probabilities of large fluctuations which require the knowledge of the entire probability distribution.

In this paper, we use the many-electron QME derived in Ref. [47] and the generating operator (GO) formalism in Liouville space developed for photon counting statistics [22, 23, 24, 25, 26, 27, 28] to calculate the FCS of electrons in biased quantum junctions. Our central formal result is an equation of motion for the GO whose solution can provide the full electron transfer probability distribution. Neglecting electron-electron interactions, this GO can be factorized into products of single orbital GO, each leading to a statistics similar to the one of the single resonant-level system studied in Ref. [41]. By constructing the current GO from the full electron counting GO, we show that the probability distribution of the *net* number of electrons k entering the system from one of the system-lead interface

*Also at Center for Nonlinear Phenomena and Complex Systems, Universite Libre de Bruxelles, Code Postal 231, Campus Plaine, B-1050 Brussels, Belgium.

[$k(t) = -\frac{1}{e} \int_0^t d\tau I(\tau)$, where $I(\tau)$ is the current and t the measurement time also called binning time], satisfies: $P_t(k)/P_t(-k) \xrightarrow{t \rightarrow \infty} \exp(\beta e V k)$, where eV is the difference between the left and right lead chemical potentials and $\beta = (k_b T)^{-1}$ the inverse temperature. The probability of observing a current in the direction favored by the bias voltage V is exponentially larger than that of measuring the reverse current. For a non-biased junction the two currents are equiprobable.

The QME presented in section II is used to calculate the FCS of electrons in section III. In section IV, we define the GO for the net number of electron transfer and show that the FT holds for long measurement times. In section V we derive closed expressions for the current and its power spectrum and for the Mandel parameter. In section VI, we calculate the probability distribution for the net number of electron transfer for a model of two-coupled quantum dots and analyze the finite-time deviations to the FT. We also study the behavior of the average current and Mandel parameter as a function of the bias and temperature. Conclusions are drawn in section VII.

II. THE QUANTUM MASTER EQUATION

The quantum junction is made of a system (e.g. quantum dot or single molecule) coupled to two leads. The system Hamiltonian reads $H_S = \sum_s \epsilon_s c_s^\dagger c_s$, where c_s^\dagger (c_s) is the Fermi creation (annihilation) operator for the s system orbital. The Hamiltonian of the left (right) lead is $H_L = \sum_l \epsilon_l c_l^\dagger c_l$ ($H_R = \sum_r \epsilon_r c_r^\dagger c_r$), where l (r) runs over all the left (right) lead orbitals. The entire junction Hamiltonian is $H = H_S + H_L + H_R + H_T$ where $H_T = \sum_{s\nu} [T_{s\nu} c_s^\dagger c_\nu + h.c.]$ is the system-leads coupling ($\nu = l, r$). In [47], we used second order perturbation theory in the lead-system interaction and projection operators in the number of electrons in the system to derive a QME describing the dynamics of the reduced system density matrix. The QME gives a Redfield equation [48] in Fock space which only contains coherences between states with the same number of electrons. When the relaxation induced by the leads is much slower than the Bohr frequencies of the system, the fast oscillations in the interaction picture can be averaged out. This approximation, known as the rotating wave approximation (RWA) in quantum optics, is often performed on the Redfield equation to guarantee that the final QME is of the Lindblad form [48, 49, 50, 51, 52]. Our QME finally reads

$$\dot{\rho}^n = -i[H_S, \rho^n] + \sum_s (v_{ss} c_s \rho^{n+1} c_s^\dagger + w_{ss} c_s^\dagger \rho^{n-1} c_s - v_{ss} c_s^\dagger c_s \rho^n - w_{ss} \rho^n c_s c_s^\dagger + h.c.) , \quad (1)$$

where ρ^n is the reduced density matrix of the system projected into the n electron part of the Fock space. The complete system density matrix is given by $\rho = \sum_n \rho^n$. When summed over n , Eq. (1) gives an equation for the total ρ which is of the Lindblad form [47]. v_{ss} 's and w_{ss} 's are related to lead correlation functions. Assuming a quasi-continuous spectra for the leads and neglecting the level shift contributions (which only modify the bare Bohr frequencies of the system), we have

$$v_{ss} \equiv \sum_y v_{ss}^{(y)} ; \quad w_{ss} \equiv \sum_y w_{ss}^{(y)} \quad (2)$$

where

$$\begin{aligned} v_{ss}^{(y)} &= \pi n_y(\epsilon_s) |T_s^{(y)}(\epsilon_s)|^2 (1 - f_y(\epsilon_s)) \\ w_{ss}^{(y)} &= \pi n_y(\epsilon_s) |T_s^{(y)}(\epsilon_s)|^2 f_y(\epsilon_s) . \end{aligned} \quad (3)$$

$n_y(\epsilon)$ is the density of state of the left or right lead ($y = L, R$) at energy ϵ . $f_y(\epsilon) \equiv 1/(\exp[\beta(\epsilon - \mu_y)] + 1)$ denotes the Fermi distribution of the y lead and μ_y is its chemical potentials. We assume $\mu_R = \mu_0$ and $\mu_L = \mu_0 + eV$, where V is the bias [see Fig.1]. $w_{ss}^{(y)}$ is the electron transfer rate from lead y to the s orbital and $v_{ss}^{(y)}$ is the rate for the reverse process. These obey the relation

$$v_{ss}^{(y)} = e^{\beta(\epsilon_s - \mu_y)} w_{ss}^{(y)} , \quad (4)$$

so that

$$\frac{v_{ss}^{(R)} w_{ss}^{(L)}}{v_{ss}^{(L)} w_{ss}^{(R)}} = e^{\beta e V} . \quad (5)$$

III. GENERATING-FUNCTION FOR ELECTRON-COUNTING STATISTICS

We consider a system with M orbitals and n spinless electrons, so that $n = 0, 1, \dots, M$. The number of n -electron many-body states (hereafter denoted states) is given by $C_n^M = \frac{M!}{(M-n)!n!}$. The total number of Fock space states is $N_{\text{tot}} = \sum_{n=0}^M C_n^M = 2^M$. As a result of the weak lead-system coupling and infinite leads assumption, the Fock space coherences (FSC) between many-body states with different n are neglected and the number of elements of the full many-body density matrix reduces from $N_{\text{tot}}^2 = 4^M$ to $N_{\text{red}}^2 = \sum_{n=0}^M (C_n^M)^2$. The space of the density matrices where FSC have been eliminated constitute our reduced Liouville space. By expanding the QME (1) in the eigenbasis of the system, the population dynamics obeys a birth and death master equation which is decoupled from the coherence dynamics. Electron-transfer events are counted by identifying the terms in the QME which are responsible for the transitions between the populations. Their sequence constitutes a "trajectory".

We shall recast the QME (1) in our reduced Liouville space as

$$|\dot{\rho}\rangle\rangle = (\hat{\mathcal{L}} + \hat{\gamma} + \hat{\Gamma})|\rho\rangle\rangle \equiv \hat{\mathcal{M}}|\rho\rangle\rangle . \quad (6)$$

$\hat{\mathcal{M}}$ is the generator of the QME. $\hat{\mathcal{L}}$ describes the isolated system dynamics

$$\hat{\mathcal{L}} = -i \sum_s \epsilon_s [c_s^\dagger c_s, \cdot] . \quad (7)$$

We denote the four possible processes depicted in Fig. 1 by $\eta = 1, 2, 3, 4$. $\eta = 1$ and $\eta = 3$ represent electron transfer from the system to the left and right lead whereas $\eta = 2$ and $\eta = 4$ represent the electron transfer from the left and right lead to the system. The orbital through which electron transfer occurs is denoted by s . $\hat{\Gamma}$ is responsible for electron transfers and is made of the non-diagonal terms of the generator which couple the populations

$$\hat{\Gamma} = \sum_\nu \hat{\Gamma}_\nu , \quad (8)$$

where $\nu = (\eta, s)$, $\sum_\nu = \sum_{\eta=1}^4 \sum_{s=1}^M$, and

$$\begin{aligned} \hat{\Gamma}_{(1,s)} &\equiv 2v_{ss}^{(L)} c_s \cdot c_s^\dagger ; & \hat{\Gamma}_{(2,s)} &\equiv 2w_{ss}^{(L)} c_s^\dagger \cdot c_s \\ \hat{\Gamma}_{(3,s)} &\equiv 2v_{ss}^{(R)} c_s \cdot c_s^\dagger ; & \hat{\Gamma}_{(4,s)} &\equiv 2w_{ss}^{(R)} c_s^\dagger \cdot c_s . \end{aligned} \quad (9)$$

$\hat{\gamma}$ describes the diagonal terms of the generator

$$\hat{\gamma} = \sum_\nu \hat{\gamma}_\nu . \quad (10)$$

In analogy to $\hat{\Gamma}$, we identify the various contributions to $\hat{\gamma}$ from the different active orbitals

$$\begin{aligned} \hat{\gamma}_{(1,s)} &\equiv -v_{ss}^{(L)} [c_s^\dagger c_s, \cdot]_+ ; & \hat{\gamma}_{(2,s)} &\equiv w_{ss}^{(L)} [c_s c_s^\dagger, \cdot]_+ \\ \hat{\gamma}_{(3,s)} &\equiv -v_{ss}^{(R)} [c_s^\dagger c_s, \cdot]_+ ; & \hat{\gamma}_{(4,s)} &\equiv w_{ss}^{(R)} [c_s c_s^\dagger, \cdot]_+ . \end{aligned} \quad (11)$$

We can now calculate the full electron counting statistics using the formalism developed for photon counting statistics [22, 23, 24, 25, 26, 27, 28, 29, 30]. Starting with a trajectory picture of the QME evolution in terms of electron transfer histories, we shall calculate the probabilities of these trajectories and their associated generating function (GF).

The system density matrix conditional to measuring \mathbf{k} electron transfers during an interval of time t is denoted $\rho^{(\mathbf{k})}(t)$. We use the compact notation defined in appendix A [see (A7)]. \mathbf{k} is a vector with components k_ν . The probability to measure \mathbf{k} electron transfers during a time interval t is obtained by tracing the conditional system density matrix

$$P(t, \mathbf{k}) = \langle\langle I | \rho^{(\mathbf{k})}(t) \rangle\rangle . \quad (12)$$

The trace of an Hilbert space operator A , $\text{Tr}A$, is denoted as a scalar product in Liouville space $\langle\langle I | A \rangle\rangle$, where I is the unity operator.

The generating function (GF) associated with this probability distribution is defined as

$$G(t, \boldsymbol{\lambda}) \equiv \sum_{\mathbf{k}} P(t, \mathbf{k}) e^{\boldsymbol{\lambda} \cdot \mathbf{k}}, \quad (13)$$

where $\boldsymbol{\lambda} \cdot \mathbf{k} = \sum_{\nu} \lambda_{\nu} k_{\nu}$. Similarly, we define the generating operator (GO) as

$$|G(t, \boldsymbol{\lambda})\rangle\rangle \equiv \sum_{\mathbf{k}} |\rho^{(\mathbf{k})}(t)\rangle\rangle e^{\boldsymbol{\lambda} \cdot \mathbf{k}}. \quad (14)$$

The GF is obtained by tracing the GO

$$G(t, \boldsymbol{\lambda}) = \langle\langle I | G(t, \boldsymbol{\lambda}) \rangle\rangle. \quad (15)$$

An evolution equation for the GO is derived in appendix A starting with the QME

$$|\dot{G}(t, \boldsymbol{\lambda})\rangle\rangle = \hat{W}(\boldsymbol{\lambda}) |G(t, \boldsymbol{\lambda})\rangle\rangle, \quad (16)$$

where

$$\hat{W}(\boldsymbol{\lambda}) = \hat{\mathcal{M}} + \sum_{\nu} (e^{\lambda_{\nu}} - 1) \hat{\Gamma}_{\nu} \quad (17)$$

is the generator of the GO evolution equation. Using the initial condition $|G(0; \boldsymbol{\lambda})\rangle\rangle = |\rho(0)\rangle\rangle$, the solution of (16), given in appendix B, provides the GF at all times

$$G(t, \boldsymbol{\lambda}) = \langle\langle I | e^{\hat{W}(\boldsymbol{\lambda})t} | \rho(0) \rangle\rangle. \quad (18)$$

The GF contains the entire information about the electron counting statistics. The probability distribution is obtained by inverting Eq. (13)

$$P(t, \mathbf{k}) = \int_0^{2\pi} d\boldsymbol{\lambda} G(t, i\boldsymbol{\lambda}) e^{-i\boldsymbol{\lambda} \cdot \mathbf{k}}. \quad (19)$$

Moments of the distribution are given by derivatives of the GF

$$\left. \frac{\partial^{n_1}}{\partial \lambda_{\nu_1}^{n_1}} \frac{\partial^{n_2}}{\partial \lambda_{\nu_2}^{n_2}} \cdots \frac{\partial^{n_N}}{\partial \lambda_{\nu_N}^{n_N}} G(t, \boldsymbol{\lambda}) \right|_{\boldsymbol{\lambda}=0} = \langle k_{\nu_1}^{n_1} k_{\nu_2}^{n_2} \cdots k_{\nu_N}^{n_N} \rangle_t. \quad (20)$$

We also define

$$S(\boldsymbol{\lambda}) \equiv - \lim_{t \rightarrow \infty} \frac{1}{t} \ln G(t, \boldsymbol{\lambda}). \quad (21)$$

This will be useful to calculate the statistical properties of steady-state currents.

IV. FLUCTUATION THEOREM FOR THE NET NUMBER OF ELECTRONS TRANSFERRED

We will now focus on the statistical properties of the charge currents across the junction. We adopt the standard convention that the direction of the charge current is opposite to the electron transfers [see Fig.(1)]. The number of electrons transferred via process η through orbital s during a time interval t is given by

$$k_{\nu}(t) = -\frac{1}{e} \int_0^t d\tau I_{\nu}(\tau), \quad (22)$$

where $I_{\nu}(\tau)$ is the corresponding charge current [$\nu = (\eta, s)$]. The net number of electron transfer events between the left (right) lead-system interface, through orbital s , during time t is

$$k_{(L,s)}(t) \equiv k_{(2,s)}(t) - k_{(1,s)}(t) = -\frac{1}{e} \int_0^t d\tau I_{(L,s)}(\tau) \quad , \quad k_{(R,s)}(t) \equiv k_{(3,s)}(t) - k_{(4,s)}(t) = -\frac{1}{e} \int_0^t d\tau I_{(R,s)}(\tau). \quad (23)$$

where the charge current at the left [right] lead-system interface passing through the s 'th system orbital is given by $I_{(L,s)}(t) \equiv I_{(2,s)}(t) - I_{(1,s)}(t)$ [$I_{(R,s)}(t) \equiv I_{(3,s)}(t) - I_{(4,s)}(t)$]. The GF associated with the left and right net number of electron transfer $G(t, \boldsymbol{\lambda}_L, \boldsymbol{\lambda}_R)$ is the GF of the FCS $G(t, \boldsymbol{\lambda})$ where $\lambda_{1,s} = -\lambda_{2,s} \equiv \lambda_{L,s}$ and $\lambda_{4,s} = -\lambda_{3,s} \equiv \lambda_{R,s}$. Defining the vectors $\boldsymbol{\lambda}_L$ ($\boldsymbol{\lambda}_R$) with components $\lambda_{L,s}$ ($\lambda_{R,s}$), we have

$$G(t, \boldsymbol{\lambda}_L, \boldsymbol{\lambda}_R) = \sum_{\boldsymbol{\lambda}_L, \boldsymbol{\lambda}_R} P(t, \mathbf{k}_L, \mathbf{k}_R) e^{-\boldsymbol{\lambda}_L \cdot \mathbf{k}_L} e^{-\boldsymbol{\lambda}_R \cdot \mathbf{k}_R}. \quad (24)$$

For clarity, we hereafter consider the left GF. The right one may be calculated similarly. The GF for the left net number of electron transfer $G(t, \boldsymbol{\lambda}_L)$ is defined from (24) by taking $\boldsymbol{\lambda}_R = 0$. Using Eq. (B9), we find that the generator $\mathcal{W}_s(\lambda_{(L,s)})$ of the evolution of the single orbital GF $G_s(t, \lambda_{(L,s)})$ for the net number of electron transfer, via the single orbital s , through the left lead-system interface is given by

$$G_s(t, \lambda_{(L,s)}) = c_+(0) e^{g_+(\lambda_{(L,s)})t} (g_{1;1}^+(\lambda_{(L,s)}) + g_{0;0}^+(\lambda_{(L,s)})) + c_-(0) e^{g_-(\lambda_{(L,s)})t} (g_{1;1}^-(\lambda_{(L,s)}) + g_{0;0}^-(\lambda_{(L,s)})), \quad (25)$$

where, using (B8) and (5), the eigenvalues of the generator are given by

$$g_{\pm}(\lambda_{(L,s)}) = -\left(\frac{v_{ss} + w_{ss}}{2}\right) \pm \sqrt{\left(\frac{v_{ss} + w_{ss}}{2}\right)^2 + v_{ss}^{(R)} w_{ss}^{(L)} [e^{-\beta eV} (e^{\lambda_{(L,s)}} - 1) + (e^{-\lambda_{(L,s)}} - 1)]}. \quad (26)$$

These possess the symmetry $g(\lambda_{(L,s)}) = g(\beta eV - \lambda_{(L,s)})$ so that, using $S_s(\lambda_{(L,s)}) \equiv -\lim_{t \rightarrow \infty} \frac{1}{t} \ln G_s(t, \lambda_{(L,s)})$ and (25),

$$S_s(\lambda_{(L,s)}) = S_s(\beta eV - \lambda_{(L,s)}). \quad (27)$$

In appendix B, we show that the many-body GF can be factorized into a product of single orbital GF [see (B10)]. The GF for the total current (irrespective of the carrying orbitals) by setting $\lambda_{(L,s)} = \lambda_L$ in $\boldsymbol{\lambda}_L$ can therefore be written

$$G(t, \lambda_L) = \sum_m^M e^{g_m(\lambda_L)t} \ll I | g_m(\lambda_L) \gg \ll \tilde{g}_m(\lambda_L) | \rho(0) \gg, \quad (28)$$

where $g_m(\lambda_L)$, $|g_m(\lambda_L)\gg$ and $\ll \tilde{g}_m(\lambda_L) |$ are respectively the many-body eigenvalues, the right and the left eigenvector of the generator. Since the many-body eigenvalues corresponding to populations are made of 2^M possible sums of single-body orbital eigenvalues (26), they also satisfy the symmetry $g(\lambda_L) = g(\beta eV - \lambda_L)$ so that, using (21),

$$S(\lambda_L) = S(\beta eV - \lambda_L). \quad (29)$$

An important point is that the eigenvalues of the generator associated with the right GF are the same as those of the left GF so that $S(\lambda_L) = S(\lambda_R)$. The eigenvectors will however be different and $G(t, \lambda_L) \neq G(t, \lambda_R)$. This means that, in general, the electron transfer statistics at the left and right interface of the junction can be different. However, the statistical properties which can be obtained from $S(\lambda)$ are the same on the two interface. We will see that these include for example the FT [which follows from (29)], the steady state average current [see (D2)], the current power spectrum at zero frequency [see (D5)] or the asymptotic value of the Mandel parameter [see (D8)]. Hereafter, we therefore omit the L, R labeling in the corresponding quantities.

In appendix C, we use the theory of large deviations to show that the symmetry (29) implies at long times

$$\frac{P(t, k)}{P(t, -k)} \xrightarrow{t \rightarrow \infty} e^{\beta eV k}. \quad (30)$$

This is the FT for the net number of electrons k crossing the junction at each system-lead interface. Using (27), we note that the FT also holds for the net number of charges which passed through each orbital $k_{(y,s)}$ ($y = L, R$). A similar result was pointed out in Ref. [53] for a single resonant level in the large Coulomb repulsion limit excluding double occupancy. The FT implies that measuring electron transfers in the direction favored by the bias is exponentially more probable than the reverse process. The argument of the exponential is proportional to the nonequilibrium constrains of the junction βeV so that at equilibrium ($V = 0$) the two probabilities are identical.

V. AVERAGE CURRENT, MANDEL PARAMETER AND POWER SPECTRUM

In appendix D, we show how currents, moments and cumulants can be obtained from the GF. Using these results and the expressions for the eigenvalue with the smallest absolute value of the GF generators (B8), we derive closed expressions for the steady state currents, their zero frequency power spectrum and the asymptotic value of the Mandel parameter.

Using (D2) and (B8), the four steady state average currents through orbital s are given by

$$\begin{aligned} \langle I_{(1,s)} \rangle_{\text{st}} &= -2ev_{ss}^{(L)} \frac{w_{ss}}{v_{ss} + w_{ss}} \quad , \quad \langle I_{(2,s)} \rangle_{\text{st}} = -2ew_{ss}^{(L)} \frac{v_{ss}}{v_{ss} + w_{ss}} \\ \langle I_{(3,s)} \rangle_{\text{st}} &= -2ev_{ss}^{(R)} \frac{w_{ss}}{v_{ss} + w_{ss}} \quad , \quad \langle I_{(4,s)} \rangle_{\text{st}} = -2ew_{ss}^{(R)} \frac{v_{ss}}{v_{ss} + w_{ss}} . \end{aligned} \quad (31)$$

The total current associated with the process η is obtained by summing over the orbitals $\langle I_\eta \rangle_{\text{st}} = \sum_s^M \langle I_{(\eta,s)} \rangle_{\text{st}}$. The Fano parameter $F_\nu(t)$ and the closely related Mandel parameter $M_\nu(t)$ of each of these processes $\nu = (\eta, s)$ are defined as

$$F_\nu(t) \equiv M_\nu(t) + 1 \equiv \frac{\langle k_\nu^2 \rangle_t - \langle k_\nu \rangle_t^2}{\langle k_\nu \rangle_t} . \quad (32)$$

The Mandel parameter vanishes for a Poisson process. $M < 0$ ($M > 0$) implies subpoissonian (superpoissonian) statistics. At steady state, using (D7), we find

$$M_\nu(\infty) = \frac{1}{e} \frac{\langle I_\nu \rangle_{\text{st}}}{v_{ss} + w_{ss}} . \quad (33)$$

Another quantity of interest is the zero frequency power spectrum of the current $A_{\nu\nu}$ associated with the processes ν [see Eq. (D5)]. $M_\nu(t)$ and $F_\nu(t)$ are easily related to it by $A_{\nu\nu} = e \langle I_\nu \rangle_{\text{st}} F_\nu(\infty)$. The zero frequency power spectrum for the total current associated with the process η is given by $A_\eta = \sum_s^M A_{\nu\nu}$. The Mandel or Fano parameters cannot be expressed as such an orbital sum. It is therefore convenient to calculate them from S_η and $\langle I_\eta \rangle_{\text{st}}$.

Similarly as for the η processes, we can use (26) to calculate the statistical properties of a given junction interface. Using (D2), the average steady state current via the s orbital reads

$$\langle I_s \rangle_{\text{st}} = \langle I_{(R,s)} \rangle_{\text{st}} = 2e \left(\frac{v_{ss}^{(L)} w_{ss}^{(R)} - v_{ss}^{(R)} w_{ss}^{(L)}}{v_{ss} + w_{ss}} \right) . \quad (34)$$

Using (D5), the corresponding zero frequency power spectrum of the current is given by

$$A_{ss} = \frac{\langle I_s \rangle_{\text{st}}^2}{v_{ss} + w_{ss}} - 2e^2 \left(\frac{v_{ss}^{(L)} w_{ss}^{(R)} + v_{ss}^{(R)} w_{ss}^{(L)}}{v_{ss} + w_{ss}} \right) , \quad (35)$$

and $A = \sum_s^M A_{ss}$.

VI. TWO COUPLED QUANTUM DOT MODEL

We have calculated the probability distribution of the net number of electron transfer at the left lead-system interface for a model of two coupled quantum dots a and b . Quantities in local basis will be denoted by a tilde. The Hamiltonian of the dots in the local basis reads

$$\tilde{H}_s = \begin{pmatrix} \epsilon_a & \Omega \\ \Omega & \epsilon_b \end{pmatrix} \quad (36)$$

In the orbital eigenbasis, H_s is a diagonal matrix with eigenvalues

$$\epsilon_{1,2} = \frac{\epsilon_a + \epsilon_b}{2} \pm \sqrt{\left(\frac{\epsilon_a - \epsilon_b}{2}\right)^2 + \Omega^2} \quad (37)$$

The orbitals are labeled by $s = 1, 2$. The two Hamiltonians are connected by a unitary transformation $H_s = U \tilde{H}_s U^\dagger$, and similarly $\alpha = U \tilde{\alpha} U^\dagger$ and $\beta = U \tilde{\beta} U^\dagger$. We define the couplings between the leads and the dots in the local basis

and transform them to the orbital eigenbasis using U [see Fig. 1]. Since the two orbitals can be either empty or singly occupied, the system has 4 many-body states $|00\rangle, |01\rangle, |10\rangle, |11\rangle$. The many-body density matrix in the full Liouville space is thus a vector with 16 elements (4 populations and 12 coherences). In our reduced Liouville space it is a vector with 6 elements (4 populations and 2 coherences between $|01\rangle$ and $|10\rangle$). The generator (17) for this model is given in appendix E.

We have solved the GO equation (16) for the total left current, trace the solution (28) to get the GF, and finally calculate the probability distribution using (19). We assume that the measurement starts when the junction is at steady state. The parameters used in the numerical simulation are given in the legend of Fig. 1.

In Fig. 2a, we display the probability distribution of the net number of electron k_L which have crossed the left lead-system interface for different measurement times and for a fixed temperature and bias. The logarithmic plot in Fig. 2b highlights the tails of the distribution. Positive (negative) k_L represent electrons which move in the direction favored (unfavored) by the bias. As the measurement time increases, the average of the probability distribution moves to the positive direction linearly in time at a speed given by the steady state current. As expected, the longer the measurement time, the smaller the probability of observing a current flowing against the bias. Since the FT applies in the long times limit, this shows that the FT quantifies the rare fluctuations described by the tails of the probability distribution.

Fig. 3a, shows the logarithm of $P(t, k_L)/P(t, -k_L)$ for different measurement times. The longer the time, the closer the results from the FT. The numerical results suggest that for finite times

$$\frac{P(t, k)}{P(t, -k)} \approx e^{(\beta eV - \alpha_t)k}, \quad (38)$$

where $\lim_{t \rightarrow \infty} \alpha_t = 0$. This form is not valid for very short measurement time, but seems to be a very good approximation for times after which the probability to measure at least a few electron transfers become significant.

To calculate α_t , we note that using (24), Eq. (38) implies that

$$G(t, \lambda_L) \approx G(t, \beta eV - \alpha_t - \lambda_L). \quad (39)$$

Since we do not consider very short times, (28) can be very well approximated by

$$\ln G(t, \lambda_L) \approx g_{m_0}(\lambda_L)t + B(\lambda_L), \quad (40)$$

where m_0 is the index of the eigenvalue with the smallest absolute value and

$$B(\lambda_L) \equiv \ln \left(\ll I | g_{m_0}(\lambda_L) \gg \ll \tilde{g}_{m_0}(\lambda_L) | \rho(0) \gg \right). \quad (41)$$

Since $G(t, 0) = G(t, \beta eV - \alpha_t) = 1$, we find that

$$g_{m_0}(\beta eV - \alpha_t)t \approx -B(\beta eV - \alpha_t). \quad (42)$$

If we consider long enough times for which $\alpha_t \ll \beta eV$ and $\alpha_t/t \approx 0$, using a first [zero] order expansion of $g_{m_0}(\beta eV - \alpha_t)$ [$B(\beta eV - \alpha_t)$] around βeV and using (D2), we get

$$\alpha_t \approx \frac{B(\beta eV)}{e \langle I_\eta \rangle_{st}} \frac{1}{t}. \quad (43)$$

The average current can be calculated using $\langle I \rangle_{st} = \sum_s^M \langle I_s \rangle_{st}$ and (34). Using $B(\lambda_L) = \sum_s^M B(\lambda_{(L,s)})$, where $B(\lambda_{(L,s)}) = \ln \left(\ll I | g_{-}(\lambda_{(L,s)}) \gg \ll \tilde{g}_{-}(\lambda_{(L,s)}) | \rho(0) \gg \right)$ and $\rho(0)$ correspond to steady state, we find that

$$B(\beta eV) = \sum_s^M \ln \frac{(v_{ss}^{(L)} + e^{-\beta eV} w_{ss}^{(L)}) (e^{\beta eV} w_{ss}^{(L)} (w_{ss}^{(L)} + w_{ss}^{(R)})^2 + v_{ss}^{(L)} (w_{ss}^{(L)} + e^{\beta eV} w_{ss}^{(R)})^2)}{(e^{\beta eV} v_{ss}^{(L)} w_{ss}^{(R)} + w_{ss}^{(L)} (v_{ss}^{(L)} + w_{ss}^{(L)} + w_{ss}^{(R)}))^2}. \quad (44)$$

Notice that since $\exp\{B(\lambda_{(L,s)})\} \geq 1$, then $\alpha_t \geq 0$ (the equality only holds when $\beta eV = 0$).

Figure 3b shows that our estimate for α_t is in excellent agreement with the values obtained by linearly fitting the results of Fig. 3a. It should be noted that the results presented on Fig. 2-3 correspond to small bias. For larger bias

the probability of the backward processes $P(-k)$ becomes very small which limits the numerical accuracy. However, the GF is still numerically accessible for high bias. Fig. 4 shows that the GF symmetry (39) on which our methods relies is not perfectly preserved for larger bias. It is therefore expected that the accuracy of our method decreases with increasing bias.

One can see on Fig. 2 that the probability distribution can be reasonably well fitted by a Gaussian. Deviations can be observed at very short times or for the tails of the distributions. The GF of a Gaussian probability distribution $P(t, k) = (2\pi\sigma_t^2)^{-1/2} \exp\{-(k - \langle k \rangle_t)^2 / (2\sigma_t^2)\}$ is given by $G(t, \lambda) = \exp\{\lambda^2\sigma_t^2/2 - \lambda\langle k \rangle_t\}$. The nonzero solution of $G(t, \lambda) = 1$ is $\lambda_0 = 2\langle k \rangle_t / \sigma_t^2 = 2/F(t)$, where $F(t)$ is the time dependent Fano parameter associated with the net number of charge transferred through an interface. The GF has the symmetry $G(t, \lambda) = G(t, \lambda_0 - \lambda)$. Using the results of section V to calculate $F(\infty)$, we find that for very long measurement times $\lambda_0 = \beta eV + \mathcal{O}(V^3)$. This indicates that it is only in the low bias limit that the Gaussian approximation can be trusted for describing the tails of the probability distribution which characterize the FT. This was confirmed by numerically studying the GF. We finally notice that our estimate of α_t is exact when the Gaussian approximation is satisfied, but can also be applied to non-Gaussian distributions as long as (38) or (39) remains a good assumption.

The average steady-state current associated with the net number of electrons crossing a given junction interface is plotted as a function of the bias in Fig. 5a. This typical current-voltage characteristic shows that the current increases by steps each time the bias is large enough to make a new orbital contribute to the current (when $eV = \epsilon_1 = 1.697$ or $eV = \epsilon_2 = 5.303$). The current associated with the process $\eta = 1$ and $\eta = 2$ is plotted on Fig. 5b and 5c. The current on Fig. 5a is given by the difference between Fig. 5c and Fig. 5b. Temperature, when increased, has the effect of smoothing these steps and reducing the current because thermal fluctuations tend to equalize the forward and backward currents. Ohm's law is recovered for $\beta(\epsilon_2 - \epsilon_1) < 1$. The zero frequency power spectrum associated to the total net current through a system interface is plotted as a function of the bias in Fig. 5d. The Mandel parameter associated with the $\eta = 1$ and $\eta = 2$ processes is plotted in Fig. 5e and 5f. We see that the deviations from Poisson statistics are always strong and tend to vanish only when the currents associated with $\eta = 1$ and $\eta = 2$ vanish. This indicates that the various type of electron transfer are highly correlated with each other. The Mandel parameter is always negative, indicating subpoissonian (antibunching) statistics. This has been experimentally observed in [46].

VII. DISCUSSION

Many different types of fluctuation theorems (FT) have been derived for stochastic dynamical systems. These differ by the mechanism used to drive the system out of equilibrium. In the first case [2, 3, 9], the system is closed and driven by a time-dependent force which makes the rate matrix of the birth and death master equation time dependent. When the driving stops, the system will eventually reach equilibrium because the rate matrix is detailed balanced [2]. In the second case [6, 8, 9, 20], the system is open and the the rate matrix is not detailed balanced. Even without driving, the system will eventually reach a nonequilibrium steady state. A third class of FT [56, 57, 58] considers the fluctuation of an entropy associated with the excess heat produced when a time dependent driving induces transitions between different nonequilibrium steady states. This paper focuses on the second case.

So far, we have assumed that the two leads of the junction have the same temperature but different chemical potentials $\mu_L = \mu_0 + \Delta\mu$ and $\mu_R = \mu_0$. One could wonder what happens to the FT if one considers different temperatures for the two leads $\beta_L = \beta_0 + \Delta\beta$ and $\beta_R = \beta_0$. In such case, the argument of the exponential on the r.h.s. of (5) becomes $x \equiv \beta_0\Delta\mu - \Delta\beta(\epsilon_s - \mu_0) + \Delta\beta\Delta\mu$. This implies for the orbital GF that the analogue of the symmetry (27) becomes $S_s(\lambda_{(y,s)}) = S_s(x - \lambda_{(y,s)})$. However, since x is different for each orbital (due to ϵ_s), the many body GF, which is given by the sum of the orbital GFs, does not possess the analogue of the symmetry (29). It is therefore only for a single orbital model that a FT $P(t, k)/P(t, -k) = \exp\{xk\}$ holds.

In summary, we have applied the quantum master equation derived in [47] for calculating the counting statistics of electrons tunneling through a quantum junction made of a system embedded between two leads. Using a generating function formalism, we derived an evolution equation for the generating operator which allows to calculate the time dependent probability distribution of electron transfer events. This equation can be solved analytically because the many-body generating operator is a product of single orbital generating operators. We then demonstrated that the net number of electrons crossing a given system-lead interface satisfies a FT at long times. This implies that measuring a net number of electron transfer in the direction favored by the bias is exponentially more probable than measuring it in the opposite direction. Since the argument in the exponential is the work needed to transfer the measured electrons through the junction, this fluctuation theorem can be viewed as a Crooks

relation [2, 3]. We furthermore described how the moments of the current distribution can be deduced from the electron counting statistics and gave analytical expressions for currents and power spectra. Numerically calculations of the probability distribution for the electron counts for a model of two coupled quantum dots demonstrated that the FT becomes valid for long measurement times. A method to calculate the finite-time deviations was proposed.

Several future extensions of this work are called for. The first one is to find if electron-electron interactions affect the FT. Another one is to investigate if the FT still holds in a system where the population dynamics couple to the coherence dynamics (e.g. a quantum junction externally driven by a laser). In analogy to the excess heat [57], one could also consider fluctuations of excess currents, produced during transition between steady-states.

Acknowledgment

The support of the National Science Foundation (Grant No. CHE-0446555) and NIRT (Grant No. EEC 0303389) is gratefully acknowledged. M. E. is partially supported by the FNRS Belgium (collaborateur scientifique).

APPENDIX A: TRAJECTORY PICTURE FOR THE QME DYNAMICS

Using the interaction representation, we can recast Eq. (6) as

$$|\dot{\rho}_I(t)\rangle\rangle = \hat{\Gamma}(t)|\rho_I(t)\rangle\rangle, \quad (\text{A1})$$

where

$$|\rho_I(t)\rangle\rangle \equiv \hat{\mathcal{U}}_0(0, t)|\rho(t)\rangle\rangle \quad (\text{A2})$$

and

$$\hat{\Gamma}(t) = \hat{\mathcal{U}}_0(0, t)\hat{\Gamma}\hat{\mathcal{U}}_0(t, 0), \quad (\text{A3})$$

where $\hat{\mathcal{U}}_0(0, t) \equiv \exp[-\hat{\mathcal{M}}_0 t]$. $\hat{\mathcal{M}}_0 = \hat{\mathcal{L}} + \hat{\gamma}$ describes the system dynamics in absence of electron transfer. The formal solution of (A1) reads

$$|\rho_I(t)\rangle\rangle = \exp_+ \left[\int_0^t d\tau \hat{\Gamma}(\tau) \right] |\rho_I(0)\rangle\rangle = \sum_{k=0}^{\infty} |\rho_I^{(k)}(t)\rangle\rangle, \quad (\text{A4})$$

where

$$|\rho_I^{(k)}(t)\rangle\rangle = \int_0^t d\tau_k \int_0^{\tau_k} d\tau_{k-1} \dots \int_0^{\tau_2} d\tau_1 \hat{\Gamma}(\tau_k) \hat{\Gamma}(\tau_{k-1}) \dots \hat{\Gamma}(\tau_1) |\rho_I(0)\rangle\rangle = \int_0^t d\tau \hat{\Gamma}(\tau) |\rho_I^{(k-1)}(\tau)\rangle\rangle. \quad (\text{A5})$$

Multiplying Eq. (A5) by $\hat{\mathcal{U}}_0(t, 0)$, we get

$$|\rho^{(k)}(t)\rangle\rangle = \int_0^t d\tau_k \int_0^{\tau_k} d\tau_{k-1} \dots \int_0^{\tau_2} d\tau_1 \hat{\mathcal{U}}_0(t, \tau_k) \hat{\Gamma} \hat{\mathcal{U}}_0(\tau_k, \tau_{k-1}) \hat{\Gamma} \dots \hat{\mathcal{U}}_0(\tau_2, \tau_1) \hat{\Gamma} \hat{\mathcal{U}}_0(\tau_1, 0) |\rho(0)\rangle\rangle. \quad (\text{A6})$$

This is the density matrix conditional to the transfer of k electrons between the system and the leads, irrespective of the type of transfer η or orbital s .

We shall denote the number of electron transfers of type η through the s orbital by k_ν where $\nu = (\eta, s)$. The number of electron transfers of type η disregarding the orbital is $k_\eta = \sum_{s=1}^M k_{(\eta, s)}$ and the number of electron transfer through the orbital s disregarding the type of transfer is $k_s = \sum_{\eta=1}^4 k_{(\eta, s)}$. We have that $k = \sum_\nu k_\nu$. We define

$$\begin{aligned} \mathbf{k} &= k_{(1,1)}, k_{(1,2)}, \dots, k_{(1,M)}, k_{(2,1)}, k_{(2,2)}, \dots, k_{(2,M)}, \dots, k_{(4,1)}, k_{(4,2)}, \dots, k_{(4,M)} \\ \mathbf{k}_s &= k_{(1,s)}, k_{(2,s)}, k_{(3,s)}, k_{(4,s)} \\ \mathbf{k}_\eta &= k_{(\eta,1)}, k_{(\eta,2)}, \dots, k_{(\eta,M)}. \end{aligned} \quad (\text{A7})$$

A trajectory $(\nu, t)_{(\tau)}$ records (from left to right) the sequence of electron transfer events during a time τ , by labeling them according to the type of transfer, the relevant orbital and the time at which a given transfer occurs $(\nu, t)_{(\tau)} = (\nu_1, t_1), (\nu_2, t_2), \dots, (\nu_k, t_k)$. A sequence $(\nu)_{(\tau)}$ is a trajectory where the transfer time is not recorded $(\nu)_{(\tau)} = \nu_1, \nu_2, \dots, \nu_k$.

We can now decompose $\rho_I(t)$ as

$$|\rho_I(t)\rangle\rangle = \sum_{\mathbf{k}} |\rho_I^{(\mathbf{k})}(t)\rangle\rangle, \quad (\text{A8})$$

where the sum is over all the component k_ν of \mathbf{k} and runs from zero to infinity. Using (12), the probability to measure \mathbf{k} electrons transferred to the leads at time t is given by

$$P(t, \mathbf{k}) = \langle\langle I | \hat{\mathcal{U}}_0(t, 0) | \rho_I^{(\mathbf{k})}(t) \rangle\rangle. \quad (\text{A9})$$

The master equation (6) preserves the trace so that the normalization condition $\sum_{\mathbf{k}} P(t, \mathbf{k}) = 1$ is satisfied.

We next define the elementary probability density of a given trajectory $(\nu, \tau)_{(t)}$ which contains k electron transfer events at time τ_1, \dots, τ_k during a time interval t as

$$\Pi[(\nu, \tau)_{(t)}] \equiv \langle\langle \text{Tr} | \hat{\mathcal{U}}_0(t, 0) \hat{\Gamma}_{\nu_k}(\tau_k) \hat{\Gamma}_{\nu_{k-1}}(\tau_{k-1}) \dots \hat{\Gamma}_{\nu_1}(\tau_1) | \rho_I(0) \rangle\rangle. \quad (\text{A10})$$

The probability of a sequence $(\nu)_{(t)}$ with k events is obtained by time integrating (A10)

$$\Pi[(\nu)_{(t)}] = \int_0^t d\tau_k \int_0^{\tau_k} d\tau_{k-1} \dots \int_0^{\tau_2} d\tau_1 \Pi[(\nu, \tau)_{(t)}]. \quad (\text{A11})$$

Using Eq. (A6), and since our equation conserves the trace, we see that $\sum_{(\nu)_{(t)}} \Pi[(\nu)_{(t)}] = 1$, where $\sum_{(\nu)_{(t)}}$ is the sum over all possible electron transfer sequences (without keeping track of transfer times). The trace of (A5) can now be written using (A10) and (A11) as

$$P(t, \mathbf{k}) = \sum_{(\nu)_{(t)} \in \mathbf{k}} \Pi[(\nu)_{(t)}], \quad (\text{A12})$$

where the summation is restricted to sequences such that the number of transfer events is \mathbf{k} .

Because a number \mathbf{k} of electrons at time t can be realized by the four types of electron transfer processes (Fig. 1) and via M different orbitals, we have

$$|\rho_I^{(\mathbf{k})}(t)\rangle\rangle = \sum_{\nu} \int_0^t d\tau \hat{\Gamma}_{\nu}(\tau) |\rho_I^{(\mathbf{k}-\mathbf{1}_{\nu})}(\tau)\rangle\rangle, \quad (\text{A13})$$

where $\mathbf{1}_{\nu} = 0, \dots, 0, 1, 0, \dots, 0$, where 1 is at the position ν in the sequence.

Using the interaction picture of the GO, we can rewrite (A13) as

$$|G_I(t, \boldsymbol{\lambda})\rangle\rangle = \int_0^t d\tau \left(\sum_{\nu} e^{\lambda_{\nu}} \hat{\Gamma}_{\nu}(\tau) \right) |G_I(\tau, \boldsymbol{\lambda})\rangle\rangle. \quad (\text{A14})$$

By taking the time derivative and going back to the Schrödinger picture, we get Eq. (16).

APPENDIX B: SOLUTION OF THE GF

The generator of (16) can be written as a sum of contributions of each orbital

$$\hat{\mathcal{W}}(\boldsymbol{\lambda}) = \sum_{s=1}^M \hat{\mathcal{W}}_s(\boldsymbol{\lambda}_s), \quad (\text{B1})$$

where

$$\hat{\mathcal{W}}_s(\boldsymbol{\lambda}_s) = \hat{\mathcal{L}}_s + \hat{\gamma}_s + \sum_{\eta=1}^4 e^{\lambda_{(\eta,s)}} \hat{\Gamma}_{(\eta,s)} \quad (\text{B2})$$

and $\hat{\mathcal{L}}_s \equiv -i\epsilon_s[c_s^\dagger c_s, \cdot]$. The GO can therefore be factorized as a tensor product of orbital GO

$$|G(t, \boldsymbol{\lambda})\rangle\rangle = \prod_{s=1}^M |G_s(t, \boldsymbol{\lambda}_s)\rangle\rangle \otimes, \quad (\text{B3})$$

which evolve independently according to

$$|\dot{G}_s(t, \boldsymbol{\lambda}_s)\rangle\rangle = \hat{\mathcal{W}}_s(\boldsymbol{\lambda}_s)|G_s(t, \boldsymbol{\lambda}_s)\rangle\rangle. \quad (\text{B4})$$

Projecting Eq. (B4) into the system eigenbasis and using the notation

$$\langle\langle n_1 \cdots n_M; n'_1 \cdots n'_M | G(t, \boldsymbol{\lambda}) \rangle\rangle = \prod_{s=1}^M \langle\langle n_s; n'_s | G_s(t, \boldsymbol{\lambda}_s) \rangle\rangle = \prod_{s=1}^M G_{n_s; n'_s}(t, \boldsymbol{\lambda}_s), \quad (\text{B5})$$

we get

$$\begin{pmatrix} \dot{G}_{1;1}(t, \boldsymbol{\lambda}_s) \\ \dot{G}_{0;0}(t, \boldsymbol{\lambda}_s) \\ \dot{G}_{1;0}(t, \boldsymbol{\lambda}_s) \\ \dot{G}_{0;1}(t, \boldsymbol{\lambda}_s) \end{pmatrix} = \hat{\mathcal{W}}(\boldsymbol{\lambda}_s) \begin{pmatrix} G_{1;1}(t, \boldsymbol{\lambda}_s) \\ G_{0;0}(t, \boldsymbol{\lambda}_s) \\ G_{1;0}(t, \boldsymbol{\lambda}_s) \\ G_{0;1}(t, \boldsymbol{\lambda}_s) \end{pmatrix}, \quad (\text{B6})$$

where

$$\hat{\mathcal{W}}(\boldsymbol{\lambda}_s) = 2 \begin{pmatrix} -v_{ss} & e^{\lambda(2,s)} w_{ss}^{(L)} + e^{\lambda(4,s)} w_{ss}^{(R)} & 0 & 0 \\ e^{\lambda(1,s)} v_{ss}^{(L)} + e^{\lambda(3,s)} v_{ss}^{(R)} & -w_{ss} & 0 & 0 \\ 0 & 0 & -i\epsilon_s - v_{ss} - w_{ss} & 0 \\ 0 & 0 & 0 & i\epsilon_s - v_{ss} - w_{ss} \end{pmatrix}. \quad (\text{B7})$$

Since we work in the reduced Liouville space (where FSC are neglected), only the coherences such that $\sum_{s=1}^M n_s = \sum_{s=1}^M n'_s$ are kept in (B5).

The two eigenvalues of the generator (B7) corresponding to the population dynamics are given by

$$g_{\pm}(\boldsymbol{\lambda}_s) = - \left(\frac{v_{ss} + w_{ss}}{2} \right) \pm \sqrt{\left(\frac{v_{ss} + w_{ss}}{2} \right)^2 + f(\boldsymbol{\lambda}_s)}, \quad (\text{B8})$$

where

$$f(\boldsymbol{\lambda}_s) = v_{ss}^{(L)} \{ (e^{(\lambda(1,s) + \lambda(2,s))} - 1) w_{ss}^{(L)} + (e^{(\lambda(1,s) + \lambda(4,s))} - 1) w_{ss}^{(R)} \} \\ + v_{ss}^{(R)} \{ (e^{(\lambda(2,s) + \lambda(3,s))} - 1) w_{ss}^{(L)} + (e^{(\lambda(3,s) + \lambda(4,s))} - 1) w_{ss}^{(R)} \}.$$

The two eigenvalues corresponding to coherences are obviously given by the two lower diagonal elements of (B7) since population are decoupled from coherences. The right [left] eigenvectors of the generator can be easily evaluated. The two associated to the population read $\hat{\mathcal{W}}_s(\boldsymbol{\lambda}_s)|g_{\pm}(\boldsymbol{\lambda}_s)\rangle\rangle = g_{\pm}(\boldsymbol{\lambda}_s)|g_{\pm}(\boldsymbol{\lambda}_s)\rangle\rangle$ [$\langle\langle \tilde{g}_{\pm}(\boldsymbol{\lambda}_s) | \hat{\mathcal{W}}_s(\boldsymbol{\lambda}_s) = \langle\langle \tilde{g}_{\pm}(\boldsymbol{\lambda}_s) | g_{\pm}(\boldsymbol{\lambda}_s) \rangle\rangle$]. By tracing the solution of (B6) we get the orbital GF

$$G_s(t, \boldsymbol{\lambda}_s) = c_+(0) e^{g_+(\boldsymbol{\lambda}_s)t} (g_{1;1}^+(\boldsymbol{\lambda}_s) + g_{0;0}^+(\boldsymbol{\lambda}_s)) + c_-(0) e^{g_-(\boldsymbol{\lambda}_s)t} (g_{1;1}^-(\boldsymbol{\lambda}_s) + g_{0;0}^-(\boldsymbol{\lambda}_s)), \quad (\text{B9})$$

where $g_{n_s; n'_s}^{\pm}(\boldsymbol{\lambda}_s) = \langle\langle n_s; n'_s | g_{\pm}(\boldsymbol{\lambda}_s) \rangle\rangle$ and $c_{\pm}(0) = \langle\langle \tilde{g}_{\pm}(\boldsymbol{\lambda}_s) | G_s(0, \boldsymbol{\lambda}_s) \rangle\rangle$. The many-body GF (18) is given by

$$G(t, \boldsymbol{\lambda}) = \prod_{s=1}^M G_s(t, \boldsymbol{\lambda}_s). \quad (\text{B10})$$

This constitutes the solution of Eq. (16). If one does the spectral decomposition directly on the many-body generator one gets

$$G(t, \boldsymbol{\lambda}) = \sum_m^{2^M} e^{g_m(\boldsymbol{\lambda})t} \langle\langle I | g_m(\boldsymbol{\lambda}) \rangle\rangle \langle\langle \tilde{g}_m(\boldsymbol{\lambda}) | \rho(0) \rangle\rangle, \quad (\text{B11})$$

where $g_m(\boldsymbol{\lambda})$, $|g_m(\boldsymbol{\lambda})\rangle\rangle$ and $\langle\langle \tilde{g}_m(\boldsymbol{\lambda}) |$ are respectively the many-body eigenvalues, right and left eigenvector of the generator. Each of these many-body eigenvalue is made from one of the 2^M possible ways of summing the orbital eigenvalues (B8) and the many-body left and right eigenvectors are tensor products of the single orbital eigenvectors.

APPENDIX C: FLUCTUATION THEOREM DERIVED FROM THE GENERATING FUNCTION SYMMETRY

The following reasoning is based on the steady state FT for the entropy first obtained [6, 8] and later extended for currents [54, 55]. The GF is associated with the probability distribution by

$$G(t, \lambda) = \sum_k P(t, k) e^{-\lambda k} = \int d\xi \tilde{P}(t, \xi) e^{-\lambda \xi t}, \quad (\text{C1})$$

where we have introduced $\tilde{P}(t, \xi)$, the probability that $\xi = k/t$ takes a value in the interval $[\xi, \xi + d\xi]$. The large deviation function (LDF) is defined as

$$R(\xi) \equiv - \lim_{t \rightarrow \infty} \frac{1}{t} \ln \tilde{P}(t, \xi). \quad (\text{C2})$$

This definition follows from the ansatz

$$\tilde{P}(t, \xi) = C(\xi, t) e^{-R(\xi)t}, \quad (\text{C3})$$

where

$$\lim_{t \rightarrow \infty} \frac{1}{t} \ln C(\xi, t) = 0. \quad (\text{C4})$$

We can then rewrite (C1) as

$$G(t, \lambda) = \int d\xi C(\xi, t) e^{-(R(\xi) + \lambda \xi)t}. \quad (\text{C5})$$

At long times, the main contribution to this integral comes from the value of ξ , ξ^* , that maximizes the argument of the exponential. ξ^* is therefore the value of ξ such that $\lambda = -\frac{dR}{d\xi}|_{\xi=\xi^*}$. At long times, using steepest descent integration, (C5) becomes

$$G(t, \lambda) \approx e^{-(R(\xi^*) + \lambda \xi^*)t} \int d\xi C(\xi, t) e^{-\frac{1}{2} \frac{d^2 R(\xi)}{d\xi^2} |_{\xi=\xi^*} (\xi - \xi^*)^2 t} \approx e^{-(R(\xi^*) + \lambda \xi^*)t} C(\xi^*, t) \left(\frac{d^2 R(\xi)}{d\xi^2} |_{\xi=\xi^*} \frac{t}{2\pi} \right)^{-\frac{1}{2}}. \quad (\text{C6})$$

Substituting (C6) in (21) gives

$$S(\lambda) = R(\xi^*) + \lambda \xi^*. \quad (\text{C7})$$

This shows that $S(\lambda)$ is the Legendre transform of the LDF. The LDF is given by the inverse Legendre transform of $S(\lambda)$

$$R(\xi) = S(\lambda^*) - \lambda^* \xi, \quad (\text{C8})$$

where $\xi = \frac{dS}{d\lambda} |_{\lambda=\lambda^*}$. Since $S(\lambda)$ is convex downward [i.e. $d^2 S/d\lambda^2 = -\lim_{t \rightarrow \infty} (\langle k^2 \rangle_t - \langle k \rangle_t^2) \leq 0$], its Legendre transform is convex upwards. Using the symmetry (29), Eq. (C8) implies that $R(-\xi) = S(\beta eV - \lambda) + (\beta eV - \lambda)\xi$, which together with $R(\xi) = S(\lambda) - \lambda \xi$ leads to

$$R(\xi) - R(-\xi) = -\beta eV \xi. \quad (\text{C9})$$

Substituting this in Eq. (C3), we get

$$\ln \frac{\tilde{P}(t, \xi)}{\tilde{P}(t, -\xi)} = \beta eV \xi t + \ln \frac{C(\xi, t)}{C(-\xi, t)}. \quad (\text{C10})$$

Using (C4), this gives the FT (30) in the long time limit.

APPENDIX D: CURRENT, POWER SPECTRUM AND THE GENERATING FUNCTION

We show how to calculate the average currents, their zero frequency power spectra and their Mandel parameter from the GF. These results are used in section V.

To simplify the notation, we assume we have a probability distribution $P(t, \mathbf{k})$ and its associated generating function $G(t, \boldsymbol{\lambda}) = \sum_{\mathbf{k}} P(t, \mathbf{k}) e^{\boldsymbol{\lambda} \cdot \mathbf{k}}$, where the component of \mathbf{k} and $\boldsymbol{\lambda}$ are given by k_η and λ_η . We also have $S(\boldsymbol{\lambda}) = -\lim_{t \rightarrow \infty} \frac{1}{t} \ln G(t, \boldsymbol{\lambda})$. The averaged number of charge η is given by

$$\langle k_\eta \rangle_t = -\frac{1}{e} \int_0^t d\tau \langle I_\eta(\tau) \rangle = \left. \frac{\partial}{\partial \lambda_\eta} G(t, \boldsymbol{\lambda}) \right|_{\boldsymbol{\lambda}=0}, \quad (\text{D1})$$

and the steady state current by

$$\langle I_\eta \rangle_{st} = \lim_{t \rightarrow \infty} \frac{1}{t} \int_0^t d\tau \langle I_\eta(\tau) \rangle = \left. e \frac{\partial}{\partial \lambda_\eta} S(\boldsymbol{\lambda}) \right|_{\boldsymbol{\lambda}=0}. \quad (\text{D2})$$

We also find that

$$\langle k_\eta k_{\eta'} \rangle_t = \left. \frac{\partial}{\partial \lambda_\eta} \frac{\partial}{\partial \lambda_{\eta'}} G(t, \boldsymbol{\lambda}) \right|_{\boldsymbol{\lambda}=0} = \frac{1}{e^2} \int_0^t d\tau_1 \int_0^t d\tau_2 \langle I_\eta(\tau_1) I_{\eta'}(\tau_2) \rangle. \quad (\text{D3})$$

Since at steady state $\langle I_\eta(\tau_1) I_{\eta'}(\tau_2) \rangle_{st} = \langle I_\eta(\tau_1 - \tau_2) I_{\eta'}(0) \rangle_{st}$, $\langle I_\eta(\tau_1) \rangle_{st} = \langle I_\eta \rangle_{st}$ and $\langle I_{\eta'}(\tau_2) \rangle_{st} = \langle I_{\eta'} \rangle_{st}$, using the fact that

$$\left. \frac{\partial}{\partial \lambda_\eta} \frac{\partial}{\partial \lambda_{\eta'}} \ln G(t, \boldsymbol{\lambda}) \right|_{\boldsymbol{\lambda}=0} = \langle k_\eta k_{\eta'} \rangle_t - \langle k_\eta \rangle_t \langle k_{\eta'} \rangle_t, \quad (\text{D4})$$

we find

$$\begin{aligned} A_{\eta\eta'} &= e^2 \left. \frac{\partial}{\partial \lambda_\eta} \frac{\partial}{\partial \lambda_{\eta'}} S(\boldsymbol{\lambda}) \right|_{\boldsymbol{\lambda}=0} = \int_{-\infty}^{\infty} d\tau \left(\langle I_\eta(\tau) I_{\eta'}(0) \rangle_{st} - \langle I_\eta \rangle_{st} \langle I_{\eta'} \rangle_{st} \right) \\ &= \int_{-\infty}^{\infty} d\tau \langle [I_\eta(\tau) - \langle I_\eta \rangle_{st}] [I_{\eta'}(0) - \langle I_{\eta'} \rangle_{st}] \rangle_{st}. \end{aligned} \quad (\text{D5})$$

Since the Fourier transform of the current correlation function is given by

$$A_{\eta\eta'}(\omega) = \int_{-\infty}^{\infty} d\tau e^{-i\omega\tau} \langle [I_\eta(\tau) - \langle I_\eta \rangle_{st}] [I_{\eta'}(0) - \langle I_{\eta'} \rangle_{st}] \rangle_{st}, \quad (\text{D6})$$

we see that $A_{\eta\eta'}$ in (D5) is the zero frequency power spectrum of the current correlation function $A_{\eta\eta'} = A_{\eta\eta'}(\omega = 0)$. This quantity is used to study shot noise [32].

The analogue of the Mandel parameter in photon counting statistic [28, 29] for the process y is given by

$$M_\eta(t) \equiv \frac{(\langle k_\eta^2 \rangle_t - \langle k_\eta \rangle_t^2) - \langle k_\eta \rangle_t}{\langle k_\eta \rangle_t} = \frac{\left. \frac{\partial^2}{\partial \lambda_\eta^2} \ln G(t, \boldsymbol{\lambda}) \right|_{\boldsymbol{\lambda}=0}}{\left. \frac{\partial}{\partial \lambda_\eta} G(t, \boldsymbol{\lambda}) \right|_{\boldsymbol{\lambda}=0}} - 1. \quad (\text{D7})$$

The asymptotic value is given by

$$M_\eta(\infty) = \frac{\left. \frac{\partial^2}{\partial \lambda_\eta^2} S(\boldsymbol{\lambda}) \right|_{\boldsymbol{\lambda}=0}}{\left. \frac{\partial}{\partial \lambda_\eta} S(\boldsymbol{\lambda}) \right|_{\boldsymbol{\lambda}=0}} - 1. \quad (\text{D8})$$

For a Poisson process $M_\eta = 0$. The zero frequency power spectrum is related to the long time limit of the Mandel parameter by

$$A_{\eta\eta} = e \langle I_\eta \rangle_{st} (1 + M_\eta(\infty)). \quad (\text{D9})$$

APPENDIX E: GENERATOR FOR THE TWO QUANTUM DOT MODEL

We present the basic quantities needed in the reduced Liouville space to study the model of two quantum dot model presented in section IV.

The orbital eigenbasis is denoted by $\{|n_1, n_2\rangle\}$, where n_1 (n_2) is the occupation number of the orbital $s = 1$ ($s = 2$). Using the notation $\langle n_1, n_2 | \rho | n'_1, n'_2 \rangle = \rho_{n_1 n_2; n'_1 n'_2}$, the density matrix in the reduced Liouville space is given by the vector $\rho = (\rho_{00;00}, \rho_{01;01}, \rho_{10;10}, \rho_{11;11}, \rho_{10;01}, \rho_{01;10})^T$. The generator of our QME (1) for this model in this basis reads

$$\hat{\mathcal{M}} = \begin{pmatrix} -2(w_{11} + w_{22}) & 2v_{22} & 2v_{11} & 0 & 0 & 0 \\ 2w_{22} & -2(v_{22} + w_{11}) & 0 & 2v_{11} & 0 & 0 \\ 2w_{11} & 0 & -2(v_{11} + w_{22}) & 2v_{22} & 0 & 0 \\ 0 & 2w_{11} & 2w_{22} & -2(v_{11} + v_{22}) & 0 & 0 \\ 0 & 0 & 0 & 0 & -\mathcal{X} & 0 \\ 0 & 0 & 0 & 0 & 0 & -\mathcal{X}^* \end{pmatrix} \quad (\text{E1})$$

where $\mathcal{X} = v_{11} + w_{11} + v_{22} + w_{22} + i(\epsilon_1 - \epsilon_2)$. As expected, the populations are decoupled from the coherences. The generator is diagonal for the coherences and obeys a birth and death master equation in the population space. The generator for the GO evolution equation (16) is given by $\hat{\mathcal{W}}(\boldsymbol{\lambda}) =$

$$\begin{pmatrix} -2(w_{11} + w_{22}) & 2(e^{\lambda(1,2)} v_{22}^{(L)} + e^{\lambda(3,2)} v_{22}^{(R)}) & 2(e^{\lambda(1,1)} v_{11}^{(L)} + e^{\lambda(3,1)} v_{11}^{(R)}) & 0 \\ 2(e^{\lambda(2,2)} w_{22}^{(L)} + e^{\lambda(4,2)} w_{22}^{(R)}) & -2(v_{22} + w_{11}) & 0 & 2(e^{\lambda(1,1)} v_{11}^{(L)} + e^{\lambda(3,1)} v_{11}^{(R)}) \\ 2(e^{\lambda(2,1)} w_{11}^{(L)} + e^{\lambda(4,1)} w_{11}^{(R)}) & 0 & -2(v_{11} + w_{22}) & 2(e^{\lambda(1,2)} v_{22}^{(L)} + e^{\lambda(3,2)} v_{22}^{(R)}) \\ 0 & 2(e^{\lambda(2,1)} w_{11}^{(L)} + e^{\lambda(4,1)} w_{11}^{(R)}) & 2(e^{\lambda(2,2)} w_{22}^{(L)} + e^{\lambda(4,2)} w_{22}^{(R)}) & -2(v_{11} + v_{22}) \end{pmatrix} \quad (\text{E2})$$

where the coherence part has been discarded since it is the same as for the generator of the QME.

-
- [1] C. Jarzynski, Phys. Rev. Lett. **78**, 2690-2693 (1997); Phys. Rev. E **56**, 5018-5035 (1997).
 - [2] G. E. Crooks, Phys. Rev. E **60**, 2721 (1999).
 - [3] G. E. Crooks, Phys. Rev. E **61**, 2361 (2000).
 - [4] G. Gallavotti and E. G. D. Cohen, Phys. Rev. Lett. **74**, 2694 (1995).
 - [5] J. Kurchan, J. Phys. A **31**, 3719 (1998).
 - [6] J. L. Lebowitz and H. Spohn, J. Stat. Phys. **95**, 333 (1999).
 - [7] D. J. Searles and D. J. Evans, Phys. Rev. E **60**, 159 (1999).
 - [8] P. Gaspard, J. Chem. Phys. **120**, 8898 (2004).
 - [9] U. Seifert, Phys. Rev. Lett. **95**, 040602 (2005).
 - [10] B. Cleuren, C. Van den Broeck and R. Kawai, Phys. Rev. E **74**, 021117 (2006).
 - [11] C. Maes, Séminaire Poincaré **2**, 29 (2003).
 - [12] P. Gaspard, cond-mat/0603382.
 - [13] C. Bustamante, J. Liphardt and F. Ritort, Physics Today **58**, 43 (2005).
 - [14] D. Collin, F. Ritort, C. Jarzynski, S.B. Smith, I. Tinoco (Jr), and C. Bustamante, Nature **437**, 231 (2005).
 - [15] S. Mukamel, Phys. Rev. Lett. **90**, 170604 (2003).
 - [16] T. Monnai and S. Tasaki, cond-mat/0308337 (2003).
 - [17] W. De Roeck and C. Maes, Phys. Rev. E **69**, 026115 (2004).
 - [18] T. Monnai, Phys. Rev. E **72**, 027102 (2005).
 - [19] A. E. Allahverdyan and Th. M. Nieuwenhuizen, Phys. Rev. E **71**, 066102 (2005).
 - [20] W. De Roeck and C. Maes, cond-mat/0406004.
 - [21] M. Esposito and S. Mukamel, Phys. Rev. E **73**, 046129 (2006).
 - [22] R. J. Glauber, Phys. Rev. **131**, 2766 (1963).
 - [23] P. L. Kelley and W. H. Kleiner, Phys. Rev. **136**, A316 (1964).
 - [24] L. Mandel, Phys. Rev. Lett. **49**, 136 (1982).
 - [25] Y. Zheng and F. L. H. Brown, Phys. Rev. Lett. **90**, 238305 (2003); J. Chem. Phys. **119**, (2003).
 - [26] S. Mukamel, Phys. Rev. A **68**, 063821 (2003).
 - [27] F. Sanda and S. Mukamel, Phys. Rev. A **71**, 033807 (2005).
 - [28] F. Sanda and S. Mukamel, J. Chem. Phys. **124**, 124103 (2006).
 - [29] E. Barkai, Y. Jung, and R. Silbey, Annu. Rev. Phys. Chem. **55**, 457 (2004).
 - [30] F. Kulzer and M. Orrit, Annu. Rev. Phys. Chem. **55**, 585 (2004).
 - [31] L. S. Levitov and M. Reznikov, Phys. Rev. B **70**, 115305 (2004); L. S. Levitov and M. Reznikov, cond-mat/0111057.

- [32] Y. M. Blanter and M. Buttiker, Phys. Rep. **336**, 1 (2000).
- [33] S. A. Gurvitz, Phys. Rev. B **56**, 15215 (1997).
- [34] J. Wabnig, D. V. Khomitsky, J. Rammer, and A. L. Shelankov, Phys. Rev. B **72**, 165347 (2005).
- [35] J. Rammer, A. L. Shelankov, and J. Wabnig, Phys. Rev. B **70**, 115327 (2004).
- [36] A. L. Shelankov and J. Rammer, Europhys. Lett. **63**, 485 (2003).
- [37] C. Flindt, T. Novotny and A.-P. Jauho, Europhys. Lett. **69**, 475 (2005).
- [38] G. Kiesslich, P. Samuelsson, A. Wacker, and E. Schöll, Phys. Rev. B **73**, 033312 (2006).
- [39] Y. Utsumi, D. S. Golubev, and G. Schön, Phys. Rev. Lett. **96**, 086803 (2006).
- [40] J. N. Pedersen and A. Wacker, Phys. Rev. B **72**, 195330 (2005).
- [41] D. A. Bagrets and Yu. V. Nazarov, Phys. Rev. B **67**, 085316 (2003).
- [42] W. Lu, Z. Ji, L. Pfeiffer, K. W. West, and A. J. Rimberg, Nature **423** 422 (2003).
- [43] T. Fujisawa, T. Hayashi, Y. Hirayama, H. D. Cheong, Appl. Phys. Lett. **84** 2343 (2004).
- [44] J. Bylander, T. Duty, and P. Delsing, Nature **434**, 361 (2005).
- [45] S. Gustavsson, R. Leturcq, B. Simovic, R. Schleser, T. Ihn, P. Studerus, K. Ensslin, D. C. Driscoll, and A. C. Gossard, Phys. Rev. Lett. **96**, 076605 (2006).
- [46] T. Fujisawa, T. Hayashi, R. Tomita, and Y. Hirayama, Science **312**, 1634 (2006).
- [47] U. Harbola, M. Esposito and S. Mukamel, Phys. Rev. B **74**, 235309 (2006).
- [48] H.-P. Breuer and F. Petruccione, *The Theory of Open Quantum Systems* (Oxford University Press, Oxford, 2002).
- [49] C.W. Gardiner and P. Zoller, *Quantum Noise* (Springer, Berlin, 2000).
- [50] F. Haake, *Statistical Treatment of Open Systems*, Springer Tracts in Modern Physics, Vol. 66 (1973).
- [51] H. Spohn, Rev. Mod. Phys. **53**, 569 (1980).
- [52] C. Cohen-Tannoudji, J. Dupont-Roc, and G. Grynberg, *Atom-Photon interactions: Basics Processes and Applications* (John Wiley and Sons, Inc., New York, 1992).
- [53] D. Andrieux and P. Gaspard, J. Stat. Mech. (2006) P01011.
- [54] D. Andrieux and P. Gaspard, J. Chem. Phys. **121**, 6167 (2004).
- [55] D. Andrieux and P. Gaspard, cond-mat/0512254 (2006).
- [56] T. Hatano, Phys. Rev. E **60**, R5017 (1999).
- [57] T. Hatano and S. I. Sasa, Phys. Rev. Lett. **86**, 3463 (2001).
- [58] E. H. Trepagnier, C. Jarzynski, F. Ritort, G. E. Crooks, C. J. Bustamante, and J. Liphardt, PNAS **101**, 15038 (2004).

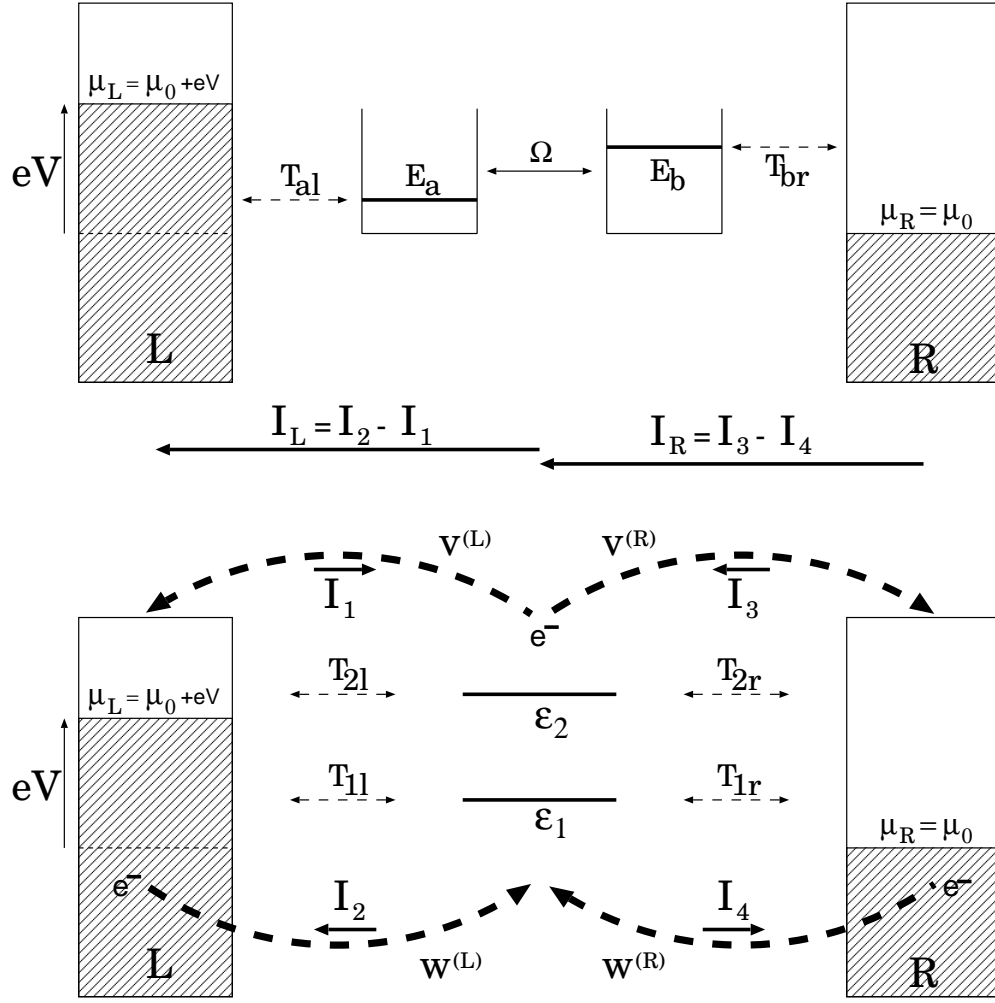


FIG. 1: Schematic representation of the model of two quantum dots a and b coupled in series between two leads used for our numerical results. The upper part depicts the system in the local basis where the Hamiltonian of the dots reads $H_S = \sum_{i,j} H_{ij} c_i^\dagger c_j$, where $H_{aa} = E_a = 2$, $H_{bb} = E_b = 5$ and $H_{ab} = H_{ba}^* = \Omega = 1$. The coupling element with the leads are $T_{al} = 0.5$, $T_{br} = 0.3$ and $T_{ar} = T_{bl} = 0$. The lower part depicts the system in the eigenbasis where the Hamiltonian becomes $H_S = \sum_s \epsilon_s c_s^\dagger c_s$, with $\epsilon_1 = 1.697$ and $\epsilon_2 = 5.303$. The coupling element with the leads become $T_{1r} = -0.479$, $T_{2l} = 0.145$, $T_{1l} = 0.087$, $T_{2r} = 0.287$. We choose $\mu_0 = 0$ and $n_y(\epsilon_s) = \pi^{-1}$ as well as $e = 1$, $\hbar = 1$ and $k_b = 1$, so that the units of energy and temperature is Ω and the time unit Ω^{-1} . The four possible types of electron transfer (and their associated currents) are represented by the big dashed arrow.

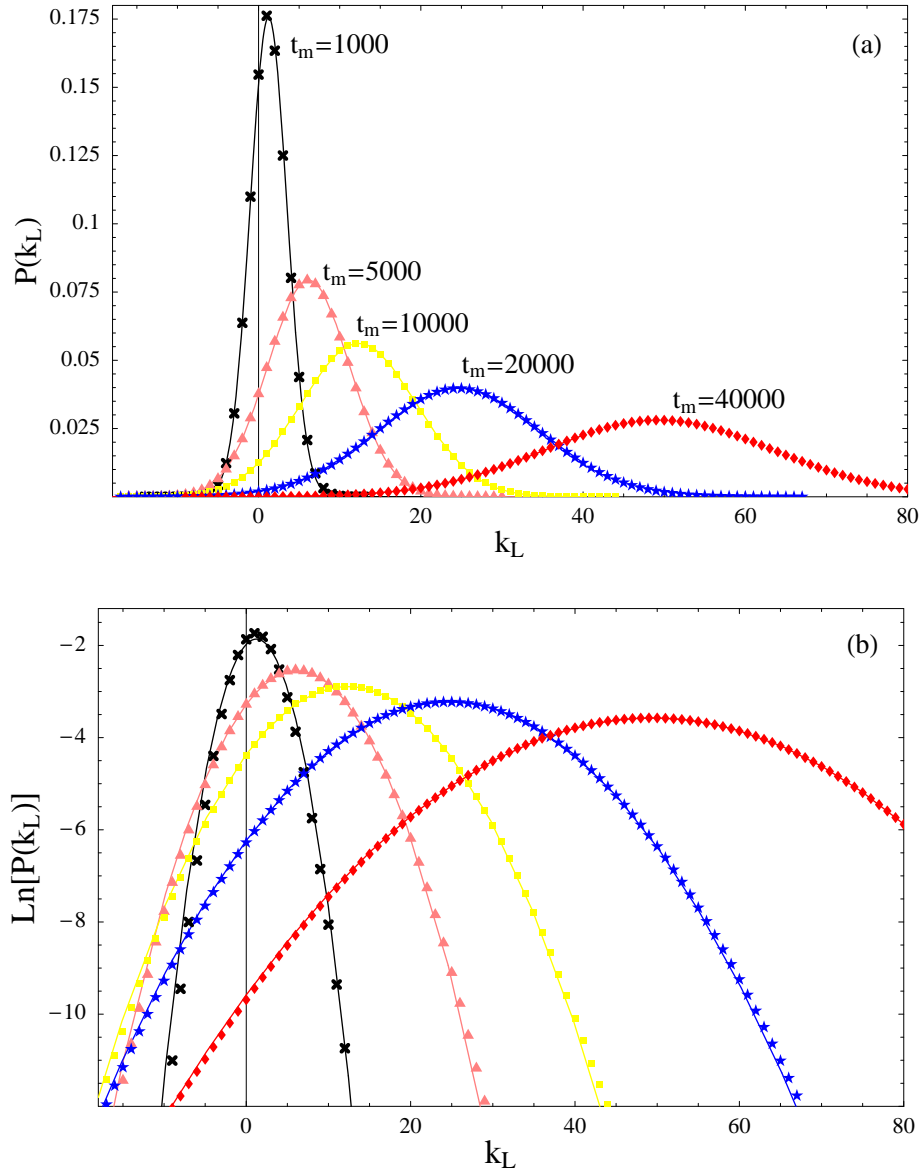


FIG. 2: a) Probability distribution of the net number of electron transfer k_L through the left system-lead interface for different measurement times. b) The logarithm of the probability distribution highlights the behavior of the tails of the probability distribution. The measurement starts when the junction is at steady state and the different symbols correspond to different measurement times. The solid lines represent Gaussian fits. $eV = 0.5$ and $\beta = 1$.

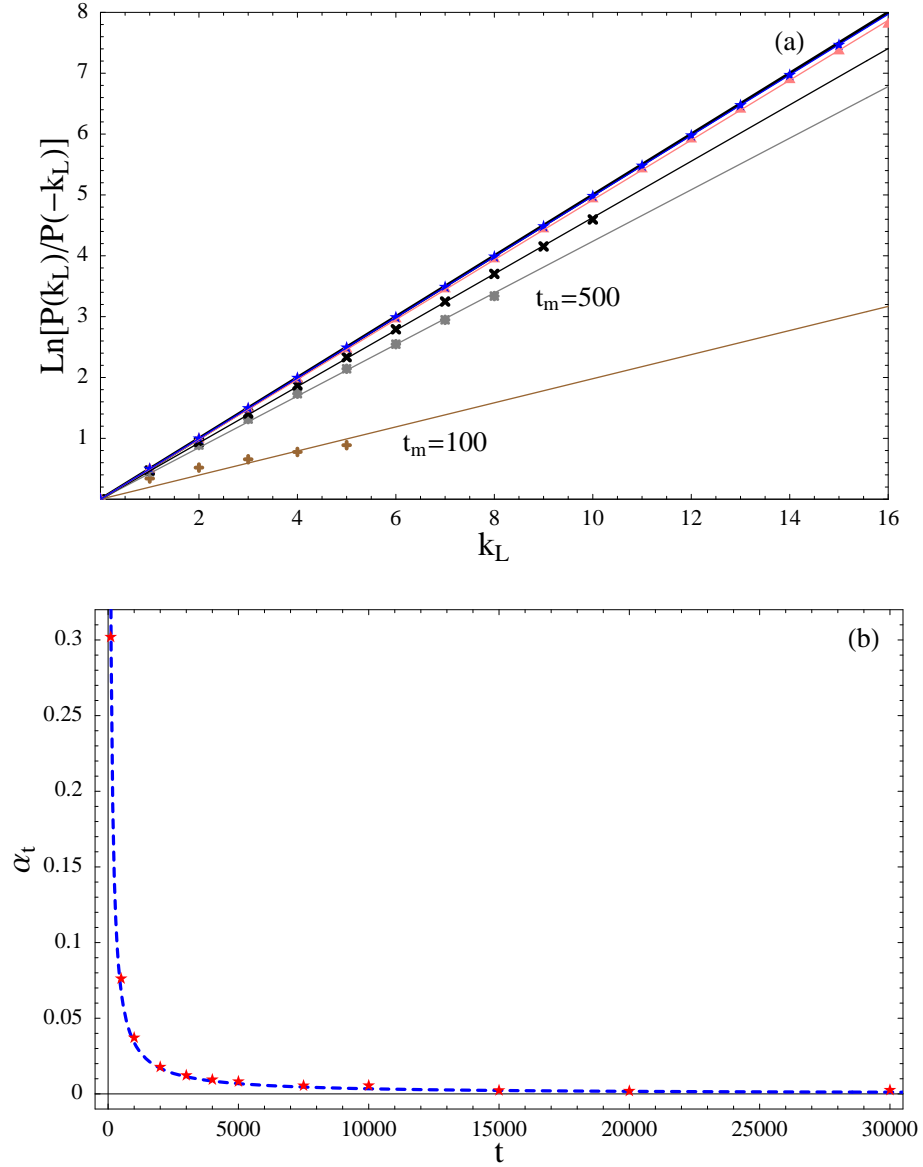


FIG. 3: (a) The FT predicts that the logarithm of the ratio of the probability to measure a net number of electron transfer k_L in the direction favored by the bias with the probability of measuring the opposite number $-k_L$ (which means that a net transfer of k_L electron occurred in the direction unfavored by the bias) is given by $\beta e V k_L$. This is given by the solid black diagonal line. Different symbols correspond to different measurement times (the symbols not specifically labeled correspond to the same measurement times as in Fig. 2). The FT requires a sufficiently large measurement time to hold. The solid lines correspond to linear fits. (b) The stars represent the values of α_t obtained from the linear fit of the curves from (a) and the dashed line is the value of α_t predicted by Eq.(43).

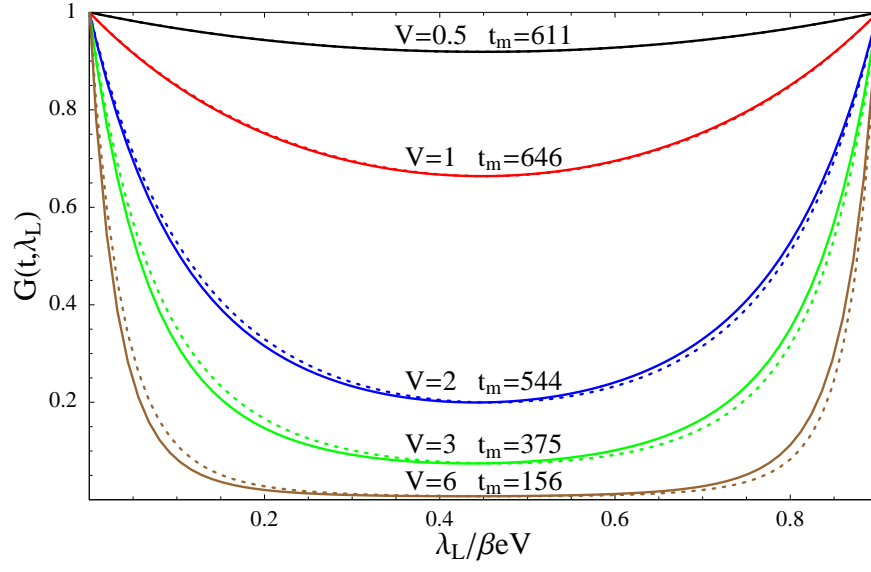


FIG. 4: Generating function calculated for different values of the bias and at measurement times t_m such that $\alpha_{t_m} = 0.1\beta eV$. t_m is calculated by solving $G(t_m, 0.9\beta eV) = 1$. The solid line is $G(t_m, \lambda_L)$ and the dotted line is $G(t_m, 0.9\beta eV - \lambda_L)$. The difference between the two curves is a measure of the breakdown of the symmetry (39).

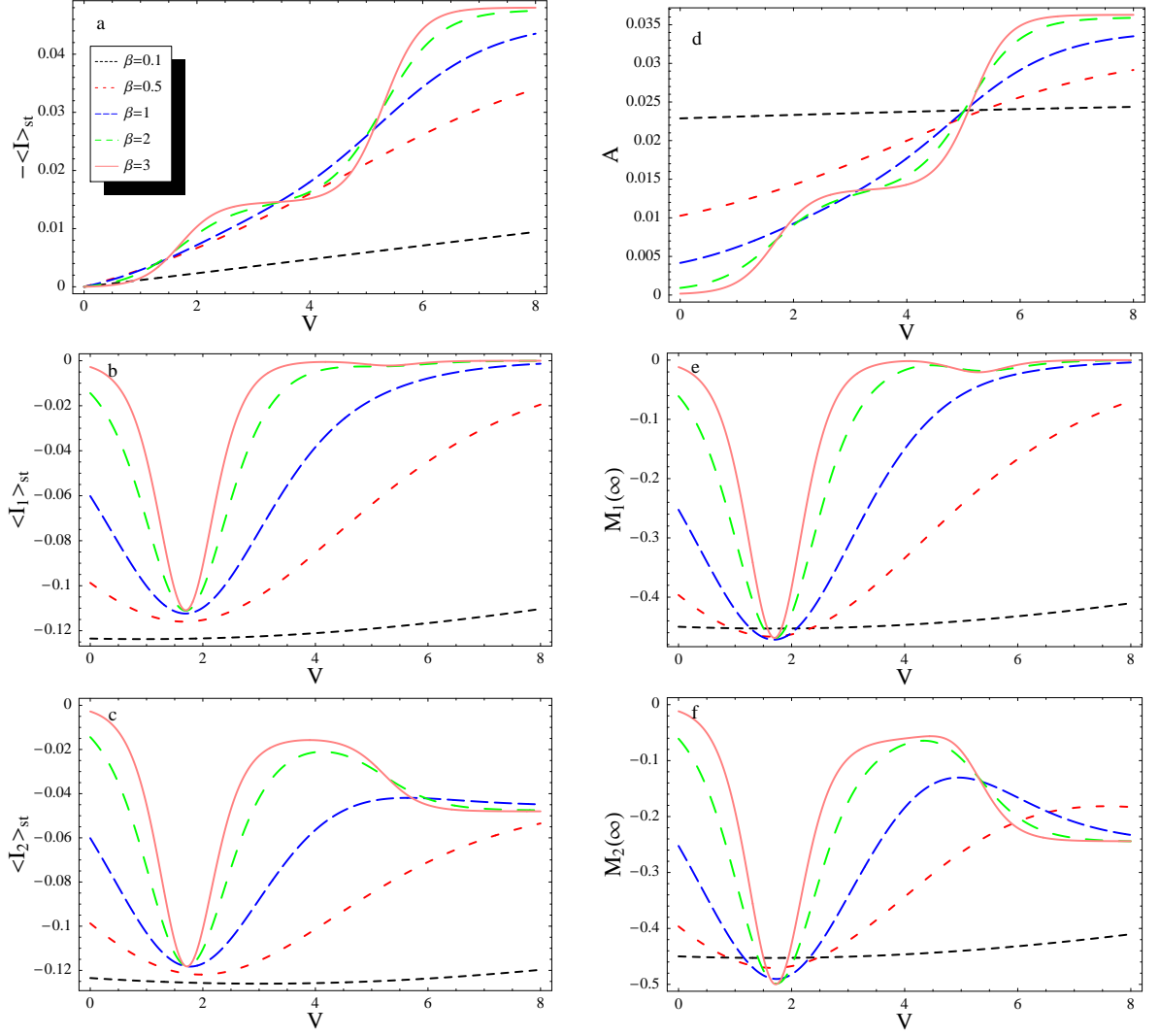


FIG. 5: a) Average steady state net current $\langle I \rangle_{st}$. The bias is at resonance with the dot levels for $eV = \epsilon_1 = 1.697$ and $eV = \epsilon_2 = 5.303$. b) Average current due to the electron exiting the dots from the left side of the junction (processes $\eta = 1$ on Fig. 1). c) Average current due to the electron entering the dots from the left side of the junction (processes $\eta = 2$ on Fig. 1). d) Zero frequency power spectrum of the steady state net current [$A_1 + A_2$ using (35)]. e) Mandel parameter associated to the process $\eta = 1$. f) Mandel parameter associated to the process $\eta = 2$. All quantities plotted in this figure are functions of the bias and are represented for five different temperature.