

Monte Carlo simulations of $2d$ hard core lattice gases

Heitor C. Marques Fernandes,^{*} Jeferson J. Arenzon,[†] and Yan Levin[‡]
*Instituto de Física, Universidade Federal do Rio Grande do Sul
CP 15051, 91501-970 Porto Alegre RS, Brazil*

Monte Carlo simulations are used to study lattice gases of particles with extended hard cores on a two dimensional square lattice. Exclusions of one and up to five nearest neighbors (NN) are considered. These can be mapped onto hard squares of varying side length, λ (in lattice units), tilted by some angle with respect to the original lattice. In agreement with earlier studies, the 1NN exclusion undergoes a continuous order-disorder transition in the Ising universality class. Surprisingly, we find that the lattice gas with exclusions of up to second nearest neighbors (2NN) also undergoes a continuous phase transition in the Ising universality class, while the Landau-Lifshitz theory predicts that this transition should be in the universality class of the XY model with cubic anisotropy. The lattice gas of 3NN exclusions is found to undergo a discontinuous order-disorder transition, in agreement with the earlier transfer matrix calculations and the Landau-Lifshitz theory. On the other hand, the gas of 4NN exclusions once again exhibits a continuous phase transition in the Ising universality class — contradicting the predictions of the Landau-Lifshitz theory. Finally, the lattice gas of 5NN exclusions is found to undergo a discontinuous phase transition.

PACS numbers:

I. INTRODUCTION

Since the early days of statistical mechanics lattice gases serve as the foundation on which many models of complex physical systems are constructed. These range from simple fluids [1] to structural glasses and granular materials [2]. The simplest lattice gas consists of non-interacting particles which are constrained to move on a lattice with a restriction that each lattice site is occupied by at most one particle. This model can be solved exactly, showing that the thermodynamics is trivial and no phase transition is present. A lattice gas in which particles interact with their nearest neighbors can be mapped onto the Ising model in external field and exhibits a first order phase transition terminating in a critical point. The difficulty and the scarcity of exact solutions has stimulated the development of various approximate theories aimed at treating more complex interaction potentials. Examples of these are the high and the low temperature (or density) expansions [3], generalization of Bethe's methods for Ising model (which became known as cluster variational methods) [4], as well as the approximation schemes such as Rushbrooke and Scoins [5]. Since melting is dominated by strong short ranged repulsive forces, a lattice gas in which particles interact exclusively through an extended hard core — a particle on one site prevents the neighboring sites from being occupied — has attracted a particular attention [6]. In these systems temperature plays no role since the interaction energy is infinite inside the exclusion region and vanishes outside. Surprisingly already with one nearest neighbor exclusion

(1NN), an order-disorder transition appears. The transition is purely entropic and is similar to the freezing of hard spheres, except that now the transition is of second order.

In this paper we are interested in the phase transitions which occur in hardcore lattice gases as the size of the exclusion region is extended. We start with the 1NN and progressively increase the exclusion region up to 5 nearest neighbors (5NN). To study the phase transitions, grand-canonical Monte Carlo simulations are performed with alternating attempts at inclusion/removal of particles followed by some tentative diffusion moves. The grand-canonical ensemble was chosen because it allows for the density fluctuations which are particularly important since the thermal fluctuations are absent in these systems.

The specific question that we would like to address here is how does the order-disorder transition depends on the range of the exclusion region and whether the universality class and the order of the phase transition can be predicted based purely on symmetry considerations.

The paper is organized as follows: section II defines the relevant order parameters characterizing the ordered phases. Section III presents the results of the grand-canonical Monte Carlo simulations, and section IV gives the final discussion and the conclusions.

II. EXCLUSION MODELS, SUBLATTICES AND ORDER PARAMETERS

A lattice gas is composed of particles whose positions are restricted to coincide with the vertices of a given lattice, and where each site can be occupied by, at most, one particle. When there is no further interaction between the particles, this system presents a trivial thermodynamics and no phase transition. Instead, here we

^{*}Electronic address: heitor@if.ufrgs.br

[†]Electronic address: arenzon@if.ufrgs.br

[‡]Electronic address: levin@if.ufrgs.br

consider equilibrium lattice gases where the range of exclusion extends over the neighboring sites. Increasing the radius of the exclusion shell is equivalent to taking smaller lattice cell sizes as one goes to the continuum limit. These exclusion shells may be interpreted in terms of geometric hard core particles. All cases considered here are equivalent to parallel hard squares of size λ , either tilted or not. Since hard core potentials allow either zero or infinite energies, temperature is not a relevant parameter, the systems thus being athermal. As a consequence, the only relevant independent parameters are the volume (V) and the chemical potential (μ), the latter determining the average number of particles inside the volume. In the grand-canonical Monte Carlo simulation, three kinds of trial movements are allowed: displacement, insertion, and deletion of particles [7]. The simulations are done in two stages. First various short runs are performed to locate the critical region. Then a single long run at the value of μ close to the putative critical chemical potential μ_c is carried out. From the time series data of the long run, using histogram reweighting techniques [8, 9, 10], the relevant thermodynamic observables are accurately evaluated throughout the critical region. Another set of measurements at different values of μ is also performed to check the reliability of the extrapolation. The diffusion trial movements are performed explicitly to help achieve higher densities and to avoid entrapment of the system in low density metastable states.

The lattice gases with hard core exclusion present a transition from a low density fluid-like phase, in which all sites have the same occupational probability, to a large density crystal-like phase in which the system is no longer translationally invariant. Thus, the lattice may be conveniently divided into sublattices which in the high density phase are differently populated. Below we describe the exclusion shells considered in our simulations, with the corresponding sublattices.

For the system sizes considered in our simulations, the density ρ and the compressibility $\kappa = L^2(\langle \rho^2 \rangle - \langle \rho \rangle^2)/\rho^2$, where $\langle \dots \rangle$ is the ensemble average, are not very sensitive to the phase transition. To obtain a quantitative information we, therefore, build order parameters which become non zero as a system passes from a fluid to an ordered phase. When the transition is continuous, the order parameter q (to be defined below) obeys the usual finite size scaling relation

$$q = L^{-\beta/\nu} f[(\mu - \mu_c)L^{1/\nu}], \quad (1)$$

where f is a scaling function and μ_c is the critical value of the chemical potential in the thermodynamical limit, $L \rightarrow \infty$. The staggered susceptibility χ measures the fluctuations of q ,

$$\chi = L^2 \left(\langle q^2 \rangle - \langle q \rangle^2 \right), \quad (2)$$

and has the scaling

$$\chi = L^{\gamma/\nu} g[(\mu - \mu_c)L^{1/\nu}], \quad (3)$$

where g is another scaling function. The exponents β , γ and ν are related with the critical behavior of the order parameter, susceptibility and the correlation length, respectively, and obey the hyperscaling relation $2\beta/\nu + \gamma/\nu = d$. In the simulations below, one way to obtain ν is from the behavior of $\partial \ln q / \partial \mu$, whose scaling, from eq. 1 follows

$$\frac{\partial \ln q}{\partial \mu} = L^{1/\nu} h[(\mu - \mu_c)L^{1/\nu}] \quad (4)$$

where $h(x) = f'(x)/f(x)$. An analogous equation is obeyed if we change q by χ . Alternatively, ν can also be obtained from the behavior of the shifted location of the maxima of χ and κ which approach the thermodynamic limit with $L^{1/\nu}$ corrections. Once ν is known, β and γ are obtained from eqs. 1 and 3.

A. Nearest neighbor exclusion (1NN)

The simplest non trivial lattice gas consists of particles which preclude nearest neighbor sites from being occupied. As shown in Fig. 1a, the lattice may be subdivided into two sublattices, each site being surrounded by the sites of the other sublattice. This system, which can also be interpreted either as 45° tilted hard-squares of linear size $\lambda = \sqrt{2}$ or as hard disks of radius $\sqrt{2}/2$, has been extensively studied and here we present some results for the sake of both completeness and comparison. Many different approaches have been used to describe its properties on a square lattice: series expansions [3, 5, 11, 12, 13], cluster variational and transfer matrix methods [5, 14, 15, 16, 17, 18, 19, 20, 21, 22, 23], renormalization group [24, 25], Monte Carlo simulations [26, 27, 28, 29, 30, 31, 32, 33], Bethe lattice [5, 34, 35, 36, 37, 38], and more recently density functional theory [39]. Moreover, this model has also been considered because of its interesting mathematical [40, 41, 42] and dynamical [43, 44, 45, 46, 47, 48, 49, 50, 51, 52, 53] properties. These studies indicate that the system undergoes a continuous phase transition belonging to the Ising universality class, at $\mu_c \simeq 1.33$, when the concentration of particles is close to $\rho = N/L^2 \simeq 0.37$. Note that the maximum density is $1/2$. In higher dimensions [24, 30, 31, 54, 55, 56, 57, 58] and other geometries (see [40] and references therein), the same kind of transition is observed, also belonging to the Ising universality class.

The transition is from the disordered fluid phase, where both sublattices are equally occupied, to a high density ordered phase with most of the particles confined to one sublattice (see Fig. 1a). The order parameter for this system is

$$q_1 = \frac{1}{\rho_{\text{MAX}}} \langle |\rho_1 - \rho_2| \rangle, \quad (5)$$

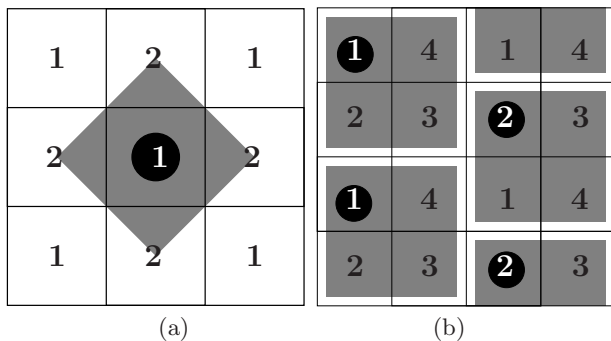


FIG. 1: Lattice division for the (a) 1NN and (b) 2NN exclusions: two and four sublattices are needed, respectively. The 1NN case is equivalent to tilted, non overlapping hard squares of length $\lambda = \sqrt{2}$, while in the 2NN case the squares are not tilted and have $\lambda = 2$. The equivalent hard squares are shown in gray.

where

$$\rho_i = \frac{1}{L^2} \sum_{j \in \mathcal{C}_i} \sigma_j, \quad i = 1, 2, \quad (6)$$

is the density in the i th sublattice \mathcal{C}_i (the index j running over all sites in that sublattice), $\rho_{\text{MAX}} = 1/2$ is the maximum equilibrium density. The variable σ_j is 0 if the site j is empty and 1 if it is occupied. In the disordered low density regime $\rho_1 = \rho_2$, and $q_1 = 0$ in the thermodynamic limit. At higher densities, one sublattice becomes preferentially occupied, resulting in a finite value of the order parameter. For finite systems the particles switch from one sublattice to the other, analogous to the switching of the magnetization sign in the Ising ferromagnet [59]. The phase transition appears only in the thermodynamic limit.

B. Nearest and next-nearest neighbors exclusion (2NN)

Extending the range of interaction, we now consider a lattice gas such that each particle prevents both its nearest and next-nearest neighbors from being occupied. Thus, we define four different sublattices labeled from 1 to 4 as shown in Fig. 1b. It should be noted that this system is equivalent to hard-squares with linear size equal to two lattice spaces ($\lambda = 2$), as is demonstrated in Fig. 1b; if a particle occupies a position on one sublattice, say 1, the companion sites from sublattices 2 to 4 will be empty. Thus, the maximum possible density, corresponding to a full lattice occupation, is $\rho_{\text{MAX}} = 1/4$. Although this system has been considered many times in the last decades [5, 6, 18, 21, 26, 37, 50, 60, 61, 62, 63, 64, 65, 66, 67, 68, 69, 70, 71], sometimes as the zero temperature limit of a soft-core potential [21, 26, 66, 71], there is still uncertainty of its universality class. The order, location, and even the existence of the transition depends on the

μ_c	ρ_c	Method	Order	Refs.
4.7	0.24	TM	cont (?)	[21, 69]
3.115	0.225	CVM		[65]
3.889	0.222	CVM		[68]
5.3	0.238	TM	cont	[61]
–	–	series	no	[5, 63]
4	0.23	TM	(?)	[5]
–	–	TM	no	[63]
2.846	0.202	Bethe	cont	[5]
4.91	–	Interface	cont	[66]
		Bethe	first	[37]
2.406	0.191	DFT	cont	[6]
4.574		Monte Carlo	cont	this work

TABLE I: Chemical potential and the density at the order-disorder transition along with the technique used and the putative order of the transition for a lattice gas with nearest and next-nearest neighbors exclusion (2NN). The symbol “?” is used when some uncertainty is acknowledged by the authors. The several techniques used are: transfer matrix (TM), cluster variational method (CVM), low and high series expansion, generalizations of the Bethe method, interface method [74], density functional theory (DFT) and Monte Carlo. Notice the wide range of values found for the critical chemical potential.

approximation method used to study the model. In table I we show the density, the chemical potential, and the order of the transition obtained by several different methods. Little is known about its critical exponents, Ref. [21].

In the low density regime, the system is fluid-like, without any long ranged order. As the density increases, there is a transition from the disordered phase to a columnar phase [5, 6, 21, 61, 65, 68], where half-filled columns (rows) intercalate with empty ones: the system is ordered along one direction but fluid along the other. Since there is no interaction between the particles (apart the exclusion), there is no alignment between particles in the neighboring columns (rows), that is, there is no solid phase [72]. As a consequence, the close packed configuration is not unique — each column (or row, but not both) may be shifted by one lattice space thus introducing an $\mathcal{O}(L)$ contribution to the entropy at this maximum density. Interestingly, no transition was found for the analogous $d = 3$ system of hard-cubes with $\lambda = 2$ [58] on a cubic lattice. On the other hand, nearest and next nearest neighbors exclusion in $d = 3$ presents a weak first order transition [58]. Other lattices have also been considered, see Refs. [40, 73] and references therein.

The order parameter needed to study this transition is a generalization of the 1NN Eq. 5:

$$q_2 = \frac{1}{\rho_{\text{MAX}}} (|\rho_1 - \rho_3| + |\rho_2 - \rho_4|). \quad (7)$$

In the fluid phase all the sublattices are equally occupied and $q_2 = 0$. The order parameter becomes non zero when the symmetry between the sublattices is broken. For the columnar phase two sublattices are preferentially occupied, while the remaining two have a much smaller density. For example, particles may be located on sublattices 1 and 2 (as in Fig. 1b), while sublattices 3 and 4 are almost empty etc.

C. First, second and third neighbor exclusion (3NN)

The 3NN case has its range of exclusion extended up to third nearest neighbors. As shown in Fig. 2, this can be interpreted both as hard-core pentamers [75] or slightly tilted squares with $\lambda = \sqrt{5}$. Previous studies of this system were based on series expansions [5, 76], cluster variational and transfer matrix [5, 18, 19, 76, 77, 78, 79], Bethe method [5], *etc.* It is now known that at high densities, the system undergoes a first order transition to a doubly degenerated ordered phase [80], the ground state configurations being related by chirality, see Figs. 2b and 2c. This is reflected in the two possible ways of introducing sublattices to describe the symmetry breaking: for each of the possible enantiomorph ground states, there is a corresponding labeling (called A and B) such that all particles belong to only one sublattice (see, for example, Fig. 2a and b).

For a given configuration, since we do not know *a priori* which of the two labellings is more relevant, we measure the following quantity for each of them:

$$q_A = \sum_{i=1}^5 \sum_{j>i}^5 |\rho_i^A - \rho_j^A| \quad (8)$$

and equivalently for the labeling B. Note that in the above sums the density of each sublattice appears four times. ρ_i is given by eq. 6 for the chosen labeling. This quantity is zero for both labellings in the fluid phase, where all sublattices are equally populated, while it becomes non zero above the critical density (for one of the labellings). The corresponding order parameter is the difference of the two measures:

$$q_3 = \frac{1}{4\rho_{\text{MAX}}} \langle |q_A - q_B| \rangle. \quad (9)$$

Again, this order parameter is a natural extension of q_2 . At the close packed configuration, where the density is $\rho_{\text{MAX}} = 1/5$, $q_A = 4\rho_{\text{MAX}}$ and $q_B = 0$ (or vice-versa): the first labeling is such that all particles sit on the same sublattice, while in the second labeling all sublattices have the same density. In both cases, however, $q_3 = 1$.

D. 4NN

The subsequent situation considers exclusion of up to four nearest neighbor sites (4NN). As seen in Fig. 3a,

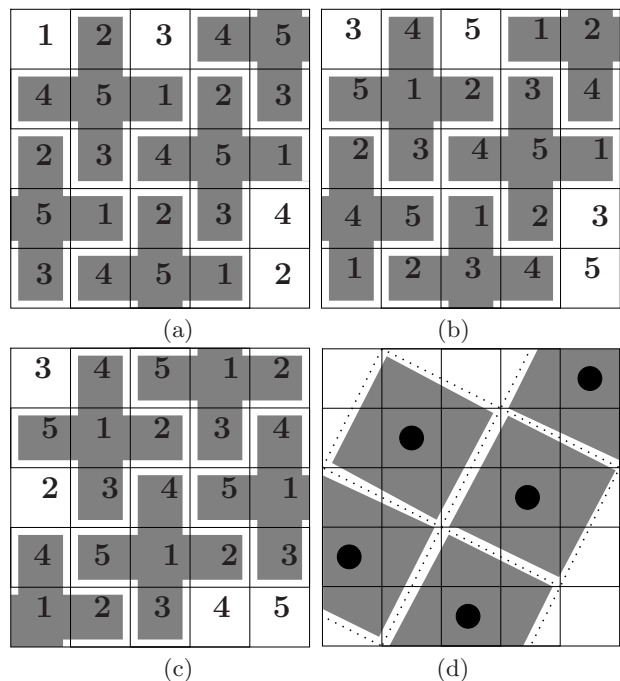


FIG. 2: Two possible labellings for the sublattices in the 3NN case — panels (a) and (b). For the same high density configuration in (a) all particles are on the same sublattice (5 in this example), while in (b) all sublattices are equally populated. For the labeling (b), panel (c) shows another configuration in which particles occupy only one sublattice. Note that the ground states shown in panels (b) and (c) are chiral, in the sense that the two are the reflections of one another about the left-to-right body diagonal. The exclusion problem can be formulated either in terms of the symmetric cross-shaped pentamers (shown in gray) or the tilted hard-squares of side length $\lambda = \sqrt{5}$ (d).

this is equivalent to tilted hard squares of side length $\lambda = 2\sqrt{2}$. Nisbet and Farquhar [78] studied this model through transfer matrices and concluded that the transition is either continuous or very weak first order. The close packed configuration shown in Fig. 3a is similar to the 1NN case, although less dense (the close packed density is $\rho_{\text{MAX}} = 1/8$), but it is not unique: analogously to the 2NN case, the columns (which in this case are tilted), are independent and may slide along the diagonals. This does not change, however, the sublattice that the particles occupy. Notice also that this does not occur in the tilted diagonals of the 1NN and 3NN cases, the squares being always aligned. Thus, the order parameter should be insensitive to a diagonal displacement of a whole (tilted) column, and it is enough to subdivide the lattice in only two sublattices, in analogy with the 1NN case. Indeed, the transition to the ordered state may be analyzed with the same order parameter, eq. 5.

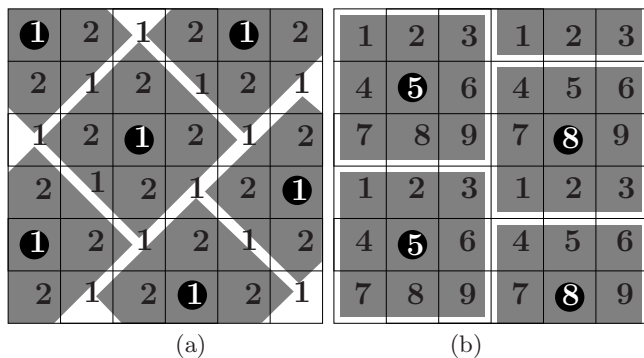


FIG. 3: Sublattice division for the exclusion of up to (a) 4NN and (b) 5NN. These are equivalent to hard squares with $\lambda = 2\sqrt{2}$ and 3, respectively. Notice that in both cases the ordered phase is columnar (as in the 2NN case), but in the former, the columns are along the diagonals.

E. 5NN ($\lambda = 3$)

Finally, we considered a lattice gas composed of hard-squares with linear size equal to three lattice spaces, $\lambda = 3$. In terms of exclusion shells, this is also equivalent to excluding up to the fifth nearest neighbor (5NN), as shown in fig. 3b. The close packed configuration, like in the 2NN ($\lambda = 2$) case, is not uniquely defined and has a density $\rho_{\text{MAX}} = 1/9$. In $d = 3$, this system undergoes a weak first order phase transition as density increases [58], although there seems to be no information concerning the $d = 2$ case. The corresponding sublattice division is analogous to the 2NN case, only that now nine sublattices are necessary, the order parameter being

$$q_5 = \frac{1}{2\rho_{\text{MAX}}} \langle |\rho_1 - \rho_5| + |\rho_1 - \rho_9| + |\rho_5 - \rho_9| + |\rho_2 - \rho_6| + |\rho_2 - \rho_7| + |\rho_6 - \rho_7| + |\rho_3 - \rho_4| + |\rho_3 - \rho_8| + |\rho_4 - \rho_8| \rangle \quad (10)$$

$$+ |\rho_3 - \rho_4| + |\rho_3 - \rho_8| + |\rho_4 - \rho_8| \rangle \quad (11)$$

Eq.(11) uses the labeling of sublattices depicted in Fig. (3b).

III. RESULTS

A. 1NN

In the case of nearest neighbors exclusion, the change in density at the transition is quite subtle, the inflection point being only noticeable for the largest sizes simulated, as seen in Fig. 4. The transition is more clearly seen in the plot of the 1NN order parameter, Eq. 5, as shown in Fig. 5 for increasing lattice sizes: q_1 changes from a small value (fluid phase) to a value close to unity (checkerboard pattern). The behavior of q_1 is characteristic of a second order phase transition and indeed, all curves collapse onto a universal curve f_1 , as shown in the

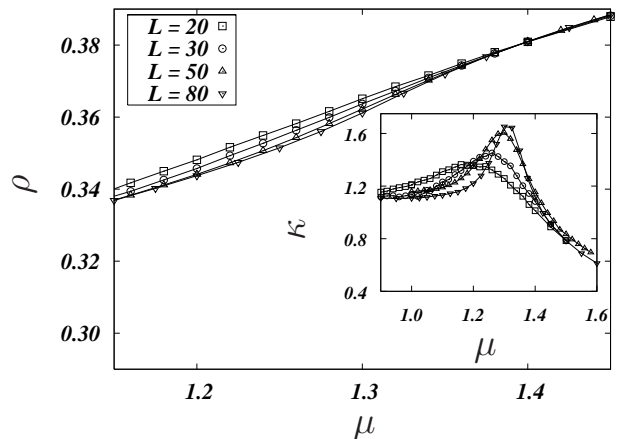


FIG. 4: Density ρ as a function of the chemical potential μ for the 1NN exclusion for several lattice sizes. The inflection close to the transition point ($\mu_c \simeq 1.33$) is very small, being noticeable only for larger system sizes. Inset: compressibility κ as a function of the chemical potential.

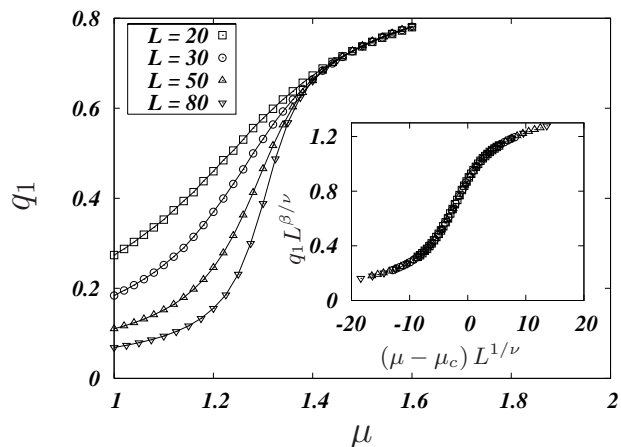


FIG. 5: Order parameter q_1 , Eq. 5, as a function of the chemical potential μ , for the 1NN exclusion for several lattice sizes, along with the corresponding data collapse (inset). The critical exponents used are those of the two dimensional Ising model, $\nu = 1$ and $\beta = 1/8$.

inset of Fig. 5, whose scaling obeys eq. 1. In accordance with the previous studies [3, 46], this transition occurs at $\mu_c \simeq 1.33$, corresponding to $\rho_c \simeq 0.37$, and belongs to the universality class of the two dimensional Ising model, with exponents $\nu = 1$ and $\beta = 1/8$.

Another quantity of interest, shown in Fig. 6, is the staggered susceptibility $\chi_1 = L^2(\langle q_1^2 \rangle - \langle q_1 \rangle^2)$ which measures the order parameter fluctuations. As the system size increases, the susceptibility peak becomes higher and narrower, shifting to larger values of the chemical potential. All curves can be collapsed onto a universal curve whose scaling obeys eq. 3, as shown in the inset of Fig. 6. Again, the exponents are those of the two dimensional Ising model, $\gamma = 7/4$ and $\nu = 1$. Much less clear are the

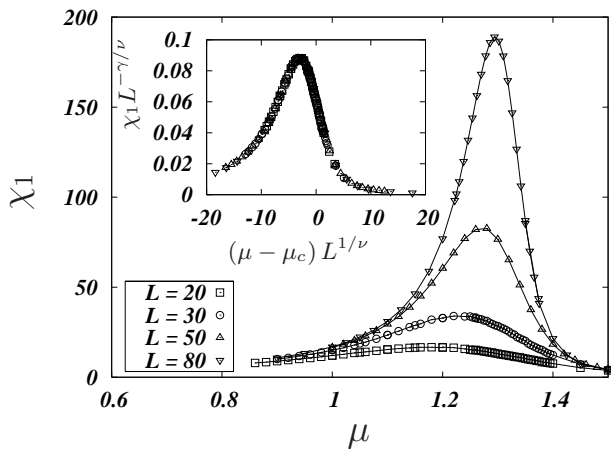


FIG. 6: Order parameter fluctuations χ_1 , Eq. 2, as a function of the chemical potential μ for the 1NN model using several lattice sizes. In the inset, the corresponding data collapse is shown using the critical exponents of the bidimensional Ising model, $\gamma = 7/4$ and $\nu = 1$.

fluctuations in density, that is, the compressibility κ , as shown in the inset of Fig. 4. Although the peak grows with L , the sizes considered are still too small to try to obtain useful information from the data collapse. Notice that in this case, the maximum is expected to increase with the logarithm of L ($\alpha = 0$).

B. 2NN

Analogously to the previous case, when the range of exclusion increases to include the next nearest neighbors, it is very hard to see the transition by only looking at the behavior of the density as a function of the chemical potential. In the critical region only for larger system sizes the inflection point becomes noticeable, as is shown in Fig. 7, and the change in density is roughly one order of magnitude smaller as compared with the 1NN case. On the other hand, the order parameter q_2 , Eq. 7, shows a fast increase between $\mu = 4$ and 5, Fig. 8, as the system enters the ordered (columnar) phase from the disordered (fluid) one. The existence, location, order, and exponents of this transition have remained elusive, as can be seen from a very broad range of approximate values presented in table I and the lack of any estimates for the critical exponents. We find that neither the density nor the order parameter q_2 present any signs of discontinuity. Within the range of lattice sizes considered no hysteresis, discontinuities, nor any evidences of the coexistence in the density and or the order parameter histograms has been observed. We conclude that the transition is continuous, in agreement with most of the previous studies.

Indeed, the q_2 data can be collapsed onto a universal curve (as in Eq. 1), with $\mu_c \simeq 4.574$, $\beta/\nu = 0.125$ and $\nu = 0.94$. Remarkably, β/ν has the same value of the (exact) Ising model, $1/8 = 0.125$. Although ν is a lit-

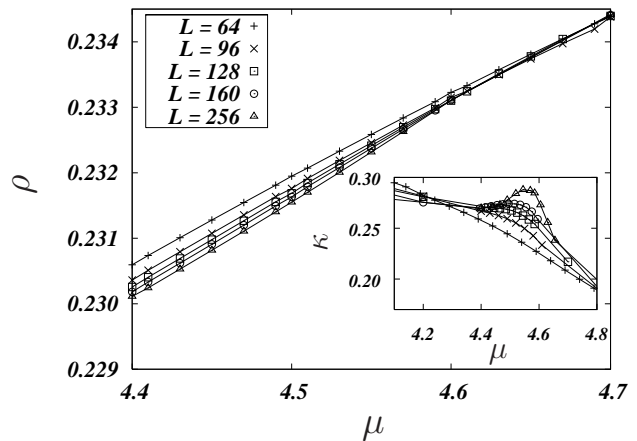


FIG. 7: Density as a function of chemical potential for several lattice sizes for the gas of 2NN exclusion — region where the inflection point appears (noticeable only for the larger system sizes). Inset: compressibility κ in the region where the transition is found. Only for the largest lattice simulated the maximum is prominent.

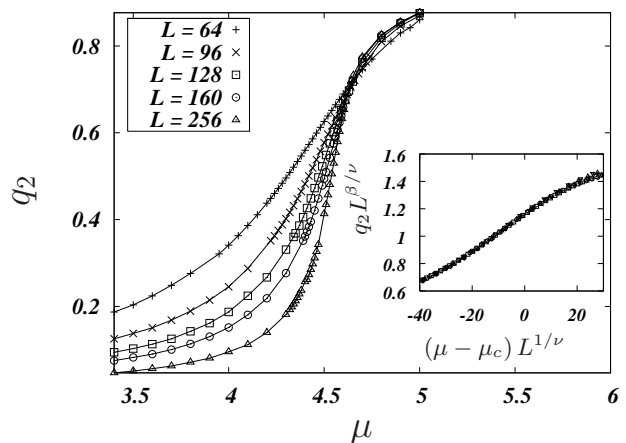


FIG. 8: Order parameter for 2NN (eq. 7) as a function of the chemical potential for different lattice sizes. Small values of q_2 signal that the system is disordered. For q_2 closer to unity, the system is in a columnar phase (see text). Inset: data collapse onto a universal curve for the larger system sizes $L = 128, 160, 256, 320$ and 360 . A very good collapse is obtained for $\mu_c = 4.574$, $\nu = 0.94$ and $\beta/\nu = 0.125$, in close agreement with the exact Ising values. The collapse remains good if we use the Ising value $\nu = 1$.

tle bit smaller than the Ising value, a still good collapse is obtained with $\nu = 1$ and, as we will see below, is in agreement with other measures of this exponent. The density, measured for several systems sizes at μ_c , or at the peak of the susceptibility extrapolate when $L \rightarrow \infty$ to $\rho_c = 0.233$. The value of μ_c is also compatible with the crossing point of the Binder cumulant for the order parameter and with the extrapolated position of the susceptibility, fig. 9, $\mu_c \simeq 4.578$.

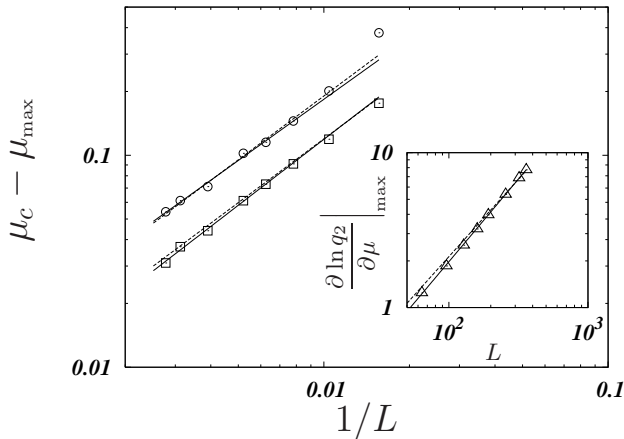


FIG. 9: Several estimates of the exponent ν (2NN): the position of the maxima of eq. 4 (top curve) and the susceptibility χ_2 (bottom), that shift as $L^{-1/\nu}$, as a function of L . The solid lines are power-law fits neglecting the smaller sizes, from which we get $\nu \simeq 1.042$ and $\nu \simeq 0.968$, top and bottom, respectively. These values are very close to the Ising $\nu = 1$, as can be seen by the fits fixing the exponent to this value (dashed lines). Also from the fit of the location of the maximum of the susceptibility we have an independent estimate of the transition: $\mu_c \simeq 4.578$. Inset: the height of the maximum of eq. 4, increasing as $L^{1/\nu}$, as a function of L . Again the dashed line is a fit with $\nu = 1$, while the solid line is the best fit with $\nu \simeq 0.937$.

We also measured the order parameter and the density fluctuations — that is, the staggered susceptibility χ_2 , eq. 2, and the compressibility κ_2 , respectively, as shown in Figs. 10 and 7 (inset) as a function of the chemical potential. In both cases, as the system size increases the curves get less broad and their height becomes larger. However, the maximum of κ_2 only becomes noticeable for the larger simulated lattices and no reliable information can be obtained from its scaling, within the range of L considered here. The shift of the position of the peak of χ_2 from μ_c behaves as $L^{-1/\nu}$ (in the same way as the position of the maximum in eq. 4), from where ν can be estimated, as shown in fig. 9. In addition, the height of the peak of eq. 4 increases with $L^{1/\nu}$. The exponent ν evaluated from both measurements is very close to the Ising value, see caption of fig. 9 for details. We conjecture, therefore, that the exact value is indeed $\nu = 1$. The height of the peak of χ_2 increases as $L^{\gamma/\nu}$, and the fit yields $\gamma/\nu = 1.755$ (bottom inset of fig. 10), giving an excellent data collapse as can be seen in the top inset of fig. 10. Again, this value is very close to the known exact value for the Ising model, $\gamma = 7/4 = 1.75$. The fact that the lattice gas of 2NN exclusion is in the same universality class as the Ising model is quite remarkable considering that the symmetries of the ground state and of the order parameter are so very different from those of 1NN model.

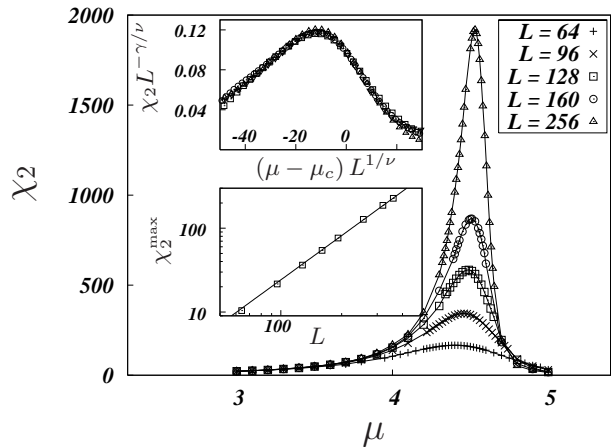


FIG. 10: The staggered susceptibility χ_2 as a function of μ for several lattice sizes in the 2NN case. Inset: data collapse (top) onto a universal curve with exponent γ obtained from fitting the height of the maximum of χ_2 as a function of L (bottom), $\gamma/\nu = 1.755$, along with $\nu = 1$.

C. 3NN

The lattice gas with exclusion of up to three nearest neighbors (3NN) is important since it presents, differently from the previous cases, a first order transition, showing that the nature of the transition depends on the range of exclusion, as was observed previously. Recently, Eisenberg and Baram [79] precisely located the transition, using matrix methods, obtaining $\mu_c \simeq 3.6762$. In Fig. 11 and its inset, both the density and the order parameter, respectively, show a rapid rise as the chemical potential increases, passing from a fluid, low density phase, to an ordered, high density phase. Notice also the good agreement between the matrix prediction for the transition and our Monte Carlo data. The first order character of this transition is clearly seen in the behavior of the compressibility [76] and the fluctuations of the order parameter, shown in Figs. 12 and 13. All the relevant scaling is with the volume of the system L^2 ($\nu = 1/d$ [81]), as can be seen in the inset of both figures. Excellent data collapses were obtained with $\mu_c = 3.6746$, very close to the value calculated using the transfer matrix [79]. This value is also very close to the ones obtained by extrapolating the positions of the compressibility and the susceptibility peaks as a function of the system size, and with the crossing points of the density and the order parameter for the two largest system sizes.

D. 4NN

When excluding up to four neighbors, the close packed state resembles both the 1NN and 2NN case. On one hand, particles are located on one of the two sublattices, arranged along the diagonals of the system (although

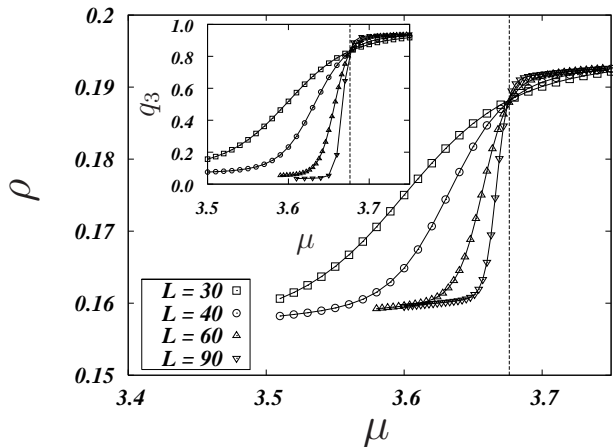


FIG. 11: Density as a function of chemical potential for the 3NN exclusion model. At low densities the system behaves as a fluid and undergoes a first order phase transition to an ordered phase as the density increases. The vertical dashed line at $\mu = 3.6762$ is the infinite size extrapolation obtained with matrix methods [79] and agrees well with the crossing point of the curves. Inset: the order parameter as a function of the chemical potential.

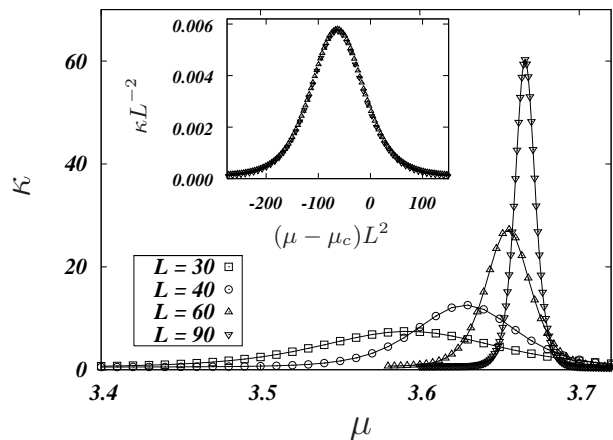


FIG. 12: Compressibility κ as a function of the chemical potential for the 3NN exclusion for several lattice sizes. Inset: after rescaling the height and the width of the curves by L^2 and L^{-2} , respectively, an excellent collapse is observed for the two largest systems with $\mu_c = 3.6746$.

skipping one every two sites); on the other hand, these diagonals are independent “columns” that may slide, originating a 2^L -degenerated ground state with density $1/8$. Surprisingly, within the size range available, the transition appears to be continuous and in the Ising universality class, contradicting the Landau-Lifshitz theory which predicts that this transition should be of first order [64].

As in the 2NN case, several estimates of ν can be obtained. From the positions of the maxima of eq. 4 and χ_1 we obtain, fig. 14, $\nu \simeq 0.923$ and $\nu \simeq 0.999$, respectively. The last one is more reliable since the peaks of

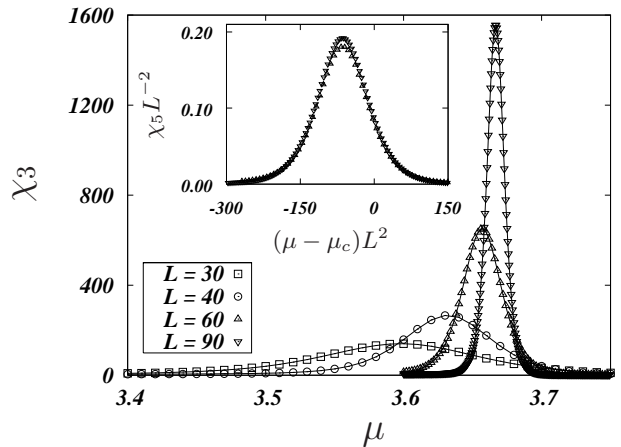


FIG. 13: Staggered susceptibility χ_3 as a function of the chemical potential for the 3NN exclusion case for several lattice sizes. Inset: after rescaling the height and the width of the curves by L^2 and L^{-2} , respectively, an excellent collapse is observed with $\mu_c = 3.6746$.

χ_1 are less broad, thus allowing a more precise location of the maxima. A further measure of ν is obtained from the height of eq. 4 and gives $\nu \simeq 1.029$. As in the 2NN case, these values oscillate around the Ising $\nu = 1$ and, again, we conjecture that this is the exact value. Indeed, this exponent also fits quite well the data. As before, the transition is not clear from the behavior of the density, while a properly defined order parameter is able to capture it well, fig. 15. The transition from the ordered, tilted columnar phase, to the fluid phase is found to occur at $\mu_c \simeq 4.705$, corresponding to $\rho_c \simeq 0.110$.

The order parameter and its collapse are shown in fig. 15. The collapse is not very sensitive to the chosen value of β , and any value in the broad range between 0.12 and 0.14 will do well. We thus present the collapse with $\beta/\nu = 0.125$, the Ising value. Although this is rather arbitrary, the closeness of both ν and γ (see below) to the Ising values inspire us to believe that indeed this system is in the Ising universality class.

The fluctuations of the order parameter are shown in fig. 16. The dependence of the susceptibility peak on the system size is shown in the inset (below), yielding $\gamma/\nu = 1.681$. With these values for the exponents, all curves can be collapse onto a universal one. An equally good collapse is obtained if instead of this value of γ we use the Ising one, 1.75. We conclude that the phase transition in the lattice gas with 4NN exclusion is in the Ising universality class.

E. 5NN ($\lambda = 3$)

The lattice gas with exclusion of up to five nearest neighbors is equivalent to hard square particles with side length $\lambda = 3$. In this case, as for the 2NN and 4NN, the system does not have a uniquely defined close packed con-

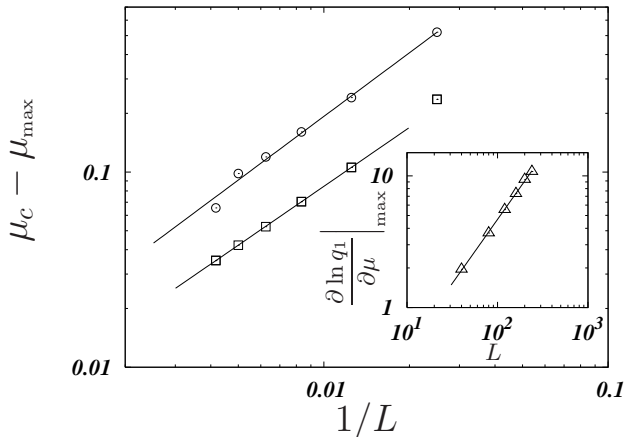


FIG. 14: Several estimates of the exponent ν (4NN): the position of the maxima of eq. 4 and the susceptibility χ_1 (bottom), that shift as $L^{-1/\nu}$, as a function of L . The solid lines are power-law fits neglecting the smaller sizes, from which we get $\nu \simeq 0.923$ and $\nu \simeq 0.999$, top and bottom curves, respectively. These values are indeed very close to the Ising one, $\nu = 1$ (notice also that the peaks of eq. 4 are broader than those of χ_1 , and their positions are less reliable). Also from the fit of the location of the maximum of the susceptibility we have an independent estimate of the transition point: $\mu_c \simeq 4.705$. Inset: the height of the maximum of eq. 4, increasing as $L^{1/\nu}$, as a function of L . The solid line is a fit with $\nu \simeq 1.029$.

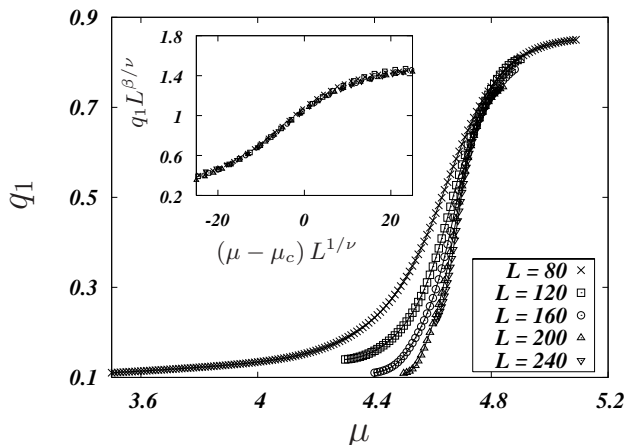


FIG. 15: Order parameter for the 4NN exclusion (eq. 5) as a function of the chemical potential for different lattice sizes. For large values of q_1 , the system is in a columnar phase with columns aligned along the diagonals. Inset: collapse of data onto a universal curve with $\nu = 1$, $\beta = 0.125$ and $\mu_c = 4.705$. Equally good collapse is obtained with a broad range of β .

figuration which can bring problems when approximated (analytical) methods such as series expansions and cluster variational methods are applied.

When the density is measured as a function of the chemical potential, fig. 17, there is a fast increase between $\mu = 5.5$ and 5.6 , and the curves become steeper as the system size gets larger, signaling the ordering of the

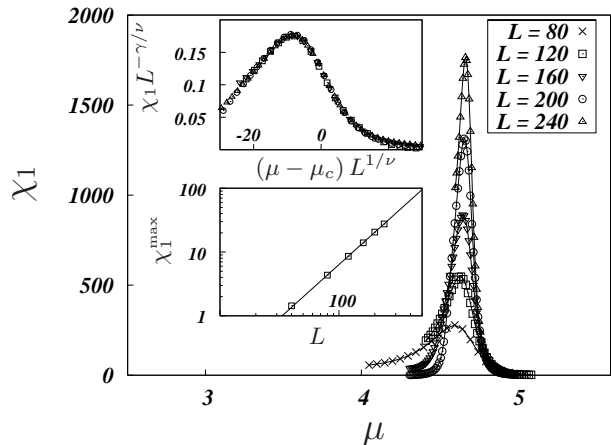


FIG. 16: The staggered susceptibility χ_1 as a function of μ for several lattice sizes for 4NN exclusion. Insets: (top) data collapse onto a universal curve with exponent γ obtained from fitting the height of the maximum of χ_1 as a function of L shown in the bottom inset; $\gamma/\nu = 1.681$ and $\nu = 1$.

system. However, the increase in the density is rather small, while a much more pronounced change is observed for the order parameter, eq. 11. The fluctuations of the order parameter, shown in Fig. 18, can be well collapsed with a L^{-2} scaling (the volume of the system), at least for the larger sizes considered. This is a signature of a first order transition. The location of the maximum depends on L and obeys the L^{-2} shift with $\mu_c \simeq 5.554$. There seem to be, however, strong finite size effects for smaller system sizes, as observed when trying to collapse all the curves — only for the larger sizes considered the collapse is sufficiently good. For the density fluctuations (not shown), even stronger effects are seen. This is probably due to the fact that the increase in the compressibility with L is very small and the non singular part of the free energy can not be discarded when compared to the singular one. This seems to be true for all the cases considered in this paper (being least pronounced for 3NN exclusion).

IV. CONCLUSIONS

We used the grand-canonical Monte Carlo simulations to study the order-disorder transition in lattice gases composed of particles with extended hard core on a two dimensional square lattice. In agreement with earlier studies [3], the 1NN exclusion — corresponding to hard squares of length $\sqrt{2}$ tilted by 45° — was found to undergo a continuous order-disorder transition in the Ising universality class. The lattice gas with exclusions of up to second nearest neighbors (2NN) was also found to undergo a continuous phase transition in the Ising universality class, while the Landau-Lifshitz (LL) theory [64] predicts that this transition should be in the universality

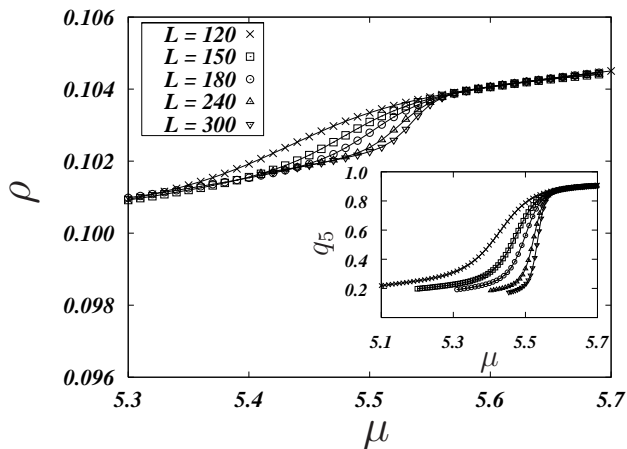


FIG. 17: Density as a function of the chemical potential for 5NN exclusion ($\lambda = 3$) for different lattice sizes. The steepness increases as the system develops a discontinuity. Inset: order parameter q_5 as a function of μ for the same system sizes.

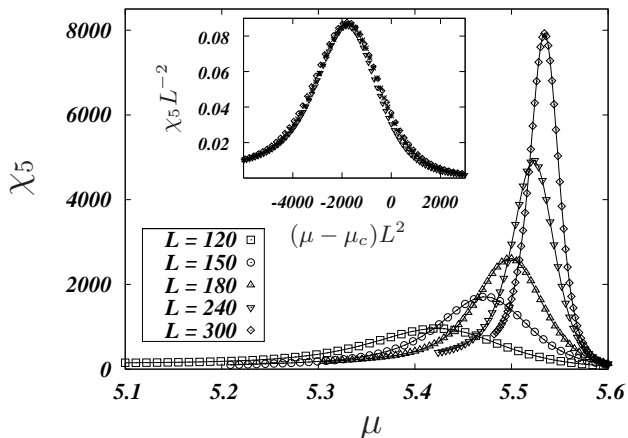


FIG. 18: Staggered susceptibility χ_5 as a function of the chemical potential for the 5NN exclusion ($\lambda = 3$) for several lattice sizes. Inset: after rescaling the height and the width of the curves by L^2 and L^{-2} , respectively, a good collapse is observed for the larger simulated sizes with $\mu_c = 5.554$

class of the XY model with cubic anisotropy. The lattice gas with exclusions of up to 3NN was found to undergo a discontinuous order-disorder transition, in agreement with the earlier transfer matrix calculations [79] and the LL theory [64]. On the other hand, the gas of 4NN exclusions once again exhibited a continuous phase transition in the Ising universality class — a conclusion which contradicts the LL prediction of a first order phase transition [64]. Finally, the lattice gas with exclusions of up to 5NN was found to undergo a discontinuous phase transition, in agreement with the LL theory.

The failure of the symmetry based Landau-Lifshitz theory to correctly predict the universality class and the order of the phase transition for some two dimensional

lattice gases is not very surprising. It has been known for a long time that while the Landau-Lifshitz theory works well in three dimensions, its foundations are much shakier in 2d. For example, one of its requirements for the existence of a continuous phase transition is the absence of third order invariants of the irreducible representation of the space group of the high symmetry phase to which the order parameter belongs. In 2d this condition is known to break down — both three and four state Potts models undergo a continuous phase transition, even though their Landau-Ginzburg-Wilson (LGW) Hamiltonians possess third order invariants [82, 83]. In view of this problem, Domany et al. have avoided the use of this “Landau rule” in their classification of the continuous order-disorder transitions of 2d lattice gases [64]. Nevertheless, the fact that one of the Landau rules fails, can already serve as a strong warning against a complete reliance on the symmetry arguments for two dimensional systems. The fundamental difficulty is that 2d is the lower critical dimension for lattice gases. The fluctuations are very important and can easily modify the order of the phase transitions from the one predicted by mean-field. Furthermore, in 2d one can no longer rely on the renormalization group theory (RG) to justify a simple low order polynomial form of the LGW Hamiltonian. Unlike in 3d, where it is possible to show that the high order invariants in the LGW Hamiltonian renormalize to zero under the action of RG, in 2d all the operators are equally relevant — thus invalidating a simple low order polynomial form of the LGW Hamiltonian. In the case of the isotropic XY model the situation is particularly dire since the symmetry based construction of the LGW Hamiltonian fails to consider the topological excitations which lead to the Kosterlitz-Thouless phase transition in this system [84, 85, 86]. It is, therefore, unlikely that symmetry considerations alone will be sufficient to predict the universality class and the transition order for all 2d lattice gases.

Nevertheless, while the second order transition for the gas of 4NN exclusions is completely incompatible with even the modified version of the LL theory (in which the third order invariants are allowed), the case of 2NN is not nearly as bad. The LGW Hamiltonian for the lattice gas with 2NN exclusion [64] is

$$H = \int d^2\mathbf{x} \{ (\nabla\psi_1)^2 + (\nabla\psi_2)^2 + r(\psi_1^2 + \psi_2^2) + u(\psi_1^2 + \psi_2^2)^2 + v(\psi_1^4 + \psi_2^4) \} \quad (12)$$

where ψ_i with $i = 1, 2$ are the two components of the order parameter belonging to the two dimensional irreducible representation of the space group $P4mm$.

In the absence of cubic anisotropy (last term of eq. (12)) this Hamiltonian will not have a phase transition since the massless Goldstone excitations will destroy the long-range order at any finite temperature. Furthermore, eq. (12) does not account for the topological defects (vortices) which are responsible for the phase transition in the real XY model [84, 85, 86] and the appearance of

a pseudo-long-range order. Thus, in the passage from a microscopic Hamiltonian to the coarse grained LGW description, important physics has been left behind [87, 88]. Clearly under such conditions no conclusions based on this LGW Hamiltonian can be trusted. Nevertheless, if we take the form of eq. (12) more seriously than perhaps it deserves, the Ising criticality is not incompatible with its structure. Based on the general properties of RG flows, we expect that eq. (12) will have an Ising fixed point at which the isotropic fourth order invariant will vanish. At this fixed point, the LGW Hamiltonian will decouple into two Ising-like Hamiltonians for each component of the order parameter. The symmetry arguments, however, cannot tell us if the Ising fixed point is stable, or even if it is accessible to the renormalization group flow. Nevertheless, unlike the second order phase transition for 4NN exclusions, the Ising criticality for 2NN exclusions does not, in principle, invalidate the predictions of the LL theory. This notwithstanding, it is quite surprising that in a multidimensional parameter space with an infinite number of fixed points (fixed lines) known to exist for the real XY model with cubic anisotropy [89], the 2NN model just happens to be in the region dominated by the Ising fixed point.

For lattice gas with 4NN exclusion the simulations find a continuous order-disorder transition in the Ising universality class. We note, however, that within a simulation it is impossible to be absolutely certain that the transition is not a very weakly first order as happens, for example, for the five states Potts model. There is, however, a big difference between q states Potts models and hard core lattice gases studied in this paper. For Potts model, the mean-field theory [83] predicts that all transitions for $q \geq 3$ are of first order. The fluctuations, however, modify the order of $q = 3$ and 4 to second, and turn $q = 5$ very weakly first order [82]. Importance of fluctuations decreases for larger values of q and the mean-field becomes progressively more accurate — the phase transitions for $q > 4$ are all of first order. For lattice gases, on the other hand, mean-field theory (LL) predicts the transition to be of second order up to 2NN exclusions and first order afterwards. Indeed, we find continuous phase transitions for 1NN and 2NN exclusions and a first order transition for 3NN. Unlike the case of Potts model, however, the agreement with the mean-field theory is broken precisely at 4NN and re-established again for 5NN. There are no precursor fluctuation induced second order phase transitions (such as $q = 3$ and 4 for Potts model) which would account for 4NN being weakly first order instead of second order. Furthermore, the critical exponents place 4NN squarely into the Ising universality class, so that it would seem like a lot of coincidence for the Ising critical-

ity to be only a crossover on the way to an underlying first order phase transition. We conjecture that, in fact, 4NN is not the only continuous transition for higher order exclusions. This conjecture is based on the observation that as the exclusion region grows, the system approaches a continuum limit — lattice becomes irrelevant. For continuum 2d systems melting, however, is driven by the topological defects (dislocations) and is of second (actually infinite) order, belonging to the Kosterlitz-Thouless universality class [84, 85, 86, 90, 91, 92]. Clearly, this can not be reconciled with the LL prediction of a first order transition for all exclusions above 2NN. Thus, there must be other lattice gases with exclusions larger than 5NN which will also exhibit a continuous phase transition. The only way to fit this into LL theory is to relax the so called “Lifshitz rule” which forbids the representations for which the antisymmetric part of their direct product contains a vector representation. This, however, would completely destroy the LL theory since the number of possible representations which can then be used to construct an invariant LGW Hamiltonian will become infinite.

It is very difficult to understand the mechanism which changes a phase transition from first order, predicted by a mean-field theory, to second order when the fluctuations are taken into account. In two dimensions, however, this seems to be a very common occurrence as is demonstrated by the 3 and 4 state Potts models which undergo continuous transitions in spite of third order invariants present in their mean-field free energies. In this work we find that another mechanism is also possible — the fluctuations can invalidate the Lifshitz condition, transforming a first order phase transition into a fluctuation induced second order one. In view of our conjecture that 1NN, 2NN and 4NN are not the only lattice gases which undergo a continuous phase transition, it will be very curious to see what other higher order exclusions will also exhibit a continuous transition and what distinguishes these systems from the ones which undergo a discontinuous order-disorder phase transition.

Acknowledgments

We would like to acknowledge J.A. Plascak for many interesting conversations and several helpful suggestions. This work was supported in part by the Brazilian science agencies CNPq, CAPES, and FAPERGS. HCMF acknowledges the Universitat de Barcelona during his stay within the CAPES/MECD agreement.

[1] T. Hill, *Statistical Mechanics* (Mcgraw-Hill, New York, 1956).
 [2] F. Ritort and P. Sollich, *Adv. Phys.* **52**, 219 (2003).

[3] D. Gaunt and M. Fisher, *J. Chem. Phys.* **43**, 2840 (1965).
 [4] D. M. Burley, in *Phase transitions and critical phenomena.*, edited by C. Domb and M. S. Green (Academic

- Press, London-New York, 1972), Vol. 2, Chap. 9, pp. 329–374.
- [5] A. Bellemans and R. Nigam, *J. Chem. Phys.* **46**, 2922 (1967).
- [6] L. Lafuente and J. Cuesta, *J. Chem. Phys.* **119**, 10832 (2003).
- [7] D. Frenkel and B. Smit, *Understanding Molecular Simulation* (Academic Press, N. York, 2000).
- [8] A. Ferrenberg and R. Swendsen, *Phys. Rev. Lett.* **61**, 2635 (1988).
- [9] M. Newman and G. Barkema, *Monte Carlo methods in statistical physics* (Oxford University Press, New York, USA, 1999).
- [10] W. Janke, in *Computer Simulations of Surfaces and Interfaces*, Vol. 114 of *Proceedings of the NATO Advanced Study Institute*, edited by B. Dünweg, D. P. Landau, and A. I. Milchev (Kluwer, Dordrecht, 2003), pp. 137–157.
- [11] M. E. Fisher, *J. Math. Phys.* **4**, 278 (1963).
- [12] R. J. Baxter, I. G. Enting, and S. K. Tsang, *J. Stat. Phys.* **22**, 465 (1980).
- [13] A. Baram and M. Fixman, *J. Chem. Phys.* **101**, 3172 (1994).
- [14] H. N. V. Temperley, *Proceedings of the Physical Society* **80**, 813 (1962).
- [15] L. K. Runnels, *Phys. Rev. Lett.* **15**, 581 (1965).
- [16] L. K. Runnels and L. L. Combs, *J. Chem. Phys.* **45**, 2482 (1966).
- [17] F. H. Ree and D. A. Chesnut, *J. Chem. Phys.* **45**, 3983 (1966).
- [18] A. Bellemans and R. K. Nigam, *Phys. Rev. Lett.* **16**, 1038 (1966).
- [19] R. M. Nisbet and I. E. Farquhar, *Physica* **76**, 259 (1974).
- [20] D. W. Wood and M. Goldfinch, *J. Phys. A* **13**, 2781 (1980).
- [21] W. Kinzel and M. Schick, *Phys. Rev. B* **24**, 324 (1981).
- [22] P. A. Pearce and K. A. Seaton, *J. Stat. Phys.* **53**, 1061 (1988).
- [23] W. Guo and H. W. J. Blöte, *Phys. Rev. E* **66**, 046140 (2002).
- [24] Z. Ràcz, *Phys. Rev. B* **21**, 4012 (1980).
- [25] C.-K. Hu and C.-N. Chen, *Phys. Rev. B* **43**, 6184 (1991).
- [26] K. Binder and D. Landau, *Phys. Rev. B* **21**, 1941 (1980).
- [27] H. Meirovitch, *J. Stat. Phys.* **30**, 681 (1983).
- [28] C.-K. Hu and K.-S. Mak, *Phys. Rev. B* **39**, 2948 (1989).
- [29] T. M. Haas, *J. Stat. Phys.* **54**, 201 (1989).
- [30] A. Yamagata, *Physica A* **222**, 119 (1995).
- [31] J. R. Heringa and H. W. J. Blöte, *Physica A* **232**, 369 (1996).
- [32] J. R. Heringa and H. W. J. Blöte, *Physica A* **251**, 224 (1998).
- [33] D.-J. Liu and J. W. Evans, *Phys. Rev. B* **62**, 2134 (2000).
- [34] D. M. Burley, *Proc. Phys. Soc. (London)* **77**, 451 (1961).
- [35] L. K. Runnels, *J. Math. Phys.* **8**, 2081 (1967).
- [36] G. W. Woodbury Jr., *J. Chem. Phys.* **47**, 270 (1967).
- [37] A. Robledo and C. Varea, *J. Stat. Phys.* **63**, 1163 (1991).
- [38] H. Hansen-Goos and M. Weigt, *J. Stat. Mech.* P04006 (2005).
- [39] L. Lafuente and J. Cuesta, *Phys. Rev. E* **68**, 066120 (2003).
- [40] L. K. Runnels, in *Phase transitions and critical phenomena.*, edited by C. Domb and M. S. Green (Academic Press, London-New York, 1972), Vol. 2, Chap. 8, pp. 305–328.
- [41] R. J. Baxter, *Ann. Comb.* **3**, 191 (1999).
- [42] P. Fendley, K. Schoutens, and H. van Eerten, *J. Phys. A: Math. Gen.* **38**, 315 (2005).
- [43] G. E. Murch, *Philos. Mag. A* **44**, 699 (1981).
- [44] D. K. Chaturvedi, *Phys. Rev. B* **34**, 8080 (1986).
- [45] P. Meakin, J. L. Cardy, E. Loh, and D. J. Scalapino, *J. Chem. Phys.* **86**, 2380 (1987).
- [46] W. Ertel, K. Froböse, and J. Jackle, *J. Chem. Phys.* **88**, 5027 (1988).
- [47] J. Jackle, K. Froböse, and D. Knödler, *J. Stat. Phys.* **63**, 249 (1991).
- [48] R. Dickman, J.-S. Wang, and I. Jensen, *J. Chem. Phys.* **94**, 8252 (1991).
- [49] J.-S. Wang, P. Nielaba, and V. Privman, *Mod. Phys. Lett. B* **7**, 189 (1993).
- [50] E. Eisenberg and A. Baram, *Europhys. Lett.* **44**, 168 (1998).
- [51] R. Dickman, *Phys. Rev. E* **64**, 016124 (2001).
- [52] H. Hansen-Goos and M. Weigt, *J. Stat. Mech.* P08001 (2005).
- [53] F. Q. Potiguar and R. Dickman, cond-mat/0507114 (unpublished).
- [54] D. S. Gaunt, *J. Chem. Phys.* **46**, 3237 (1967).
- [55] E. Cowley, *J. Chem. Phys.* **71**, 458 (1979).
- [56] C.-K. Hu and K.-S. Mak, *Phys. Rev. B* **42**, 965 (1990).
- [57] J. R. Heringa, H. W. J. Blöte, and E. Luijten, *J. Phys. A: Math. Gen.* **33**, 2929 (2000).
- [58] A. Z. Panagiotopoulos, *J. Chem. Phys.* **123**, 104504 (2005).
- [59] D. Landau and K. Binder, *A Guide to Monte Carlo Simulations in Statistical Physics* (Cambridge University Press, Cambridge UK, 2000).
- [60] B. G. Baker, *J. Chem. Phys.* **45**, 2694 (1966).
- [61] F. Ree and D. Chesnut, *Phys. Rev. Lett.* **18**, 5 (1967).
- [62] M. L. Mehta, *J. Chem. Phys.* **60**, 2207 (1974).
- [63] R. Nisbet and I. Farquhar, *Physica* **73**, (1974).
- [64] E. Domany, M. Schick, J. Walker, and R. Griffiths, *Phys. Rev. B* **18**, 2209 (1978).
- [65] E. Aksenenko and Y. Shulepov, *J. Phys. A: Math. Gen.* **15**, 2515 (1982).
- [66] P. A. Slotte, *J. Phys. A* **16**, 2935 (1983).
- [67] D. A. Huckaby, *J. Stat. Phys.* **33**, 23 (1983).
- [68] E. Aksenenko and Y. Shulepov, *J. Phys. A: Math. Gen.* **17**, 2109 (1984).
- [69] J. Amar, K. Kaski, and J. D. Gunton, *Phys. Rev. B* **29**, 1462 (1984).
- [70] J.-S. Wang, P. Nielaba, and V. Privman, *Physica A* **199**, 527 (1993).
- [71] C. Uebing, *Physica A* **210**, 205 (1994).
- [72] M. Schmidt, L. Lafuente, and J. Cuesta, *J. Phys.: Condens. Matter* **15**, 4695 (2003).
- [73] N. Bartelt and T. Einstein, *Phys. Rev. B* **30**, 5339 (1984).
- [74] E. Müller-Hartmann and J. Zittarz, *Z. Phys. B* **27**, 261 (1977).
- [75] O. J. Heilmann and E. Praestgaard, *J. Phys. A: Math. Gen.* **7**, 1913 (1974).
- [76] J. Orban and D. van Belle, *J. Phys. A* **15**, L501 (1982).
- [77] A. Bellemans and J. Orban, *Phys. Rev. Lett.* **17**, 908 (1966).
- [78] R. M. Nisbet and I. E. Farquhar, *Physica* **76**, 283 (1974).
- [79] E. Eisenberg and A. Baram, *Europhys. Lett.* **71**, 900 (2005).
- [80] C. K. Hall and G. Stell, *Phys. Rev. A* **7**, 1679 (1973).
- [81] M. E. Fisher and A. Nihat Berker, *Phys. Rev. B* **26**, 2507 (1982).

- [82] R. J. Baxter, *Journal of Physics C: Solid State Physics* **6**, L445 (1973).
- [83] L. Mittag and M. J. Stephen, *Journal of Physics A: Mathematical, Nuclear and General* **7**, L109 (1974).
- [84] J. M. Kosterlitz and D. J. Thouless, *Journal of Physics C: Solid State Physics* **6**, 1181 (1973).
- [85] V. L. Berezinskii, *Zh. Eksp. Teor. Fiz* **61**, 1144 (1971).
- [86] V. L. Berezinskii, *Sov. Phys. - JETP* **34**, 610 (1971).
- [87] Y. Levin and K. A. Dawson, *Phys. Rev. A* **42**, 3507 (1990).
- [88] Y. Levin, *Phys. Rev. B* **43**, 10876 (1991).
- [89] J. V. José, L. P. Kadanoff, S. Kirkpatrick, and D. R. Nelson, *Phys. Rev. B* **16**, 1217 (1977).
- [90] D. R. Nelson, *Phys. Rev. B* **18**, 2318 (1978).
- [91] D. R. Nelson and B. I. Halperin, *Phys. Rev. B* **19**, 2457 (1979).
- [92] A. P. Young, *Phys. Rev. B* **19**, 1855 (1979).