

Diffusion Monte Carlo study of the equation of state of solid ortho-D₂

Francesco Operetto¹ and Francesco Pederiva^{1,2}

¹*Dipartimento di Fisica and INFN, Università di Trento,
via Sommarive, 14 I-38050 Povo, Trento, Italy*

²*CNR/INFN DEMOCRITOS National Simulation Center, Trieste, Italy*

(Dated: August 26, 2018)

Abstract

We present results of Diffusion Monte Carlo calculations for a system of solid ortho-D₂ at different densities, for pressure ranging from 0 up to 350MPa. We compare the equation of state obtained using two of the most used effective intermolecular potentials, *i. e.* the Silvera–Goldman and the Buck potentials, with experimental data, in order to assess the validity of the model interactions. The Silvera-Goldman potential has been found to provide a satisfactory agreement with experimental results, showing that, as opposed to what recently found for p-H₂, three-body forces can be efficiently accounted for by an effective two-body term.

PACS numbers: 67.80.Mg,67.80.-s

INTRODUCTION

Solid molecular hydrogen has been the subject of intense experimental and theoretical study over the years. However, the properties of bulk isotopic equivalents (like HD or D₂) were not investigated in comparable detail.

It is a common practice to describe molecules of para-hydrogen and isotopic equivalents as point particles interacting via a model potential which in some case includes terms which effectively account for three-body interactions, which are expected to be not negligible in these systems. The popular Silvera–Goldman (SG)[1] potential, which includes a $1/r^9$ term which mimicks a triple-dipole interaction, and the Buck[2, 3] potential, which is instead a pure two-body interaction, have been employed indifferently in theoretical works about p-H₂, while in the case of o-D₂ only the first one has been commonly used. However, in the case of p-H₂, we recently discovered by means of accurate Quantum Monte Carlo simulations that an explicit three-body term is necessary in order to correctly reproduce experimental data on pressure[4], . It is therefore interesting to investigate if the different mass plays a role in determining the necessity of including an explicit three-body force in the description of o-D₂. As already mentioned, both the Buck and the SG interactions are isotropic and therefore either completely neglect, or treat in an effective way the possible three body interactions acting among the molecules. This commonly used approximation is in principle justified by the fact that at T=0K the molecules of hydrogen and deuterium are considered to be in their rotational ground-state (J=0) and therefore the average interaction must have spherical symmetry. Three body interactions should therefore be a second order effect.

In this work we present the results of a systematic study of the equation of state of solid o-D₂ for pressures ranging from 0 (and slightly below) up to 350MPa performed by means of the Diffusion Monte Carlo algorithm, which gives for many Bosons the exact eigenvalue of the system, depending only on the chosen Hamiltonian. We compared the results of our simulations with the experimental measurements of the pressure. Only the SG potential is found to be capable to give a satisfactory description of the pressure–volume curve in the studied range of density. We can safely attribute this result to the presence in the potential of the repulsive extra-term which treats in an effective way the possible three body interactions acting among the molecules.

The next section of the paper will describe the methods used in our analysis. Section III

will present the results on energies, pressures and other ground state properties in o-D₂. Section IV is devoted to conclusions.

METHODS

We model a system of solid o-D₂ as a set of N point particles described by the following Hamiltonian:

$$\mathcal{H} = -\frac{\hbar^2}{2m} \sum_{i=1}^N \nabla_i^2 + \sum_{i<j} v_2(r_{ij}), \quad (1)$$

where $R = \{\mathbf{r}_1 \dots \mathbf{r}_N\}$ stands for the $3N$ coordinates of the molecules and $v_2(R)$ is the intermolecular potential. As already mentioned, we use two different molecule–molecule interaction v_2 , i.e. the Silvera–Goldman and the Buck potentials.

Diffusion Monte Carlo is a stochastic algorithm projecting the ground state of a many–body Bosonic system by starting from a variational ansatz for the many–body wavefunction $\Psi_T(R)$ and evolving the function $f(R, \tau) = \Psi_T(R)\Psi(R, \tau)$ in imaginary time $\tau = it$ according to the time–dependent Schrödinger equation:

$$-\frac{\partial f(R, \tau)}{\partial \tau} = -\frac{1}{2} \nabla^2 f(R, \tau) + \nabla \cdot [\mathbf{F}(R) f(R, \tau)] + [E_L(R) - E_T] f(R, \tau). \quad (2)$$

Here the *quantum force* F is defined as:

$$\mathbf{F}(R) = \nabla \ln [\Psi_T(R)] = \frac{\nabla \Psi_T(R)}{\Psi_T(R)} \quad (3)$$

and the coefficient of the *branching* term is defined in terms of the *local energy*:

$$E_L(R) = \frac{\mathcal{H}\psi_T(R)}{\Psi_T(R)}. \quad (4)$$

Under the assumption that

$$\langle \Psi(R, 0) | \phi_0 \rangle = \langle \Psi_T(R) | \phi_0 \rangle \neq 0, \quad (5)$$

in the limit of $\tau \rightarrow +\infty$ the distribution $f(R, \tau)$ becomes proportional to $\Psi_T(R)\phi_0(R)$.

In the actual simulation one evolves a population of N_w points in configuration space (*walkers*) drawn from the initial distribution $f(R, 0) = |\Psi_T|^2$ according the approximate

importance sampled Green's function (for details about the sampling algorithm see *e. g.* Ref. 5):

$$G(\mathbf{R}, \mathbf{R}', \Delta\tau) = G_0(\mathbf{R}, \mathbf{R}', \Delta\tau) \frac{\psi(\mathbf{R}')}{\psi(\mathbf{R})} \quad (6)$$

where

$$G_0(\mathbf{R}, \mathbf{R}', \Delta\tau) e^{-\frac{\Delta\tau}{2}V(\mathbf{R})} e^{\frac{(\mathbf{R}-\mathbf{R}')^2}{2D\Delta\tau}} e^{-\frac{\Delta\tau}{2}V(\mathbf{R}')}. \quad (7)$$

The propagation has to be iterated in order to achieve a propagation for an imaginary time τ such that the walkers evolved in the Monte Carlo are asymptotically sampled from $\Psi_T\phi_0$. In this situation the expectation value of the Hamiltonian itself computed as the average of the local energy $\mathcal{H}\psi(R)/\psi(R)$ on the sampled walkers becomes:

$$\langle \mathcal{H} \rangle = \frac{\int dR \Psi_T(R) \phi_0(R) \mathcal{H} \Psi_T(R) / \Psi_T(R)}{\int dR \Psi_T(R) \phi_0(R)} = E_0, \quad (8)$$

the lowest eigenvalue of the Hamiltonian. The computed estimate is exact at order $\Delta\tau$ and the results are largely independent of the choice of the trial wave function. Nevertheless, Ψ_T has to be variationally optimized, in order to reduce the variance on the estimate of the eigenvalue in the DMC calculation. We chose the popular Jastrow-Nosanow form

$$\psi_T(R) = \prod_{i<j} \exp\left[\frac{1}{2}u(r_{ij})\right] \prod_{i=1}^N \exp\left[-C(\mathbf{r}_i - \mathbf{S}_i)^2\right], \quad (9)$$

where the $\{\mathbf{S}_i\}$ are the coordinates of the lattice sites around which the molecules are confined.

The possibility of neglecting the symmetrization under exchange of molecules in the trial wavefunction has been already discussed in the case of solid p-H₂[4], justifying this ansatz also for solid o-D₂ which is expected to be even more localized than and p-H₂.

A series expansion of the Jastrow factor in equation (9) was used in order to improve the description of the two-body correlations in the system. The function $u(r)$ is the sum of a standard McMillan pseudopotential and of a correction term which has been expanded in terms of suitable basis functions:

$$u(r) = \left(\frac{b}{r}\right)^5 + \sum_n a_n \chi_n(r). \quad (10)$$

The basis functions χ_n (about 40) are the same used in Ref. 4 for analogous calculations in solid p-H₂:

$$\chi_n(r) = \begin{cases} \left\{1 - \cos\left[\frac{2\pi n}{L/2-r_c}(r - L/2)\right]\right\} r^{-5} & r > r_c \\ 0 & r \leq r_c \end{cases}. \quad (11)$$

The cutoff radius r_c allows to remove divergences for $r \rightarrow 0$ and therefore to avoid numerical instabilities in the optimization procedure. If such cutoff is small enough, it does not influence the value of the energy. In our calculations it has been taken equal to 1\AA . The parameters b , C and $\{a_n\}$ have been determined by following a reweighting scheme, which provides to alternate between VMC calculations of $\langle \mathcal{H} \rangle$ and minimization of a combination of the variance of the expectation value of the Hamiltonian, and of the expectation value itself on a set of sampled configurations.

For each density studied, DMC calculations have been performed projecting from the optimized trial function Ψ_T using different imaginary time-steps and populations of walkers, in order to check that the bias due to the use of a finite time-step and a limited number of walkers were both negligible compared to statistical errors affecting the results of the simulations. As well as the ground state energy, the configuration generated in the QMC simulations asymptotically sampling from $\Psi_T\phi_0$ can be used to evaluate the mixed estimator

$$\langle \mathcal{O} \rangle_{\text{mix}} = \frac{\langle \Psi_T | \mathcal{O} | \phi_0 \rangle}{\langle \Psi_T | \phi_0 \rangle} \simeq \frac{1}{N_w} \sum_{i=1}^{N_w} \frac{\mathcal{O} \Psi_T(R_i)}{\Psi_T(R_i)} \quad (12)$$

of any operator \mathcal{O} of interest. The mixed estimator coincides with the ground-state expectation value $\langle \phi_0 | \mathcal{O} | \phi_0 \rangle$ only if \mathcal{O} commutes with the Hamiltonian, otherwise one can obtain an estimate of the ground-state expectation by computing the extrapolated estimator $\langle \mathcal{O} \rangle_{\text{ext}} = 2\langle \mathcal{O} \rangle_{\text{mix}} - \langle \Psi_T | \mathcal{O} | \Psi_T \rangle / \langle \Psi_T | \Psi_T \rangle$. The bias affecting such estimate is of the second order in α , where $\phi_0 = \Psi_T + \alpha\Psi_\alpha$.

We performed simulations at different densities ($0.0194\text{\AA}^{-3} < \rho < 0.0430\text{\AA}^{-3}$) for two different lattices, face centered cubic (fcc) and hexagonal close packed (hcp). Simulation cell were set to accommodate $3 \times 3 \times 3$ elementary cubic cells for fcc, with a total of $N=108$ lattice sites, and $5 \times 3 \times 3$ elementary cells for a total of $N=180$ lattice sites for hcp. Periodic boundary conditions are also imposed in order to reduce finite-size effects. The molecule-molecule interaction is truncated at the edge of a sphere of radius equal to $L/2$, where L is the length of the shortest side of the cell. In order to avoid discontinuities in the Green's function used to sample the walkers, the potential was also shifted of a quantity $v(L/2)$. The contribution from the potential energy outside the sphere is estimated by integrating the potential in the $(L/2, +\infty]$ interval, assuming therefore a uniform pair correlation function of molecules beyond $L/2$. A similar procedure has been used for correcting the error due to the shift in the sphere of radius $L/2$.

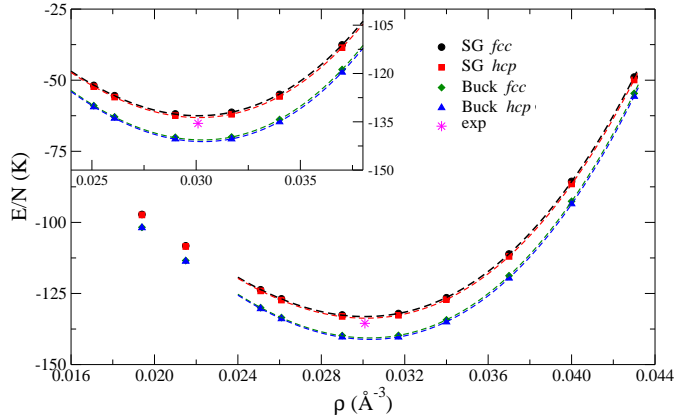


FIG. 1: Energy per particle (in K) in solid p-H₂ as a function of the density ρ , computed with different interactions. The curves represent the fits to the DMC results with Murnaghan-like curve. In the inset the region around the equilibrium density is expanded. The experimental point is taken from Ref. 6.

RESULTS

In Fig. 1 we report the results obtained for the equation of state in the density interval $0.0194\text{\AA}^{-3} < \rho < 0.0430\text{\AA}^{-3}$, for the SG and the Buck potentials. In the inset we report the expanded curves for density near the equilibrium one. The curves report the DMC results, which are found to be only slightly lower than the corresponding results obtained by optimizing the Jastrow factor in the wavefunction. We found that the difference between VMC and DMC results is less than 2.5K in all the range of density studied and depends only weakly on the density. This suggests that the trial wavefunction used is already quite accurate.

We fitted the computed DMC results of the energy per particle (Table I) by means of a modified Murnaghan curve:

$$\epsilon(\rho) = a + b\rho + c\rho^\gamma. \quad (13)$$

The coefficients and the minimum of the curves in the fcc and hcp crystal are reported in Table III. The only available experimental estimate of the sublimation heat at 0K for solid D₂ is -135.5K per molecule[6] and refers to solid normal D₂ (33% p-D₂), whose binding energy is expected to be slightly lower than that of o-D₂. The experimental value can be therefore considered only a lower bound for the binding energy of pure o-D₂. In the

| ρ | SG fcc | SG hcp | Buck fcc | Buck hcp |
|---------|------------|------------|------------|------------|
| 0.01940 | -97.21(1) | -97.37(3) | -101.73(2) | -101.91(2) |
| 0.02150 | -108.23(2) | -108.48(4) | -113.42(2) | -113.69(1) |
| 0.02509 | -123.70(2) | -124.09(2) | -129.99(1) | -130.38(2) |
| 0.02609 | -126.89(2) | -127.33(2) | -133.47(1) | -133.90(1) |
| 0.02900 | -132.55(2) | -133.08(2) | -139.81(2) | -140.33(1) |
| 0.03170 | -132.05(2) | -132.67(2) | -139.73(1) | -140.35(1) |
| 0.03400 | -126.49(3) | -127.14(1) | -134.30(1) | -135.03(2) |
| 0.03700 | -111.11(3) | -111.97(2) | -118.77(1) | -119.62(2) |
| 0.04000 | -85.59(3) | -86.50(3) | -92.58(1) | -93.50(2) |
| 0.04300 | -48.89(4) | -49.92(3) | -54.63(3) | -55.71(2) |

TABLE I: Energy per particle (in K) in solid o-D₂ computed with different interaction for fcc and hcp crystalline structure.

| ρ | 108 (SG) | 256 (SG) | 108 (Buck) | 256 (Buck) |
|---------|------------|------------|------------|------------|
| 0.02609 | -126.89(2) | -126.77(1) | -133.47(1) | -133.35(1) |
| 0.04300 | -48.89(4) | -48.52(2) | -54.63(3) | -54.33(3) |

TABLE II: Energy per particle (in K) in solid o-D₂ computed in fcc crystal using different number of molecules interacting via the Buck potential. Densities are in \AA^{-3} .

| | a | b | c | γ | ρ_0 | ϵ_0 |
|----------|---------|----------|----------------------|----------|------------|--------------|
| SG fcc | 80.4313 | -9932.81 | $1.81514 \cdot 10^7$ | 3.50150 | 0.03009(1) | -133.12(4) |
| SG hcp | 79.9612 | -9912.63 | $1.86138 \cdot 10^7$ | 3.51105 | 0.03014(1) | -133.69(4) |
| Buck fcc | 85.0026 | -10397.5 | $2.04201 \cdot 10^7$ | 3.52878 | 0.03028(1) | -140.63(4) |
| Buck hcp | 83.5366 | -10313.4 | $2.16255 \cdot 10^7$ | 3.55035 | 0.03033(1) | -141.14(4) |

TABLE III: Coefficients of the equation of state (Eq. 13) fitted to DMC simulation results and computed equilibrium energy and equilibrium density. The equilibrium energies ϵ_0 are given in Kelvin; the equilibrium densities ρ_0 are given in \AA^{-3} . Units of the parameters a , b and c are expressed accordantly.

case of molecular hydrogen, the difference in energy between normal and pure p-H₂ is less than 4% [3, 6]. The computed DMC values for o-D₂ at equilibrium density of o-D₂ using the Buck potential ($E/N = -140.63\text{K}$ and $E/N = -141.14\text{K}$ for the fcc and hcp crystal respectively) are found to be about 5K below the experimental result. Such result confirms that employing an effective potential which completely neglects tree-body interactions, like the Buck one, leads to an overestimate of the binding energy of the system, as found in the case of ⁴He [7] and p-H₂ [4]. On the other hand the SG potential gives results about 2K above the experimental lower bound. This discrepancy is due to the effective triple-dipole term proportional to $1/r^9$, which is repulsive, and which therefore tends to increase the energy per particle. If we suppose that this effective term tends to overestimate the equilibrium energy as in the case of p-H₂, we can estimate the difference between the value found for the GS potential and the right value to be less than 2%.

In both the cases the hcp lattice turns out to be always stable with respect to the fcc one. The equilibrium density computed by means of the SG potential has been found in better agreement with experimental finding $\rho_0 = 0.03009\text{\AA}^{-3}$ of Ref. 8.

In Tab. II we also reported some results of simulations performed in the fcc crystal using 256 molecules arranged on $4 \times 4 \times 4$ elementary cells. The bias affecting the estimates of the energy due to the finite size of the simulation box have been found negligible in comparison with the energetic differences provided by the choice of different potentials. The energy gap between fcc and hcp lattice seems to slightly increase if the fcc lattice with 256 sites is taken into account.

The pressure as a function of the density was then obtained from the fitted curves by means of the following expression:

$$P(\rho) = \rho^2 \left[\frac{\partial \epsilon(\rho)}{\partial \rho} \right]_T. \quad (14)$$

The computed curves for the pressure are reported in Fig. 2, and compared with the experimental results of Ref. 8 for pure o-D₂. At low densities the curves obtained the two potentials tend to overlap and provide only a slight underestimation of the experimental pressure. For densities $\rho > 0.037\text{\AA}^{-3}$ the curve given by the Buck potential tends clearly to overestimate the pressure, while the SG potential seems to be capable to keep a much better agreement with experimental data, although the density dependence of the pressure indicates that the pressure would tend to be overestimated at higher densities. It can be

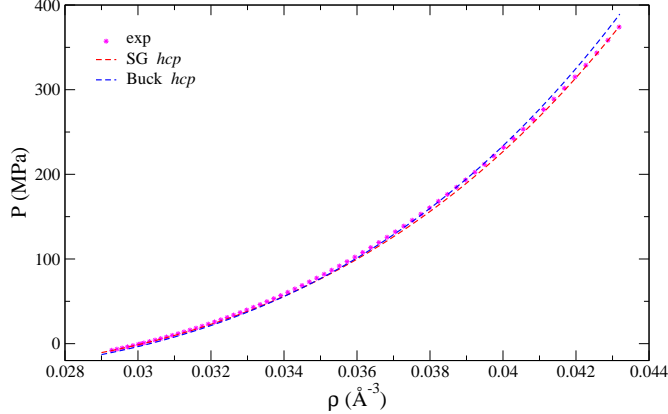


FIG. 2: Pressure as a function of the density ρ in solid p-H₂ computed with different interactions. Curves for fcc and hcp are almost indistinguishable. The experimental points are taken from Ref.8

expected that at high densities the effects of many body terms in the potential become more important, but the the triple-dipole effective term in the SG potential seems to be capable to take into account most of the many-body effects on the pressure curve.

The energy gap between the Buck and SG potential can be therefore considered as a first estimate of the contribution of three body terms to the potential, That contribution, ranging from 3 to 7K, represents about the 4% of the absolute vaule of the two-body potential energy in all the range of studied density. In the case of solid p-H₂, indeed, the contribution of the three body term, although comparable, represents from 4% up to the 12% of the two-body potential energy. depending on the density, leading to much stronger effects on the P-V curve, which have to be kept into account by adding an explicit Axilrod-Teller three-body term to the potential[4]. The smaller relative influence of the many-body terms on the equation of state of o-D₂ is to attribute to its heavier mass, which tends to keep the molecules more localized and therefore to increase the two-body potential energy.

The many-body effects in o-D₂ are stronger than of ⁴He, although they have the same mass: the energetic contribution of the three-body potential in ⁴He was estimated to be less than 1.2% of the absolute value of the two-body potential energy at densities from 0.02934Å⁻³ to 0.03527Å⁻³.

Once the equation of state $e(\rho)$ is known, it is possible to calculate the isothermal compressibility, defined as:

$$\kappa(\rho) = \frac{1}{\rho} \left[\frac{\partial \rho}{\partial P} \right]_T. \quad (15)$$

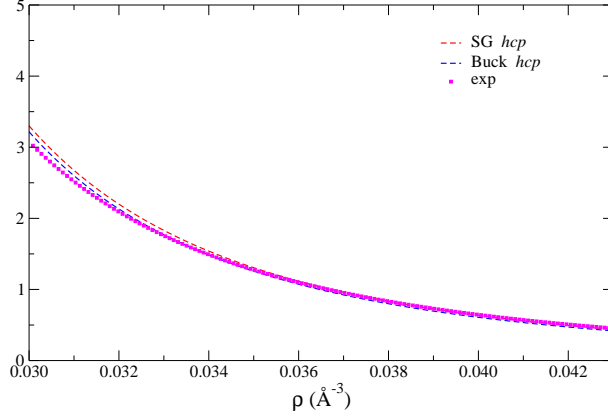


FIG. 3: Compressibility in molecular p-H₂ computed using the SG and the Buck interactions. Curves for fcc and hcp are almost indistinguishable

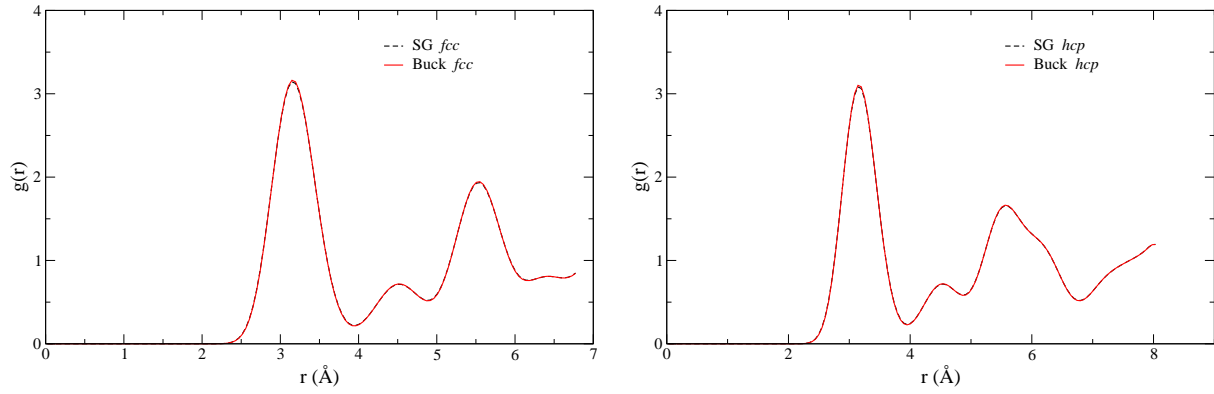


FIG. 4: Pair distribution function in solid p-H₂ computed using the SG and the Buck potentials at density $\rho=0.04300\text{\AA}^{-3}$ both in the fcc and in the hcp crystal.

In Fig. 3 the results for the compressibility yielded by the two potentials are compared with the corresponding experimental value obtained by fitting the pressure curve of Ref. 8. Both potentials provide a rather good agreement with experimental data except at the lowest densities, as expected due the bigger relative discrepancy between experimental and calculated values of the pressure that arises when the pressure tends to vanish. In order to investigate the effects of the choice of different models of intermolecular potentials on the local structure of the o-D₂ solid we computed the pair distribution function:

$$g(r) = \left\langle \sum_{i \neq j} \delta(r_{ij} - r) \right\rangle. \quad (16)$$

Results for the computation of the function $g(r)$ are reported in Fig. 4. For all the range of density studied the curves obtained employing the SG and the Buck potential are

almost indistinguishable from each other, giving an indication that the effects of the choice of different models of interaction on the structural properties of the crystal of o-D₂ are negligible, as already found also for solid p-H₂.

CONCLUSIONS

We present the results of a systematic comparison of ground state properties of solid o-D₂ computed with the two most used interactions, the Buck and the Silvera–Goldman potential. Only the last one is capable to give a satisfactory description of the pressure–volume curve. We attribute this result to the presence in the potential of a repulsive extra-term which treats in an effective way the possible three body interactions acting among the molecules.

No evident structural differences have been found by changing interaction model.

ACKNOWLEDGMENTS

We are grateful to C.J.Umrigar and P.Nightingale for providing us the Levemberg-Marquardt minimization code used for optimizing the parameters in the variational wave function.

Calculations have been performed on the HPC facility BEN at ECT* in Trento.

-
- [1] I. F. Silvera and V. V. Goldman, *J. Chem. Phys.* **69**, 4209 (1978).
 - [2] U. Buck, F. Huisken, A. Kohlhase, D. Otten, and J. Schaefer, *J. Chem. Phys.* **78**, 4439 (1983).
 - [3] M. J. Norman, R. O. Watts, and U. Buck, *J. Chem. Phys.* **81**, 3500 (1984).
 - [4] F. Operetto and F. Pederiva, *Phys Rev. B* **73**, 184124 (2006).
 - [5] A. Sarsa, J. Boronat, and J. Casulleras, *J. Chem. Phys.* **116**, 5956 (2002).
 - [6] O. Schnepf, *Phys. Rev. A* **2**, 2574 (1970).
 - [7] S. Ujevic and S. A. Vitiello, *Phys. Rev. B* **119**, 8482 (2003).
 - [8] A. Driessen, J. A. de Waal, and I. F. Silvera, *J. Low Temp. Phys.* **34**, 255 (1979).