

# A multiband envelope function model for quantum transport in a tunneling diode

Omar Morandi<sup>1,\*</sup> and Michele Modugno<sup>2</sup>

<sup>1</sup> *Dipartimento di Elettronica e Telecomunicazioni, Università di Firenze,  
Via S. Marta 3, 50139 Firenze, Italy*

<sup>2</sup> *LENS, Dipartimento di Fisica and INFN, Università di Firenze,  
Via Nello Carrara 1, 50019 Sesto Fiorentino, Italy*

(Dated: August 30, 2021)

We present a simple model for electron transport in semiconductor devices that exhibit tunneling between the conduction and valence bands. The model is derived within the usual Bloch-Wannier formalism by a  $k$ -expansion, and is formulated in terms of a set of coupled equations for the electron envelope functions. Its connection with other models present in literature is discussed. As an application we consider the case of a Resonant Interband Tunneling Diode, demonstrating the ability of the model to reproduce the expected behaviour of the current as a function of the applied voltage.

PACS numbers: 85.30.Mn, 73.40.-c

## I. INTRODUCTION

In recent years there has been a growing interest for semiconductor devices characterized by tunneling effects between different bands, as the Resonant Interband Tunneling Diode (RITD) [1]. This kind of diode belongs to the class of heterostructures that show a negative differential resistance in a certain range of the applied voltage, like the widely employed RTD (Resonant Tunneling Diode) [2, 3]. However, differently from the latter where the electronic current flows within a single band, the remarkable feature of a RITD is the possibility to achieve a sharp coupling between “conduction” and “valence” states, allowing an interband current which becomes the main transport phenomena in the resonant region.

The description of electron transport in such quantum devices hence requires multiband models capable to account for tunneling mechanisms between different bands induced by the heterostructure design and the applied external bias.

In the literature, different methods are currently employed for characterizing the band structures and the electronic or optical properties of these heterostructures, such as envelope functions methods based on the effective mass theory [4, 5, 6], tight-binding [7, 8] and pseudopotential [9] methods. In addition, various mathematical tools are employed to exploit the multiband quantum dynamics underlying the previous models: the Schrödinger-like models [10], the nonequilibrium Green’s function [11, 12], the Wigner function approach [13, 14, 15], and recently the hydrodynamics multiband formalisms [16, 17].

All of these methods rely on some common approximations to account for the effects of a non-uniform band profile on the electron dynamics. In particular, in the usual “ $\mathbf{k} \cdot \mathbf{P}$ ” approach [18], one starts by defining the Hamil-

tonian matrix of the bulk (in  $\mathbf{k}$ -space), and then allows the physical parameters (typically the band eigenvalues or the Luttinger-Kohn parameters [19]) to have some  $\mathbf{x}$ -dependence in order to describe the position-dependent properties of the heterostructure. In this approach care must be taken to preserve the self-jointness of Hamiltonian matrix, so appropriate quantization rules are needed [20]. In this way, the electrical fields arising from the band edge offset among different layers are not included from the beginning in the derivation of the model, but appear only at the macroscopic level (i.e. at the level of envelope functions). Indeed, in the previous approximation technique, the  $\mathbf{x}$ -dependence of the unperturbed Hamiltonian matrix elements, generates a “mean effective electric field” acting on the envelope functions, which is not present at the microscopic level.

A different approach has been proposed in [21] where a local “modified Wannier basis” is chosen to include the inhomogeneity directly into the basis elements. Unfortunately, in this case the equations of motion of the envelope functions depend on the change of the Bloch functions across the interfaces (that are implicitly neglected in the previous procedure) and such an evaluation can result in a very difficult task.

In this paper we introduce a different strategy, describing the band edge offsets by means of external potentials applied to the bulk structure. This allows us to treat on the same footing both the electrostatic potential generated by the charge distribution in the device and the heterostructure design of band edges, in order to highlight the role played by the heterostructure potential in the interband tunneling process.

Within this framework we derive a hierarchy of multiband models obtained by means of a  $k$ -expansion, where the momentum  $k$  plays the role of asymptotic parameter as in the usual “ $\mathbf{k} \cdot \mathbf{P}$ ” approach. The starting point is the single electron Bloch representation, that here we consider for simplicity for the case of non degenerate bands and constant band gaps. Then, after the  $k$ -expansion, the electron wavefunction is projected on the Wannier

---

\*Electronic address: omar.morandi@unifi.it

basis, yielding a set of coupled Schrödinger equations for the electron envelope functions in definite energy bands.

These equations share some similarities with those of the well known Kane [22] and Luttinger-Kohn (LK) [19] models. However, a key difference is the choice of the basis elements. Indeed, since in a uniform crystal the Wannier functions of a given energy band are related to the Bloch functions of the same band by a unitary transformation, this allows us to give a simple physical insight to the envelope functions. Differently, since the Kane model arises from a unitary transformation of only the periodic part of the Bloch functions, the generic element of the Kane basis is nondiagonal in the Bloch band index  $n$ , and envelope functions related to different “band” indices turn out to be coupled even in absence of any applied potential, therefore lacking of a direct physical interpretation.

The LK model instead is a multiband effective mass model obtained from the latter by an additional quasi-unitary transformation that removes the spurious inter-band coupling to first order in  $k$ . However, since the LK approach is devoted to describe intraband effects, the coupling due to the external field is generally neglected.

As an application of the present approach we consider the case of a two-band RITD, showing that the model is able to reproduce the expected behaviour of the current as a function of the applied voltage.

The paper is organized as follows. In the next section we discuss the derivation of the model and the approximations employed; then in Sec. III we analyze differences and analogies with the Kane [22] and Luttinger-Kohn [19] models. Finally, in Sec. IV we work out explicitly the case of a RITD, investigating its current-voltage characteristic curve.

## II. DERIVATION OF THE MODEL

Let us consider an electron of mass  $m$  immersed in a crystal lattice described by the periodic potential  $V_L$ , in the presence of an additional external potential  $U$  that will be treated as a perturbation. The evolution of the electron wavefunction  $\Psi(\mathbf{x}, t)$  is given by the solution of the Schrödinger equation

$$i\hbar\partial_t\Psi(\mathbf{x}, t) = \left[ -\frac{\hbar^2}{2m}\nabla^2 + V_L(\mathbf{x}) + U(\mathbf{x}) \right] \Psi(\mathbf{x}, t). \quad (1)$$

The eigenfunction of the unperturbed Hamiltonian  $H_0 = -(\hbar^2/2m)\nabla^2 + V_L$  are Bloch functions  $\psi_n(\mathbf{k}, \mathbf{x})$  (see e.g. [18])

$$H_0\psi_n(\mathbf{k}, \mathbf{x}) = E_n(\mathbf{k})\psi_n(\mathbf{k}, \mathbf{x}) \quad (2)$$

and form a complete set with the orthonormality condition

$$\int_x \psi_n^*(\mathbf{k}, \mathbf{x})\psi_{n'}(\mathbf{k}', \mathbf{x}) = \delta(\mathbf{k}-\mathbf{k}')\delta_{nn'} \quad (3)$$

$n$  being the band index and  $\mathbf{k}$  the electron quasimomentum. Eq. (1) can be transformed in momentum space by means of standard textbook methods [23, 24] that we review here below for completeness. According to the Bloch theorem the Bloch functions  $\psi_n(\mathbf{k}, \mathbf{x})$  can be written as

$$\psi_n(\mathbf{k}, \mathbf{x}) = e^{i\mathbf{k}\cdot\mathbf{x}}u_n(\mathbf{k}, \mathbf{x}) \equiv \langle \mathbf{x}|n, \mathbf{k} \rangle \quad (4)$$

where the functions  $u_n(\mathbf{k}, \mathbf{x})$  have the same periodicity of the lattice potential and are normalized according to

$$\frac{(2\pi)^3}{\Omega} \int_{cell} u_n^*(\mathbf{k}, \mathbf{x})u_{n'}(\mathbf{k}, \mathbf{x}) = \delta_{nn'}. \quad (5)$$

A generic solution of Eq. (1) can be expanded as

$$\Psi(\mathbf{x}, t) = \sum_n \int_k \varphi_n(\mathbf{k}, t)\psi_n(\mathbf{k}, \mathbf{x}) \quad (6)$$

where  $\mathbf{k}$  runs over the first Brillouin zone; then the expansion coefficients satisfy the following equation (hereinafter we omit the time dependence to simplify the notation)

$$i\hbar\partial_t\varphi_n(\mathbf{k}) = E_n(\mathbf{k})\varphi_n(\mathbf{k}) + \sum_{n'} \int_{k'} \langle n, \mathbf{k}|U|n', \mathbf{k}' \rangle \varphi_{n'}(\mathbf{k}'). \quad (7)$$

By exploiting the periodicity of the  $u_n(\mathbf{k}, \mathbf{x})$  functions the expectation value of the external potential  $U$  can be rewritten as [18]

$$\begin{aligned} \langle n, \mathbf{k}|U|n', \mathbf{k}' \rangle &= \int_x e^{i(\mathbf{k}'-\mathbf{k})\cdot\mathbf{x}}u_n^*(\mathbf{k}, \mathbf{x})u_{n'}(\mathbf{k}', \mathbf{x})U(\mathbf{x}) \\ &= \sum_l B_l(n, n', \mathbf{k}, \mathbf{k}') \int_x e^{i(\mathbf{k}'-\mathbf{k}-\mathbf{K}_l)\cdot\mathbf{x}}U(x) \\ &= (2\pi)^3 \sum_l B_l\tilde{U}(\mathbf{k}'-\mathbf{k}-\mathbf{K}_l) \end{aligned} \quad (8)$$

$\mathbf{K}_l$  being a reciprocal lattice vector, and  $\tilde{U}$  the Fourier transform of  $U$ .

At this point, following [24], we assume the potential  $U$  to be nearly constant over a single lattice cell, so that only the zero momentum Fourier component give a relevant contribution

$$\langle n, \mathbf{k}|U|n', \mathbf{k}' \rangle \simeq (2\pi)^3 B_0\tilde{U}(\mathbf{k}'-\mathbf{k}) \quad (9)$$

where  $B_0$  can be expressed as

$$B_0 = \frac{1}{\Omega} \int_{cell} u_n^*(\mathbf{k}, \mathbf{x})u_{n'}(\mathbf{k}', \mathbf{x}) \equiv \langle u_{n, \mathbf{k}}|u_{n', \mathbf{k}'} \rangle \quad (10)$$

$\Omega$  being the volume of a single cell.

Let us now evaluate explicitly the coefficients  $B_0$ , by considering separately the case  $n = n'$  and  $n \neq n'$ . In the former case it is easy to show from Eq. (3) that

$$B_0(n, n, \mathbf{k}, \mathbf{k}') = 1/(2\pi)^3 \quad (11)$$

with the assumption that both  $\mathbf{k}$  and  $\mathbf{k}'$  lie within the first Brillouin zone so that their difference is not a reciprocal lattice vector [18].

The case  $n \neq n'$  can be carried out by considering the eigenvalue equation for the  $u_n(\mathbf{k}, \mathbf{x})$  functions

$$\bar{H}_0(\mathbf{k})|u_{n,\mathbf{k}}\rangle = E_n(\mathbf{k})|u_{n,\mathbf{k}}\rangle \quad (12)$$

where we have defined  $\bar{H}_0(\mathbf{k})$  as ( $\hat{\mathbf{p}} \equiv -i\hbar\nabla$ )

$$\bar{H}_0(\mathbf{k}) \equiv \frac{1}{2m}(\hat{\mathbf{p}} + \hbar\mathbf{k})^2 + V_L(\mathbf{x}) \quad (13)$$

Then, by left multiplying Eq. (12) by  $\langle u_{n',\mathbf{k}'}|$  and using the equivalence

$$\bar{H}_0(\mathbf{k}) = \bar{H}_0(\mathbf{k}') + \frac{\hbar^2}{2m}(k^2 - k'^2) + \frac{\hbar}{m}\hat{\mathbf{p}} \cdot (\mathbf{k} - \mathbf{k}') \quad (14)$$

we get

$$B_0(n, n' \neq n, \mathbf{k}, \mathbf{k}') = \frac{\hbar}{m}(\mathbf{k} - \mathbf{k}') \frac{\mathbf{P}_{nn'}(\mathbf{k}, \mathbf{k}') / (2\pi)^3}{\Delta E_{nn'}(\mathbf{k}, \mathbf{k}')} \quad (15)$$

with the momentum matrix elements  $P_{nn'}(\mathbf{k}, \mathbf{k}')$  defined by

$$\mathbf{P}_{nn'}(\mathbf{k}, \mathbf{k}') \equiv \frac{(2\pi)^3}{\Omega} \int_{\text{cell}} u_n^*(\mathbf{k}, \mathbf{x})(-i\hbar\nabla)u_{n'}(\mathbf{k}', \mathbf{x}) \quad (16)$$

and

$$\Delta E_{nn'}(\mathbf{k}, \mathbf{k}') \equiv E_n(\mathbf{k}) - E_{n'}(\mathbf{k}') - \frac{\hbar^2}{2m}(k^2 - k'^2) \quad (17)$$

Finally, the equation (7) for the expansion coefficients can be rewritten as

$$i\hbar\partial_t\varphi_n(\mathbf{k}) = E_n(\mathbf{k})\varphi_n(\mathbf{k}) + \int_{\mathbf{k}'} \tilde{U}(\mathbf{k} - \mathbf{k}')\varphi_n(\mathbf{k}') \quad (18)$$

$$+ \frac{\hbar}{m} \sum_{n' \neq n} \int_{\mathbf{k}'} \frac{\mathbf{P}_{nn'}(\mathbf{k}, \mathbf{k}')}{\Delta E_{nn'}(\mathbf{k}, \mathbf{k}')} (\mathbf{k} - \mathbf{k}') \tilde{U}(\mathbf{k} - \mathbf{k}') \varphi_{n'}(\mathbf{k}')$$

where it is easy to identify the single band dynamics (first line) and the interband coupling (second line). This equation is so far very general and relies on the only assumption that the external potential  $U$  as no appreciable variation on the scale of a single lattice cell (see Eq. (9)).

Let us now transform back the above equation in coordinate space; this can be achieved by projection on the Wannier basis

$$\Psi(\mathbf{x}) = \sum_n \sum_{\mathbf{R}_i} \chi_n(\mathbf{R}_i) \phi_n^W(\mathbf{x} - \mathbf{R}_i) \quad (19)$$

where the Wannier basis functions satisfy the orthogonality relation

$$\int_x \phi_n^{W*}(\mathbf{x} - \mathbf{R}_i) \phi_{n'}^W(\mathbf{x} - \mathbf{R}_j) = \delta_{nn'} \delta_{ij} \quad (20)$$

and can be expressed in terms of Bloch functions as

$$\phi_n^W(\mathbf{x} - \mathbf{R}_i) = \sqrt{\frac{\Omega}{(2\pi)^3}} \int_{\mathbf{k}} \psi_n(\mathbf{k}, \mathbf{x} - \mathbf{R}_i). \quad (21)$$

The use of the Wannier basis has two advantages: (i) the amplitudes  $\chi_n(\mathbf{R}_i)$ , that play the role of envelope functions on the new basis (see Eq. (19)), can be obtained from the Bloch coefficients in Eq. (18) by a simple Fourier transform

$$\chi_n(\mathbf{R}_i) = \sqrt{\frac{\Omega}{(2\pi)^3}} \int_{\mathbf{k}} \varphi_n(\mathbf{k}) e^{i\mathbf{k} \cdot \mathbf{R}_i}; \quad (22)$$

(ii) they can be interpreted as the actual wave function of an electron in the  $n$ th band if one is interested in ‘‘macroscopic’’ properties of the system on a scale much larger than the lattice spacing (that is equivalent to average on a scale of the order of the lattice cell). For example, by using the completeness of the Wannier basis in Eq. (20), the density and current distributions can be expressed as

$$\bar{\rho}_i \equiv \langle \rho(\mathbf{x}) \rangle_{\text{cell}-i} \simeq \sum_n |\chi_n(\mathbf{R}_i)|^2 \quad (23)$$

$$\bar{\mathbf{J}}_i \equiv \langle \mathbf{J}(\mathbf{x}) \rangle_{\text{cell}-i} \simeq \frac{\hbar}{im} \text{Im} \sum_n [\chi_n^*(\mathbf{R}_i) \nabla \chi_n(\mathbf{R}_i)] \quad (24)$$

Since the functions  $\chi_n(\mathbf{R}_i)$  are in principle defined only at the lattice sites, it is convenient to follow the approach of [25] and perform the limit to the continuum by extending the dependence of the  $\chi_n(\mathbf{R}_i)$  to the whole space ( $\mathbf{R}_i \rightarrow \mathbf{x}$ ). This yields the following expressions for the cell-averaged charge and current densities

$$\bar{\rho}(\mathbf{x}) \simeq \sum_n |\chi_n(\mathbf{x})|^2 \quad (25)$$

$$\bar{\mathbf{J}}(\mathbf{x}) \simeq \frac{\hbar}{im} \text{Im} \sum_n [\chi_n^*(\mathbf{x}) \nabla \chi_n(\mathbf{x})] \quad (26)$$

Then, by using standard properties of the Fourier transform, Eq. (18) can be formally written in coordinate space as

$$i\hbar\partial_t\chi_n(\mathbf{x}) = E_n(-i\hbar\nabla)\chi_n(\mathbf{x}) + U(\mathbf{x})\chi_n(\mathbf{x})$$

$$+ \frac{\hbar}{m} \sum_{n' \neq n} \sqrt{\frac{\Omega}{(2\pi)^3}} \int_{\mathbf{k}} e^{i\mathbf{k} \cdot \mathbf{x}} \int_{\mathbf{k}'} \frac{\mathbf{P}_{nn'}(\mathbf{k}, \mathbf{k}')}{\Delta E_{nn'}(\mathbf{k}, \mathbf{k}')} \cdot (\mathbf{k} - \mathbf{k}') \tilde{U}(\mathbf{k} - \mathbf{k}') \varphi_{n'}(\mathbf{k}') \quad (27)$$

This equation is equivalent to the generalized form of the Wannier equations of Ref. [25], with the advantage of having the interband term written in a more transparent form in terms of its Fourier components. This expression allows for a simple manipulation of the above equation, that for practical use, has to be further simplified. The simplest approach is to adopt the following standard approximations [26], assuming that

- i) the energy spectrum is of simple form with minima/maxima of each band at some point  $\mathbf{k} = \mathbf{k}_0$  in the first Brillouin zone;
- ii) the  $\varphi_n(\mathbf{k})$  functions are localized on a small region of  $\mathbf{k}$  space around  $\mathbf{k} = \mathbf{k}_0$  during the whole evolution of the system.

For convenience in the notations, and without loss of generality, in the rest of the paper we will set  $\mathbf{k}_0 = 0$ . Then, let us consider the term  $\mathbf{P}_{nn'}(\mathbf{k}, \mathbf{k}')/\Delta E_{nn'}(\mathbf{k}, \mathbf{k}')$  that characterizes the interband coupling; to first order in  $k, k'$  we can write

$$\frac{\mathbf{P}_{nn'}(\mathbf{k}, \mathbf{k}')}{\Delta E_{nn'}(\mathbf{k}, \mathbf{k}')} = \frac{\mathbf{P}_{nn'}}{\Delta E_{nn'}} + \frac{1}{\Delta E_{nn'}} (\mathbf{k} \cdot \nabla_{\mathbf{k}} \mathbf{P}_{nn'} + \mathbf{k}' \cdot \nabla_{\mathbf{k}'} \mathbf{P}_{nn'}) + O(k^2) \quad (28)$$

where to simplify the notation we have defined  $\Delta E_{nn'} = \Delta E_{nn'}(\mathbf{0}, \mathbf{0}) = E_n(\mathbf{0}) - E_{n'}(\mathbf{0}) \equiv E_n - E_{n'}$ ,  $\mathbf{P}_{nn'} = \mathbf{P}_{nn'}(\mathbf{0}, \mathbf{0})$ , and we have used the fact that the energies do not contain first order terms in  $\mathbf{k}$  (see (ii)).

The first derivatives in Eq. (28) can be evaluated by using the relation

$$\nabla_{\mathbf{k}} u_n(\mathbf{k}, \mathbf{x}) = \frac{\hbar}{m} \sum_{n' \neq n} u_{n'}(\mathbf{k}, \mathbf{x}) \frac{\mathbf{P}_{n'n}(\mathbf{k}, \mathbf{k})}{E_n(\mathbf{k}) - E_{n'}(\mathbf{k})} \quad (29)$$

that can be obtained by differentiation Eq. (12) with respect to  $\mathbf{k}$ , and projecting the term  $\nabla_{\mathbf{k}} u_n(\mathbf{k}, \mathbf{x})$  on the  $u_n(\mathbf{k}, \mathbf{x})$  basis [25]. Then a straightforward calculation yields

$$\nabla_{\mathbf{k}} \mathbf{P}_{nn'} = \frac{\hbar}{m} \sum_{n'' \neq n} \frac{\mathbf{P}_{nn''} \mathbf{P}_{n''n'}}{E_n - E_{n''}} \equiv M_{nn'} \quad (30)$$

$$\nabla_{\mathbf{k}'} \mathbf{P}_{nn'} = \frac{\hbar}{m} \sum_{n'' \neq n'} \frac{\mathbf{P}_{nn''} \mathbf{P}_{n''n'}}{E_{n'} - E_{n''}} = M_{n'n}^* \quad (31)$$

where  $\mathbf{P}_{n'n}^*(\mathbf{k}, \mathbf{k}') = \mathbf{P}_{nn'}(\mathbf{k}, \mathbf{k}')$ . The last term of Eq. (27) then becomes

$$\begin{aligned} & \int_{k'} \frac{\mathbf{P}_{nn'}(\mathbf{k}, \mathbf{k}')}{\Delta E_{nn'}(\mathbf{k}, \mathbf{k}')} \cdot (\mathbf{k} - \mathbf{k}') \tilde{U}(\mathbf{k} - \mathbf{k}') \varphi_{n'}(\mathbf{k}') = \quad (32) \\ & \frac{\hbar}{m} \sum_{n' \neq n} \frac{\mathbf{P}_{nn'}}{\Delta E_{nn'}} \int_{k'} (\mathbf{k} - \mathbf{k}') \tilde{U}(\mathbf{k} - \mathbf{k}') \varphi_{n'}(\mathbf{k}') \\ & + \frac{\hbar}{m} \sum_{n' \neq n} \frac{M_{n'n}^*}{\Delta E_{nn'}} \int_{k'} (\mathbf{k} - \mathbf{k}') \tilde{U}(\mathbf{k} - \mathbf{k}') \mathbf{k}' \varphi_{n'}(\mathbf{k}') \\ & + \mathbf{k} \frac{\hbar}{m} \sum_{n' \neq n} \frac{M_{nn'}}{\Delta E_{nn'}} \int_{k'} (\mathbf{k} - \mathbf{k}') \tilde{U}(\mathbf{k} - \mathbf{k}') \varphi_{n'}(\mathbf{k}') + o(k^2) \end{aligned}$$

This expression allows us to write Eq. (27) as

$$\begin{aligned} i\hbar \partial_t \chi_n(\mathbf{x}) &= E_n(-i\hbar \nabla) \chi_n(\mathbf{x}) + U(\mathbf{x}) \chi_n(\mathbf{x}) - i \nabla U(\mathbf{x}) \frac{\hbar}{m} \sum_{n' \neq n} \frac{\mathbf{P}_{nn'}}{\Delta E_{nn'}} \chi_{n'}(\mathbf{x}) \\ & - \nabla U(\mathbf{x}) \frac{\hbar}{m} \sum_{n' \neq n} \frac{M_{n'n}^*}{\Delta E_{nn'}} \nabla \chi_{n'}(\mathbf{x}) - \frac{\hbar}{m} \sum_{n' \neq n} \frac{M_{nn'}}{\Delta E_{nn'}} [\nabla^2 U(\mathbf{x}) \chi_{n'}(\mathbf{x}) + \nabla U(\mathbf{x}) \nabla \chi_{n'}(\mathbf{x})] \end{aligned} \quad (33)$$

The above equation represents the main result of this paper. It describes the evolution of the Wannier envelope functions by fully including the effects of the periodic potential and accounting for the interband coupling due to the perturbation potential  $U$  up to second order in  $k$ . Eq. (33) can be further simplified by means of the usual effective mass approximation that amounts to retaining only up to quadratic terms in  $k$  in the kinetic operator. In general this corresponds to replace the bare mass by a  $3 \times 3$  mass tensor  $m_{ij}^*$  [23]; in the special case of an isotropic periodic potential or for a one-dimensional system as we will consider later, one simply gets

$$E_n(\mathbf{k}) = E_n + \frac{\hbar^2 k^2}{2m_n^*} + O(k^3). \quad (34)$$

### III. COMPARISON WITH OTHER $\mathbf{k} \cdot \mathbf{P}$ MODELS

Let us now discuss the connection of the model in Eq. (33) with other two “ $\mathbf{k} \cdot \mathbf{P}$ ” models, namely the Kane and Luttinger-Kohn (LK) models [19, 22], which are widely used both to estimate the band diagram in semiconductor and the transmission coefficients of interband devices [27, 29].

The Kane model is based on the following choice of the basis elements

$$\langle \mathbf{x} | n, \mathbf{k} \rangle_{Ka} \equiv e^{i\mathbf{k} \cdot \mathbf{x}} u_n(\mathbf{0}, \mathbf{x}), \quad (35)$$

that form a complete orthonormal set, and can be used to expand the electron wave function  $\Psi$  in a similar way of what shown in the previous section. On this basis the Schrödinger equation takes the form

$$i\hbar \partial_t \varphi_n(\mathbf{k}) = \sum_{n'} \int_{k'} \mathcal{H}_{nn'}^{Ka}(\mathbf{k}, \mathbf{k}') \varphi_{n'}(\mathbf{k}') \quad (36)$$

where the hamiltonian matrix elements are

$$\begin{aligned} \mathcal{H}_{nn'}^{Ka}(\mathbf{k}, \mathbf{k}') &\equiv \langle n, \mathbf{k} | H_0 + U | n', \mathbf{k}' \rangle_{Ka} \\ &= \left[ \left( E_n + \frac{\hbar^2 k^2}{2m_0} \right) \delta_{nn'} + \frac{\hbar}{m_0} \mathbf{k} \cdot \mathbf{P}_{nn'} \right] \delta(\mathbf{k} - \mathbf{k}') \\ &\quad + \tilde{U}(\mathbf{k} - \mathbf{k}') \delta_{nn'}. \end{aligned} \quad (37)$$

By means of an inverse Fourier transform (see Eq. (22)) it is straightforward to recover the equation for Kane envelope functions  $\chi_n^{Ka}(\mathbf{x})$

$$\begin{aligned} i\hbar \partial_t \chi_n^{Ka}(\mathbf{x}) &= \left( -\frac{\hbar^2}{2m} \nabla^2 + E_n + U(\mathbf{x}) \right) \chi_n^{Ka}(\mathbf{x}) \\ &\quad - i \frac{\hbar}{m} \sum_{n' \neq n} \mathbf{P}_{nn'} \cdot \nabla \chi_{n'}^{Ka}(\mathbf{x}). \end{aligned} \quad (38)$$

This equation shows that in the Kane representation envelope functions related to different ‘‘band’’ indices are coupled even if the external field is vanishing. This is due to the fact that the unperturbed hamiltonian  $H_0$  is not diagonal on the Kane basis (see Eq. (37)), and therefore the  $n$  here does not correspond to the usual band index of the Bloch picture. In other words this means that the envelope functions  $\chi_n^{Ka}(\mathbf{x})$  do not have the direct physical meaning of wavefunctions of an electron in a definite energy band. As a consequence, one should be careful

in estimating truncation errors when the full problem is reduced to a finite set of envelope functions.

To overcome the previous difficulty, Luttinger and Kohn proposed a different choice of the basis functions [19]. The idea is to use a quasi-unitary transformation  $\Theta$  to diagonalize the Kane hamiltonian in the momentum space up to first order in  $k$ . In this way, it is possible to get a natural extension of the effective mass single band model in the multiband framework. The new hamiltonian reads

$$\mathcal{H}^{LK} = \Theta^{-1} \mathcal{H}^{Ka} \Theta \quad (39)$$

where  $\Theta$  is defined as follows

$$\langle n, \mathbf{k} | \Theta | n', \mathbf{k}' \rangle_{Ka} = \left( \delta_{nn'} - \frac{\hbar}{m_0} \frac{\mathbf{P}_{nn'} \cdot \mathbf{k}}{\Delta E_{nn'}} \right) \delta(\mathbf{k} - \mathbf{k}'), \quad (40)$$

providing a unitary transformation to first order in  $k$ . Accordingly, the elements of the LK basis are defined by  $|n, \mathbf{k}\rangle_{LK} = \Theta |n, \mathbf{k}\rangle_{Ka}$ , and correspond to an expansion of the  $u_n(\mathbf{k}, \mathbf{x})$  functions to first order in  $k$

$$\langle \mathbf{x} | n, \mathbf{k} \rangle_{LK} = e^{i\mathbf{k} \cdot \mathbf{x}} \left[ u_n(\mathbf{0}, \mathbf{x}) + \mathbf{k} \frac{\partial u_n(\mathbf{0}, \mathbf{x})}{\partial \mathbf{k}} \Big|_{\mathbf{0}} \right]. \quad (41)$$

In the coordinate space the LK model reads

$$\begin{aligned} i\hbar \partial_t \chi_n^{LK}(\mathbf{x}) &= \left[ E_n - \frac{\hbar^2}{2m_n^*} \nabla^2 + U(\mathbf{x}) \right] \chi_n^{LK}(\mathbf{x}) - i \nabla U(\mathbf{x}) \frac{\hbar}{m} \sum_{n' \neq n} \frac{\mathbf{P}_{nn'}}{\Delta E_{nn'}} \chi_{n'}^{LK}(\mathbf{x}) \\ &\quad + \frac{\hbar}{m_0} \sum_{n'' \neq n} (\mathbf{P}_{nn''} \cdot \nabla) (\mathbf{P}_{n''n'} \cdot \nabla) \left( \frac{1}{\Delta E_{nn''}} - \frac{1}{\Delta E_{n''n'}} \right) \chi_{n'}^{LK}(\mathbf{x}) \end{aligned} \quad (42)$$

The first line here corresponds to the first line of Eq. (33) with the effective mass approximation (34); the second line instead represent a spurious coupling between different bands that corresponds to the choice of the truncated basis in Eq. (41), and is usually neglected [18]. In our approach this term would come from the expansion of the off-diagonal kernel

$$\langle n, \mathbf{k} | H_0 | n', \mathbf{k}' \rangle = \int_x e^{-i\mathbf{k} \cdot \mathbf{x}} u_n^*(\mathbf{k}, \mathbf{x}) H_0 e^{i\mathbf{k}' \cdot \mathbf{x}} u_{n'}(\mathbf{k}', \mathbf{x}) \quad (43)$$

but is cancelled exactly by a term coming from the expansion of the  $u_n(\mathbf{k}, \mathbf{x})$  functions to second order in  $k$ . As a matter of fact, this contribution is absent in our approach since only the off-diagonal terms that depend on the external potential  $U$  have been approximated (up to  $O(k^2)$  in Eq. (33)).

We also remark that in the LK approach one usually

neglect also the interband coupling proportional to the applied field  $\nabla U$ , and this prevents any description of interband tunneling effects.

#### IV. AN EXAMPLE

As an application of the model discussed in Sec. II we consider a one-dimensional semiconductor device consisting of a multilayer heterostructure where only two bands play a relevant role, namely the ‘‘conduction’’ and ‘‘valence’’ bands. As a further approximation we keep the interband terms only to first order in  $k$ , neglecting the terms proportional to the matrix  $M_{nn'}$ , and adopt the effective mass approximation (34). Thus the system in Eq. (33) can be reduced to the following set of coupled equations

$$\left\{ \begin{array}{l} i\hbar\partial_t\chi_c(x) = E_c\chi_c(x) - \frac{\hbar^2}{2m_c^*}\nabla^2\chi_c(x) + U(x)\chi_c(x) - i\nabla U(x)\frac{\hbar P}{mE_g}\chi_v(x) \\ i\hbar\partial_t\chi_v(x) = E_v\chi_v(x) + \frac{\hbar^2}{2|m_v^*|}\nabla^2\chi_v(x) + U(x)\chi_v(x) - i\nabla U(x)\frac{\hbar P}{mE_g}\chi_c(x) \end{array} \right. \quad (44)$$

that depend on four phenomenological parameters: the interband momentum matrix  $P \equiv P_{c,v} = P_{v,c}^*$  (see [10, 24] for a numerical estimate), the energy gap  $E_g \equiv E_c - E_v$ , and the effective masses  $m_{c,v}^*$  for the conduction and valence bands respectively ( $m_v^* = -|m_v^*|$ ).

The total potential can be written as  $U(x) = U_h(x) + U_e(x)$ , where  $U_e(x)$  is the electrostatic potential generated by the charge distribution in the device, and  $U_h(x)$  accounts for the spatial dependence of the band edges in the heterostructure. Indeed, in real heterostructures the conduction and valence band edges depend on  $x$  and to account for this we adopt the point of view of considering the Bloch spectrum as constant among the layers, treating the actual spatial dependence as an external potential applied to the heterostructure bulk. We remark also that here we are considering only coherent transport, neglecting any dissipative phenomena like electron-phonon

scattering that are not expected to affect significantly the tunneling process.

The electrostatic potential can be calculated self-consistently by using the Poisson equation

$$\epsilon\nabla^2 U_e(x) = q\rho(x) = q^2[C(x) - n(x)] \quad (45)$$

where the total charge distribution  $\rho(x)$  is the sum of the charge concentration  $qC(x)$  of the doping ions plus the charge distribution  $-qn(x)$  of free electrons.

Let us now consider an heterostructure device in contact with a source and a drain reservoir at a temperature  $T$ . In the presence of an incident electron beam with momentum  $q$  and energy  $E(q)$  injected from the reservoirs into the device, the steady state of the system is obtained from the solution of the stationary equations

$$\left\{ \begin{array}{l} E(q)\chi_c^q(x) = E_c\chi_c^q(x) - \frac{\hbar^2}{2m_c^*}\nabla^2\chi_c^q(x) + U(x)\chi_c^q(x) - i\nabla U(x)\frac{\hbar P}{mE_g}\chi_v^q(x) \\ E(q)\chi_v^q(x) = E_v\chi_v^q(x) + \frac{\hbar^2}{2|m_v^*|}\nabla^2\chi_v^q(x) + U(x)\chi_v^q(x) - i\nabla U(x)\frac{\hbar P}{mE_g}\chi_c^q(x) \end{array} \right. \quad (46)$$

combined with the Poisson equation (45). The equations are solved by approximating the spatial derivative by a Runge-Kutta method and using a Gummel predictor scheme to reach convergence [30].

The electronic density  $n = n_c + n_v$  is constructed in terms of the pure state solutions  $\chi_c^q$  and  $\chi_v^q$  of the above equations, weighted by the momentum distribution of the incident beams

$$n(x) = \int_0^\infty dq f_0(q) [|\chi_c^q(x)|^2 + |\chi_v^q(x)|^2] \quad (47)$$

where  $f_0(q)$  is the Fermi-Dirac distribution integrated on the transverse coordinates [31].

Similarly the electronic current  $J = J_c + J_v$  is calculated as

$$J(x) = \sum_{i=c,v} \frac{\hbar}{2m_i} \int_0^\infty dq f_0(q) \text{Im} [\chi_i^q(x) \nabla \chi_i^q(x)]. \quad (48)$$

To model the charge injected in the device from the source and drain reservoirs we use transparent boundary conditions. For example, at  $x = 0$ , in case of electron beam incident in the conduction band with positive momentum  $q$ , we have

$$\left. \frac{d}{dx} \begin{pmatrix} \chi_c^q \\ \chi_v^q \end{pmatrix} \right|_{x=0} = \begin{pmatrix} -ik_i & 0 \\ 0 & -ik_r \end{pmatrix} \begin{pmatrix} \chi_c^q \\ \chi_v^q \end{pmatrix} + \begin{pmatrix} 2ik_i \\ 0 \end{pmatrix} \quad (49)$$

were

$$k_i = \sqrt{\frac{2m_c^*}{\hbar^2}[E(q) - E_c]} \quad (50)$$

$$k_r = -i\sqrt{\frac{2|m_v^*|}{\hbar^2}[E(q) - E_v]} ; \quad (51)$$

the other cases are treated in similar way.

Let us now discuss what happens in case of that is a one-dimensional RITD, where charge transport across

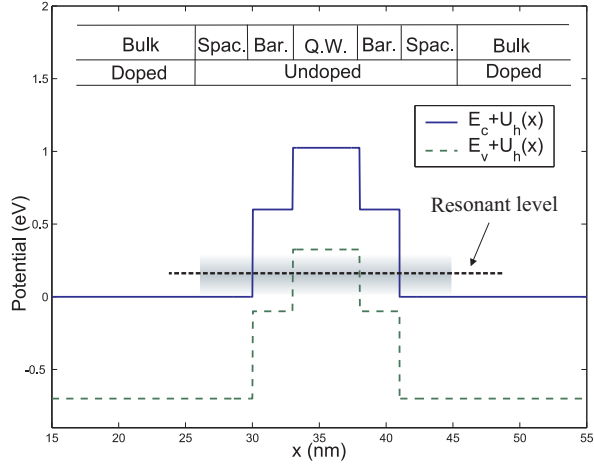


FIG. 1: (Color online) Simulated heterostructure profile and doped regions of the RITD. The widths of the layers are chosen: 5.00 nm for the quantum well (Q.W.), 3.00 nm for the barriers (Bar.) and 4.50 nm for the spacer layers (Spac.). Resonant tunneling takes place when the energy of electrons in the conduction band is resonant with that of the bounded hole state in the central quantum well (shaded area).

the device takes place thanks to resonant tunneling between electron states in the conduction band and hole states in the valence band. As a specific case here we consider the simple test device depicted in Fig. 1, consisting of a 5.00-nm-wide quantum well (for hole states), bounded by two identical 3.00-nm-wide barriers that are interfaced to the bulk by two 4.50-nm-wide spacer layers. In Fig. 1 we also show the resulting heterostructure potential in case of a GaSb lattice bulk with a doping concentration of  $10^{18} \text{ cm}^{-3}$  [32]. For consistency with the formalism presented in the previous sections, we are considering a constant band gaps heterostructure (we remind that in our model all the interband effects are taken in account by an external potential added to the bulk Hamiltonian). We note that, as far as resonant tunneling is concerned, the actual shape of the conduction band far above the resonance level cannot produce strong effects on the tunneling process. Therefore we expect that the I-V behaviour does not change qualitatively in case of more complex conduction bands profiles.

In Fig. 2 we show the calculated equilibrium self-consistent potential  $U$  and the density of electrons corresponding to the unbiased case: note that, in this case, the profile of the heterostructure potential  $U_h$  of Fig. 1 is practically unchanged by the addition of the electrostatic potential  $U_e$ .

The steady I-V characteristic of the device at a temperature of 300 °K is shown in Fig. 3, where the current  $I$  flowing through the device is plotted as a function of the bias voltage  $V_b$  applied to the drain contact. This picture shows that the model is capable to reproduce the expected negative differential resistance (NDR) in a certain range of values of the applied potential (here for

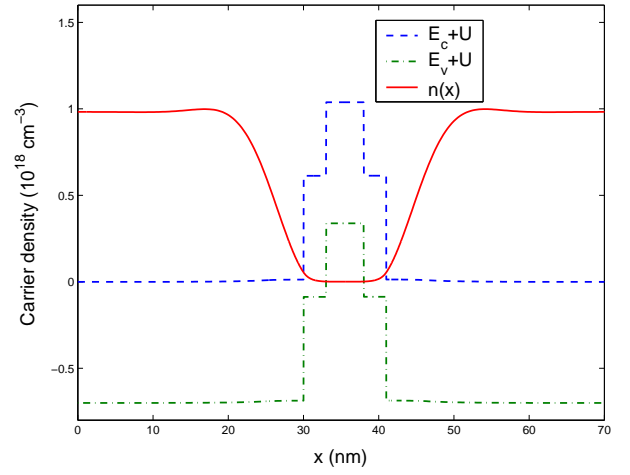


FIG. 2: (Color online) Self-consistent potential profile and density of electrons corresponding to unbiased case.

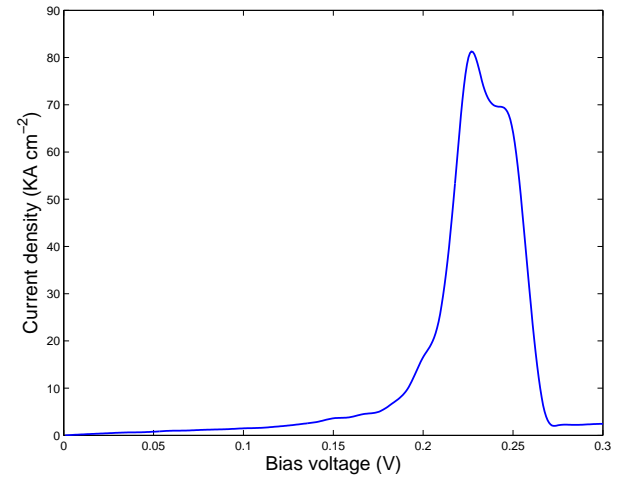


FIG. 3: (Color online)  $I - V$  characteristic of the simulated diode. Notice the negative differential resistance for  $V_b > V_0 = 0.05 \text{ V}$ .

$V_b > V_0 = 0.225 \text{ V}$ ).

In Fig. 4 we show the calculated self-consistent potential profile  $U$  and the density of electrons corresponding to peak and valley currents, for  $V_b = 0.225 \text{ V}$  and  $V_b = 0.27 \text{ V}$  respectively. We note that as expected the density of electrons in the central region of the potential profile (see Fig. 4) is an increasing function of the applied bias below resonance ( $V_b < V_0$ ), and then sharply decreases in the NDR region.

These results demonstrate that the present model is promising for reproducing the I-V curves of physical devices as that considered e.g. in [33, 34], although a precise comparison requires the extension to structures with varying band gap profiles (or, more generally, with  $x$ -dependent Luttinger-Kohn parameters [20]) and will be considered in a future publication.

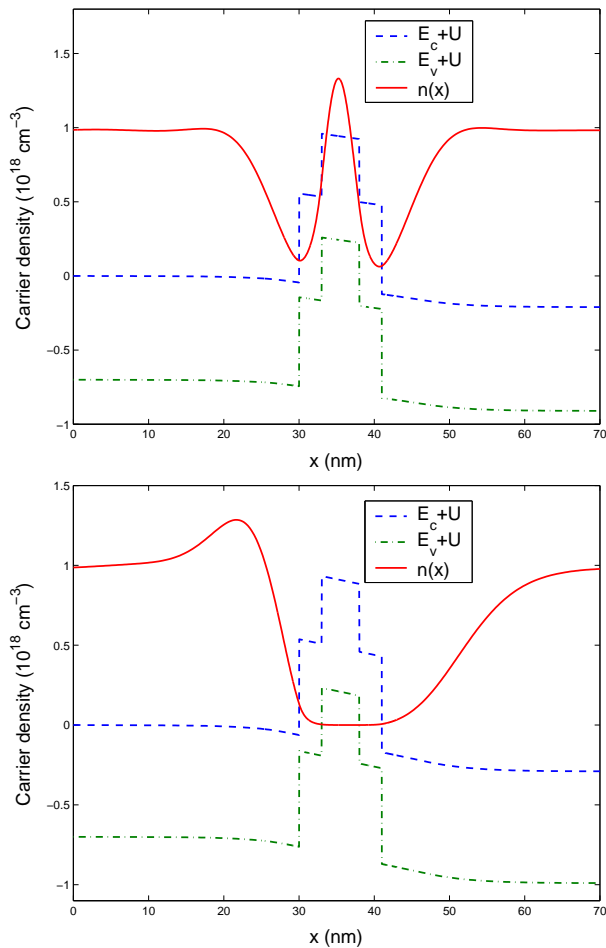


FIG. 4: (Color online) Self-consistent potential profile and density of electrons corresponding to the peak (top) and to the valley (bottom) currents.

## V. CONCLUSIONS

We have presented a multiband model for electron transport in a crystal lattice. The model is derived within

the usual Bloch theory by means of a  $k$ -expansion, and is formulated in terms of cell-averaged envelope functions obtained by projection in the Wannier representation. The model is suited to describe in a clear fashion tunneling effects between different bands in presence of an applied potential. Its advantages with respect to other widely used approaches has been discussed.

As an application we have considered the case of a RITD, a heterostructure device where the electronic current flows between a “conduction” and a “valence” band, interfaced by potential barriers. In this case the model is reduced to a system of two Schrödinger equations for the electron envelope function coupled with the Poisson equation for the field generated by the electronic distribution itself. It nicely reproduces the expected behaviour of the current as a function of the applied voltage, exhibiting a negative differential resistance in a certain range of values of the applied bias.

The present approach is therefore particularly promising for reproducing the behavior of physical devices characterized by resonant tunneling, and we are currently working at the extension of the model which takes in account the specific symmetry properties of the crystal lattice and to treat degenerate and varying band gap profiles. Moreover, with the inclusion of spin-orbit coupling, our model may also be relevant for the field of spintronics, where  $\mathbf{k}\cdot\mathbf{P}$  methods are becoming increasingly important [35, 36].

## Acknowledgments

We thank G. Frosali, G. Borgioli, J. Kefi and N. Ben Abdallah for many stimulating discussions. O. M. acknowledges hospitality from the MIP laboratory of the P. Sabatier University of Toulouse.

- 
- [1] See for instance: J. Genoe, K. Fobelets, C. Van Hoof and G. Borghs, *Phys. Rev. B* **52**, 14025-14034 (1995); R. Q. Yang and J. M. Xu, *J. Appl. Phys.* **15**, 4714-4726 (1992).
  - [2] N. C. Klusdahl, A. M. Krivan, D. K. Ferry and C. Ringhofer, *Phys. Rev B* **39**, (11) 7720 (1989).
  - [3] F. A. Buot and K. L. Jensen, *Phys. Rev. B* **42**, 9429-9457 (1990).
  - [4] Y. X. Liu, D. Z. Y. Ting, and T. C. McGill, *Phys. Rev. B* **54**, 5675-5683 (1996).
  - [5] C. Y. P. Chao and S. L. Chuang, *Phys. Rev. B* **43**, 7027-7039 (1991).
  - [6] D. Z. Y. Ting, E. T. Yu and T. C. McGill, *Phys. Rev. B* **45**, 3583-3592 (1992).
  - [7] T. B. Boykin, J. P. A. van der Wagt, and J. S. Harris Jr., *Phys. Rev. B* **43**, 4777-4784 (1991).
  - [8] R. C. Bowen, W. R. Frensley, G. Klimeck and R. K. Lake, *Phys. Rev. B* **52**, 2754-2765 (1995).
  - [9] G. B. Bachelet, D. R. Hamann and M. Schlüter, *Phys. Rev. B* **26**, 4199-4228 (1982).
  - [10] M. Sweeney and J. M. Xu, *Appl. Phys. Lett.* **54** (6), 546-548 (1989).
  - [11] R. Lake, G. Klimeck, R. C. Bowen, and D. Jovanovic, *J. Appl Phys.* **81** 12, 7845-7869 (1997).
  - [12] R. Lake and S. Datta, *Phys. Rev. B* **45**, 6670-6685 (1992).
  - [13] G. Borgioli, G. Frosali, P. F. Zweifel, *Transport Theory Stat. Phys.* **32** (3&4), 347-366 (2003).
  - [14] L. Demeio, L. Barletti, A. Bertoni, P. Bordone and C. Jacoboni, *Physica B* **314**, 104-107 (2002).
  - [15] L. Demeio, P. Bordone and C. Jacoboni, *Semiconductor*



- Science and Technology **19**, 1-3 (2004).
- [16] G. Ali, F. Frosali and C. Manzini, *Ukrainian Math. J.* **57**, 723 (2005).
- [17] L. Barletti, in *Applied and Industrial Mathematics in Italy*, edited by M. Primicerio, R. Spigler, and V. Valente, Series on Advances in Mathematics for Applied Sciences-Vol. 69, Proceedings of the 7th Conference (World Scientific, Singapore, 2005).
- [18] J. Callaway, *Energy band theory* (Academic Press, New York and London 1964).
- [19] J. M. Luttinger, W. Kohn, *Phys. Rev.* **97**, 869-883 (1955).
- [20] C. Y. P. Chao and S. L. Chuang, *Phys. Rev. B* **46**, 4110-4122 (1992).
- [21] B. A. Foreman, *Phys. Rev. B* **54**, 1909-1921 (1996).
- [22] E. O. Kane, *J. Phys. Chem. Solids* **1**, 82-89 (1956).
- [23] N. W. Ashcroft and N. D. Mermin, *Solid State Physics* (Saunders College, Philadelphia 1976).
- [24] W. T. Wenckebach, *Essential of Semiconductor Physics*, J. Wiley & Sons, Chichester (1999).
- [25] E. N. Adams, *Phys. Rev.* **85**, 41-50 (1952).
- [26] J. H. Davies, *The Physics of Low-Dimensional Semiconductors* (Cambridge University Press, Cambridge 1998).
- [27] P. K. Chakraborty, *IEEE Transactions on Electron Devices* **40**, 1, 214-219 (1993).
- [28] S. L. Chuang, *Phys. Rev. B* **40**, 10379-10390, (1989).
- [29] G. Edwards, E. C. Valadares, and F. W. Sheard, *Phys. Rev. B* **50**, 8493-8501 (1994).
- [30] A detailed discussion of the numerical scheme will be presented in: O. Morandi and N. Ben Abdallah, in preparation.
- [31] W. R. Frensley, *Rev. Mod. Phys.* **62**, 745-791 (1990).
- [32] J. Kefi, *Analyse mathématique et numérique de modèles quantiques pour les semiconducteurs* PhD Thesis, Toulouse University (2003).
- [33] Marquardt et al, *Phys. Rev. B* **53**, 13624 (1996).
- [34] Liu et al. *Phys. Rev. B* **55**, 7073 (1997).
- [35] A. G. Petukhov et al, *PRB* **68**, 125332 (2003).
- [36] R. Winkler, 'Spin-orbit Coupling Effects in Two-Dimensional Electron and Hole Systems' (Springer-Verlag, 2003).