

The Tomonaga-Luttinger Model and the Chern-Simons Theory for the Edges of Multi-layer Fractional Quantum Hall Systems

D. Orgad

Racah Institute of Physics, The Hebrew University, Jerusalem 91904, Israel

(Dated: October 18, 2018)

Wen's chiral Tomonaga-Luttinger model for the edge of an m -layer quantum Hall system of total filling factor $\nu = m/(pm \pm 1)$ with even p , is derived as a random-phase approximation of the Chern-Simons theory for these states. The theory allows for a description of edges both in and out of equilibrium, including their collective excitation spectrum and the tunneling exponent into the edge. While the tunneling exponent is insensitive to the details of a $\nu = m/(pm + 1)$ edge, it tends to decrease when a $\nu = m/(pm - 1)$ edge is taken out of equilibrium. The applicability of the theory to fractional quantum Hall states in a single layer is discussed.

PACS numbers: 71.10.Pm

I. INTRODUCTION

The physics at the edges of quantum Hall systems has been the subject of both theoretical and experimental research since the early days following the discovery of the integer quantum Hall effect¹, and up to the present². When the system exhibits the integer or the fractional quantum Hall effect (FQHE) the edge attains a unique role as the only region in the sample where gapless excitations exist. The low-energy physics associated with these edge excitations is especially rich under the conditions of the FQHE. In a pioneering series of papers³ Wen has developed a theory for the edges of FQHE samples in terms of several interacting chiral Tomonaga-Luttinger liquids (CTLL), and predicted a power-law current-voltage characteristic for tunneling into such edges.

Subsequent tunneling experiments^{4,5,6,7} have found a non-ohmic conductivity $I \sim V^\gamma$, with an exponent which approximately (and non universally⁷) scales as $\gamma \sim 1/\nu$. However, with the exception of filling factor $\nu = 1/3$, this result is at odds with the predictions of Wen's theory. Moreover, the experiments suggest that a single charged-mode CTLL model appears to apply to filling factors in which the system is compressible and lacks the energy-gap needed to distinguish the edge as the region where the low-energy physics resides. While various theories have been put forward there is no consensus on the solution to the problem⁸.

In order to better understand the conditions under which the CTLL model for the FQHE edge is applicable it is desirable to test its predictions and study the way it arises from the underlying theory using as many theoretical approaches as possible. Previous research aiming at achieving this objective has included numerical calculations^{9,10,11} as well as analytical studies with Laughlin's wave-function¹² and the Chern-Simons (CS) theory^{13,14} for the FQHE as their departure points. These studies have been concerned predominantly with the Laughlin fractions $\nu = 1/(p + 1)$, with even p . Here we wish to extend our previous treatment of Ref. 13 to multi-component FQHE systems. We concentrate on m -layer quantum Hall systems with total filling factor

$\nu = m/(pm \pm 1)$, with even p , whose state is described by an m -component generalization of the Laughlin wave-function, as first introduced by Halperin¹⁵. We also consider the issues which arise when trying to apply a similar treatment to the Jain fractions, i.e. to the single-layer FQHE states with the same filling factors.

Our plan is to obtain the one-dimensional CTLL theory for the edge as the low-energy limit of the underlying CS theory for the two-dimensional system. The CS description, presented in Section II, follows closely the points of view taken by Jain¹⁶ and Wen¹⁷. We first transform the electrons to composite fermions which fill, for the special filling factors under consideration, the lowest effective Landau level in each layer of the multi-layer system or m such levels in the single-layer problem. We then transform each of the layers (or in the case of the Jain states, filled Landau levels) into a bosonic condensate. The study of the coupled dynamics of these condensates constitutes the major part of the work.

We begin, in Section III, by considering the solutions to the CS mean-field equations. We find that the solutions form an m -dimensional manifold parameterized by the conserved momenta along the edge of the m condensates, or equivalently, by the charges which they carry. Only a small fraction of the manifold describes equilibrium configurations which minimize the energy for a given total charge at the edge. These configurations are typically, but not always, symmetrical with all the condensates sharing the same state. The remaining solutions correspond to edges which are not in equilibrium and are generally asymmetrical. The conditions for the realization of a particular solution are discussed.

Once the mean-field configurations are at hand we proceed to consider small oscillations about them and obtain the edge excitations as the random-phase approximation (RPA) modes of the theory. We identify m RPA branches of edge excitations whose $k \rightarrow 0$ limit is composed of the edge states of the m types of vortex-like excitations that exist in the bulk. Out of these m modes one is the edge magnetoplasmon which arises from in-phase oscillations of the condensates while the remaining possess acoustic dispersion, propagate with or against the magnetoplas-

mon [for $\nu = m/(pm + 1)$ and $\nu = m/(pm - 1)$ respectively] and describe out of phase motion of the electron liquids. While most characteristics of the edge modes do not depend on the detailed nature of the underlying mean-field solution there are, however, some differences between the excitations of symmetrical and asymmetrical configurations; for example the net charge which is involved in the fluctuations. Consequently, we consider the two cases separately in Sections IV and V.

Finally, by using the edge modes to expand the deviations of the various fields from their mean-field average configurations we recover the CTLL model for the edge. The expansion coefficients become upon quantization the density operators in terms of which the model is formulated. Their commutation algebra as well as their Hamiltonian are deduced from the quadratic expansion of the CS theory in the deviations. By inverting the CS transformation we also obtain the bosonization formula which expresses the original electronic operator at the edge in terms of the density operators. These results can be used to calculate the tunneling exponent into the edge. In accord with the results of Wen¹⁷, we find that the exponent is insensitive to the details of the edge configuration or the value of m when $\nu = m/(pm + 1)$. On the other hand, it tends to decrease when a $\nu = m/(pm - 1)$ edge is taken out of equilibrium.

II. THE CHERN-SIMONS THEORY

In the following we consider a semi-infinite sample subjected to a constant magnetic field $B\hat{z}$, with an edge defined by an external potential $A_0(x)$ and periodic boundary conditions over length L in the y direction. The electronic spin is assumed to be polarized by the magnetic field and will be left out of the analysis.

We are interested in studying a particular correlated state of the m -layer system in which each of the layers is in a $\nu = 1/(pm \pm 1)$ state with strong inter-layer correlations. An appropriate wave-function to describe such a system was introduced by Halperin¹⁵. For a two-layer system it is of the form

$$\Psi \propto \prod_{\alpha < \beta} (z_{1\alpha} - z_{1\beta})^{p \pm 1} \prod_{\alpha < \beta} (z_{2\alpha} - z_{2\beta})^{p \pm 1} \times \prod_{\alpha, \beta} (z_{1\alpha} - z_{2\beta})^p e^{-\frac{1}{4} \sum_{I, \alpha} |z_{I\alpha}|^2}, \quad (1)$$

where $z_{I\alpha}$ is the complex coordinate (in units of the magnetic length $l = \sqrt{\hbar c/eB}$) of electron α in layer I .

An alternative field theoretical description of the same states may be achieved via the CS transformation from the original electronic operators on the m layers, Ψ_I , to new operators, ψ_I , describing composite fermions made out of p flux quanta $\phi_0 = hc/e$ attached to each electron¹⁶

$$\psi_I(\mathbf{r}) = e^{i\Lambda(\mathbf{r})} \Psi_I(\mathbf{r}), \quad \Lambda(\mathbf{r}) = \int d^2r' f_1(\mathbf{r} - \mathbf{r}') \rho(\mathbf{r}'), \quad (2)$$

where $\rho(\mathbf{r}) = \sum_I \Psi_I^\dagger(\mathbf{r}) \Psi_I(\mathbf{r}) = \sum_I \psi_I^\dagger(\mathbf{r}) \psi_I(\mathbf{r})$ is the total density. The new fields are fermionic provided $f_1(\mathbf{r} - \mathbf{r}') = f_1(\mathbf{r}' - \mathbf{r}) + p\pi$ and p is even. The CS transformation introduces additional terms in the equation of motion of the $\psi_I(\mathbf{r})$ which couple to them as vector and scalar potentials

$$\mathbf{a}(\mathbf{r}) = -\frac{\hbar c}{e} \int d^2r' \mathbf{F}_1(\mathbf{r} - \mathbf{r}') \rho(\mathbf{r}'), \quad (3)$$

$$a_0(\mathbf{r}) = -\frac{\hbar}{e} \int d^2r' \mathbf{F}_1(\mathbf{r} - \mathbf{r}') \rho(\mathbf{r}') \mathbf{v}(\mathbf{r}'), \quad (4)$$

where $\mathbf{F}_1(\mathbf{r} - \mathbf{r}') = \nabla_r f_1(\mathbf{r} - \mathbf{r}')$ and $\mathbf{v}(\mathbf{r})$ is the total velocity operator. These "statistical gauge potentials" tend to reduce the external fields. As a result, for electronic filling factors $\nu = m/(pm \pm 1)$ and within the mean-field approximation, the composite fermions filling factor in the residual magnetic field is $\nu_{CF} = \pm m$ with a single occupied Landau level in each layer [the minus sign corresponds to the fractions $\nu = m/(pm - 1)$ for which the direction of the residual field is opposite to that of the external field].

The resulting Lagrangian density reads^{18,19}

$$\mathcal{L} = \sum_{I=1}^m \left\{ \psi_I^* [i\hbar\partial_t + e(A_0 + a_0)] \psi_I - \frac{1}{2M} \psi_I^* \left[-i\hbar\nabla + \frac{e}{c} (\mathbf{A} + \mathbf{a}) \right]^2 \psi_I \right\} - \frac{1}{2} \int d^2r' \rho(\mathbf{r}) U(\mathbf{r} - \mathbf{r}') \rho(\mathbf{r}') - \frac{e}{2p\phi_0} \epsilon^{\mu\nu\sigma} a_\mu \partial_\nu a_\sigma, \quad (5)$$

where M is the band mass. Here we have assumed that there is no tunneling between different layers. We will comment on the effects of such tunneling processes when we discuss the electronic propagator at the edge.

For a single-layer $\nu = m/(pm \pm 1)$ FQHE system the above transformation results, on the mean-field level, in $\pm m$ filled composite fermions Landau levels within the layer. One can use the Landau wave-

functions in the residual field (and in the presence of the edge) to expand the composite fermion operator $\psi(\mathbf{r}) = \sum_{I,k} c_{I,k} L^{-1/2} e^{iky} u_I(x - kl'^2) \equiv \sum_I \psi_I(\mathbf{r})$. The operators ψ_I defined here are not fermionic. Although operators which correspond to different Landau levels anti-commute, operators on the same level obey $\{\psi_I(\mathbf{r}), \psi_J^\dagger(\mathbf{r}')\} = \delta_{IJ} \Delta_I(x, x', y - y') \neq \delta_{IJ} \delta(\mathbf{r} - \mathbf{r}')$. For example, away from the edge $\Delta_1(x, x', y - y') = 1/(2\pi l'^2) \exp[-(1/4)(\mathbf{r} - \mathbf{r}')^2 + (i/2)(x + x')(y - y')]$, where \mathbf{r} is measured in units of the magnetic length in the residual field $l' = \sqrt{m/\nu} l$. Since the extent of Δ_I in the bulk is roughly $\sqrt{l'}$ and as long as the length scales under consideration are larger than l' and I is not too large, one may try to approximate the anti-commutator (after an appropriate rescaling of the fields) by a delta-function. It should be noted, however, that the integral over \mathbf{r} of Δ_I vanishes for even I and it is not clear to what extent such an approximation is valid (see also in this context Ref. 20). Ignoring this issue one is able to recover the Lagrangian density (5) provided that off-diagonal terms in the index I , corresponding to transitions between different Landau levels, are neglected. Since these terms are not smaller than the diagonal ones such a step is not a priori justified.

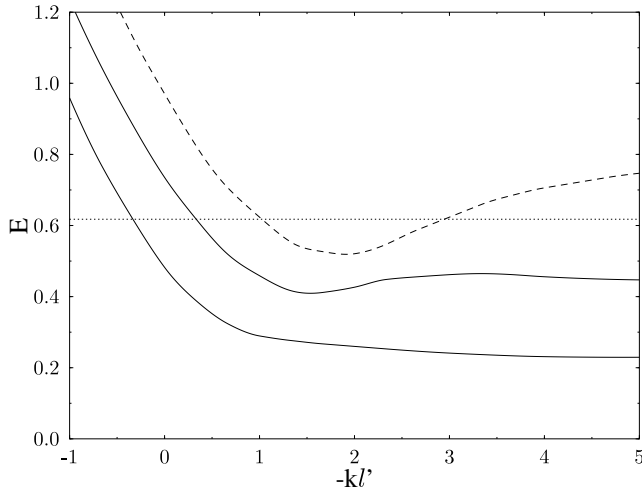


FIG. 1: A schematic plot of the composite fermions Landau levels for a sharp $\nu = 2/3$ edge. The dotted line represents the Fermi energy and k denotes the conserved y momentum of the states. When the edge is made smoother higher Landau levels (indicated by the dashed line) may cross the Fermi energy at the vicinity of the edge.

In order to simplify the analysis we will assume that the confining potential is sharp enough so that the filled Landau levels extend from the edge all the way into the bulk (see Fig. 1). Cleaved edge overgrown samples appear to be good realizations of this limit²¹. As the confining potential is made smoother higher Landau levels may cross the Fermi energy in the vicinity of the edge^{22,23} or the edge may reconstruct by creating a strip of electrons separated from the bulk of the sample^{24,25}. Under such conditions one expects to find extra edge channels and edge modes. These cases will not be addressed in the present work and we will consider m electronic liquids (one per layer) that occupy the entire plane of the system.

Next, we transform each of the fermionic fields ψ_I into a bosonic field ϕ_I through an attachment of a single flux line in the $\pm \hat{z}$ direction, namely,

$$\phi_I(\mathbf{r}) = e^{i\Lambda_I(\mathbf{r})} \psi_I(\mathbf{r}), \quad \Lambda_I(\mathbf{r}) = \int d^2 r' f_2(\mathbf{r} - \mathbf{r}') \rho_I(\mathbf{r}'), \quad (6)$$

with $f_2(\mathbf{r} - \mathbf{r}') = f_2(\mathbf{r}' - \mathbf{r}) \pm \pi$. The new gauge potentials introduced by this transformation

$$\mathbf{a}_I(\mathbf{r}) = \mp \frac{\hbar c}{e} \int d^2 r' \mathbf{F}_2(\mathbf{r} - \mathbf{r}') \rho_I(\mathbf{r}'), \quad (7)$$

$$a_{I_0}(\mathbf{r}) = \mp \frac{\hbar}{e} \int d^2 r' \mathbf{F}_2(\mathbf{r} - \mathbf{r}') \rho_I(\mathbf{r}') \mathbf{v}_I(\mathbf{r}'), \quad (8)$$

where $\mathbf{F}_2(\mathbf{r} - \mathbf{r}') = \nabla_r f_2(\mathbf{r} - \mathbf{r}')$, cancel on the average the residual magnetic field in the bulk of the sample. Their dynamics is controlled by an additional CS term $\mp (e/2\phi_0) \sum_{I=1}^m \epsilon^{\mu\nu\sigma} a_{I_\mu} \partial_\nu a_{I_\sigma}$ in the Lagrangian density (5). Note that contrary to the flux lines attached by the first transformation (2) the new ones are felt only by particles in the same condensate as the particle carrying the flux.

By shifting a_{I_μ} to $a_{I_\mu} + a_\mu$, integrating over a_μ and introducing the phase and velocity fields

$$\phi_I = \sqrt{\rho_I} e^{i\theta_I}, \quad \mathbf{v}_I = \frac{\hbar}{M} \nabla \theta_I + \frac{e}{Mc} (\mathbf{a}_I + \mathbf{A}), \quad (9)$$

we obtain the final hydrodynamic form of the Lagrangian and Hamiltonian densities²⁶

$$\begin{aligned} \mathcal{L} = & \sum_{I=1}^m \left[\rho_I (A_0 + a_{I_0} - \partial_t \theta_I) - \frac{1}{2} \rho_I \mathbf{v}_I^2 - \frac{1}{8} \frac{(\nabla \rho_I)^2}{\rho_I} \right] - \frac{1}{4\pi} \sum_{I,J=1}^m \lambda_{IJ} \rho_I \rho_J - \frac{1}{4\pi} \int d^2 r' \rho(\mathbf{r}) U(\mathbf{r} - \mathbf{r}') \rho(\mathbf{r}') \\ & + \sum_{I,J=1}^m (K^{-1})_{IJ} \left[\frac{1}{2} \epsilon^{ij} \partial_t v_I^i (2\partial_j \theta_J - v_J^j) + a_{I_0} (\epsilon^{ij} \partial_i v_J^j - 1) \right], \end{aligned} \quad (10)$$

$$\mathcal{H} = \sum_{I=1}^m \left[\frac{1}{2} \rho_I \mathbf{v}_I^2 + \frac{1}{8} \frac{(\nabla \rho_I)^2}{\rho_I} - \rho_I A_0 \right] + \frac{1}{4\pi} \sum_{I,J=1}^m \lambda_{IJ} \rho_I \rho_J + \frac{1}{4\pi} \int d^2 r' \rho(\mathbf{r}) U(\mathbf{r} - \mathbf{r}') \rho(\mathbf{r}'). \quad (11)$$

Henceforth length is measured in units of the magnetic length l , time is normalized by the inverse cyclotron frequency $\omega_c = eB/Mc$, energy by $\hbar\omega_c$ and the density by the Landau level degeneracy $\rho_0 = 1/2\pi l^2$. The above densities have been derived under the assumption that no localized vortices are present in the sample. Anticipating the use of the mean-field approximation we have included in (10,11) additional contact interactions in order to partially account for the kinetic energy coming from the short range structure of the wave-function which is absent in this approximation^{27,28}. We comment on the values of their couplings λ_{IJ} below. The matrix $(K^{-1})_{IJ} = \mp p/(pm \pm 1) \pm \delta_{IJ}$ is the inverse of $K = pC \pm \mathbf{1}$ with $\mathbf{1}$ and C being the identity and pseudo-identity matrices ($C_{IJ} = 1$). The matrix K is an example of the general classification scheme, introduced by Wen and Zee^{17,30}, of Abelian FQHE states. Its elements K_{IJ} are the number of flux lines affecting the phase of a particle in the I -th condensate when it encircles a particle in the J -th condensate.

III. MEAN-FIELD SOLUTIONS

Variation of the action (10) with respect to the variables a_{I_0} , \mathbf{v}_I , θ_I and ρ_I results in the mean-field equations

$$\sum_{J=1}^m (K^{-1})_{IJ} \epsilon_{ij} \partial_i v_J^j = \frac{\nu}{m} - \rho_I, \quad (12a)$$

$$\sum_{J=1}^m (K^{-1})_{IJ} (\partial_t \partial_i \theta_J - \partial_i v_J^i - \partial_i a_{J_0}) = \epsilon_{ij} \rho_I v_I^j, \quad (12b)$$

$$\partial_t \rho_I = -\nabla \cdot (\rho_I \mathbf{v}_I), \quad (12c)$$

$$\begin{aligned} \partial_t \theta_I &= -\frac{1}{2} \mathbf{v}_I^2 + \frac{1}{2} \frac{\nabla^2 \sqrt{\rho_I}}{\sqrt{\rho_I}} + A_0 + a_{I_0} \\ &\quad - \frac{1}{2\pi} \sum_J \lambda_{IJ} \rho_J - \frac{1}{2\pi} \int U(\mathbf{r} - \mathbf{r}') \rho(\mathbf{r}') d^2 r'. \end{aligned} \quad (12d)$$

In the absence of confining potentials these equations support a uniform solution $\rho_I = \nu/m$ with $\mathbf{v}_I = a_{I_0} = 0$ and $\theta_I = -\mu t$. The correct noninteracting ($U = 0$) energy density $\mathcal{H} = \nu \hbar \omega_c / 2$ for this solution is recovered by taking $\lambda_{IJ} = 2\pi m / \nu \delta_{IJ}$. One also finds $\mu_I = \hbar \omega_c$ indicating that mean-field configurations with slightly different filling factor and which are continuously connected to the constant solution necessarily involve higher Landau levels²⁹. This choice is not unique. Taking $\lambda_{IJ} = 2\pi K_{IJ}$ also recovers the correct noninteracting energetics. As we shall see, the form of λ_{IJ} affects some of the details of the mean field solutions. It does not, however, modify any of the general conclusions of our study.

Up to this point we have not specified the kernels $f_{1,2}$ of the CS transformations (2,6) or equivalently fixed the gauge for the statistical potentials a_μ and $a_{I\mu}$. The canonical choice

$$f_{1,2}(\mathbf{r} - \mathbf{r}') = \alpha_{1,2} \arctan \left(\frac{y - y'}{x - x'} \right), \quad (13)$$

with $\alpha_{1,2} = p, \pm 1$, induces, through $\mathbf{F}_{1,2}(\mathbf{r} - \mathbf{r}') = \lim_{\epsilon \rightarrow 0^+} \alpha_{1,2} \hat{\mathbf{z}} \times (\mathbf{r} - \mathbf{r}') / (|\mathbf{r} - \mathbf{r}'|^2 + \epsilon)$, a symmetric gauge which is in conflict with the translational symmetry of the problem in the y direction. We are free, however, to add to $f_{1,2}$ functions $g_{1,2}$ satisfying $g_{1,2}(\mathbf{r} - \mathbf{r}') = g_{1,2}(\mathbf{r}' - \mathbf{r})$, corresponding to a regular gauge transformation in the Lagrangian formalism. We choose

$$\begin{aligned} g_{1,2}(\mathbf{r} - \mathbf{r}') &= \lim_{\epsilon \rightarrow 0^+} \alpha_{1,2} \frac{y - y'}{\sqrt{(y - y')^2 + \epsilon}} \\ &\quad \times \arctan \left[\frac{x - x'}{\sqrt{(y - y')^2 + \epsilon}} \right]. \end{aligned} \quad (14)$$

As a result $(f + g)_{1,2}(\mathbf{r} - \mathbf{r}') = \pi \alpha_{1,2} [1 - \epsilon(y - y)']$ with $\epsilon(x) = \Theta(x) - 1/2$ where $\Theta(x)$ is the step function. $(f + g)_{1,2}$ has a branch cut which we take to be along the positive $x - x'$ axis and therefore $\nabla_r (f + g)_{1,2} = [0, 2\pi \alpha_{1,2} \epsilon(x - x') \delta(y - y)']$. Accordingly, the statistical potentials [after the shift performed in obtaining (10)] are in the Landau gauge

$$\mathbf{a}_I(\mathbf{r}) = \left[0, - \int dx' \sum_{J=1}^m K_{IJ} \epsilon(x - x') \rho_J(x', y) \right], \quad (15)$$

$$a_{I_0}(\mathbf{r}) = - \int dx' \sum_{J=1}^m K_{IJ} \epsilon(x - x') \rho_J(x', y) v_J^y(x', y). \quad (16)$$

We will find it more convenient to obtain the static solutions and the edge modes in a slightly different gauge where we replace $\epsilon(x - x')$ in (15,16) by $\Theta(x - x')$. Using this gauge we look for static solutions of the form

$$\theta_I = \kappa_I y - \mu_I (\{\kappa_I\}) t, \quad \rho_I = \rho_I(x). \quad (17)$$

Taking for definiteness the confining potential to be an infinite wall situated at $x \leq 0$ we set the density to zero on the edge. For the external vector potential we use the gauge $\mathbf{A} = [0, Bx]$ which gives velocity fields of the form $v_I^x = 0$ and $v_I^y = v_I^y(x)$. Assuming that a_{I_0} are also functions of x only and inserting the above ansatz into (12a)-(12d) we obtain a set of coupled equations for the various fields appearing in the problem. We solve the equations numerically for the cases of short-range interaction $U = 2\pi \lambda_s \delta(\mathbf{r} - \mathbf{r}')$ and Coulomb interaction

$U = (2\pi\lambda_c)/|\mathbf{r} - \mathbf{r}'|$ with $\lambda_c = e^2/(2\pi\epsilon\hbar\omega_c)$ plus a constant positive neutralizing background. Representative solutions are presented in Figs. 2 and 3

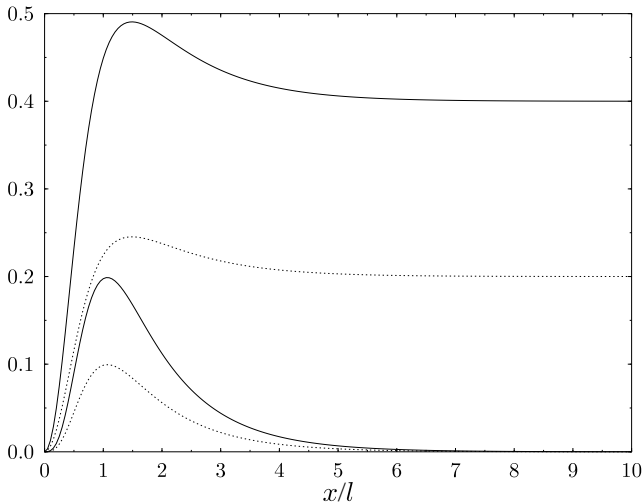


FIG. 2: Mean-field solution for a $\nu = 2/5$ edge in equilibrium $\kappa_1 = \kappa_2 = 0$ with short range interaction $\lambda_s = 1$ and $\lambda_{IJ} = 2\pi m/\nu\delta_{IJ}$. The upper dotted and solid lines depict the densities $\rho_1 = \rho_2$ and $\rho = \rho_1 + \rho_2$ respectively, in units of ρ_0 . The lower lines correspond to the current densities $j_1^y = j_2^y$ and $j^y = j_1^y + j_2^y$ in units of $\rho_0\omega_c l$.

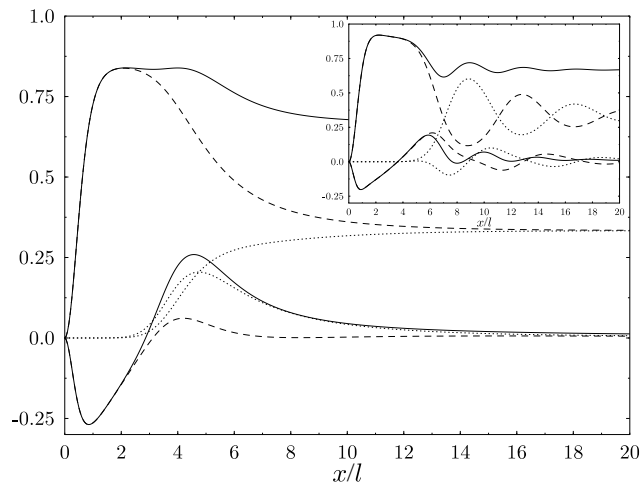


FIG. 3: Mean-field solution for a $\nu = 2/3$ edge out of equilibrium $\kappa_1 = 3$, $\kappa_2 = -1$ with Coulomb interaction³¹ $\lambda_c = 0.2$ and $\lambda_{IJ} = 2\pi m/\nu\delta_{IJ}$. The upper dotted, dashed and solid lines depict the densities ρ_1 , ρ_2 and $\rho = \rho_1 + \rho_2$ respectively, in units of ρ_0 . The lower lines correspond to the current densities j_1^y , j_2^y and $j^y = j_1^y + j_2^y$ in units of $\rho_0\omega_c l$. For increased asymmetry between the two condensates the strip of enhanced density near the edge becomes wider with filling factor approaching 1, cf. Ref. 33. The solution corresponding to the same parameters but when $\lambda_{IJ} = 2\pi K_{IJ}$ is shown in the inset.

The solutions to the mean-field equations form an m -dimensional manifold which is parameterized by the

quantum numbers $\{\kappa_I\}$. These quantum numbers are the conserved momenta along the edge of the different condensates and may be thought of as their collective guiding center coordinates. Varying their values translates the condensates in the x direction. They also determine the amount of excess charge (per unit length in the y direction) carried by each of the condensates relative to a step-like constant density profile. To demonstrate this relation we integrate Eq. (12a), noting that the ansatz (17) implies $v_I^y(0) = \kappa_I$ and that the velocity vanishes in the bulk of the system. Consequently we obtain

$$\sum_{J=1}^m (K^{-1})_{IJ} \kappa_J = \int \left(\rho_I - \frac{\nu}{m} \right) dx. \quad (18)$$

For a given set $\{\kappa_I\}$ the values of $\{\mu_I\}$ are determined by the requirement that far from the edge the density attains its bulk value ν . To appreciate their physical meaning we consider the energy difference between two neighboring mean-field solutions differing by the number of particles in one of the condensates. For our ansatz such a variation is achieved by a suitable change of $\{\kappa_I\}$ using (18). Utilizing the mean-field equations one finds in this case

$$\begin{aligned} \delta E &= \int d^2r \sum_{I=1}^m \left(\frac{\delta \mathcal{H}}{\delta \rho_I} \delta \rho_I + \frac{\delta \mathcal{H}}{\delta \mathbf{v}_I} \delta \mathbf{v}_I \right) \\ &= - \int d^2r \sum_{I=1}^m \partial_t \theta_I \delta \rho_I = \sum_{I=1}^m \mu_I \delta N_I, \end{aligned} \quad (19)$$

where $\int d^2r \delta \rho_I \equiv \delta N_I$. Accordingly, μ_I is interpreted as the chemical potential of the I -th condensate. In the noninteracting limit we find numerically that the chemical potential of equilibrium configurations (see below) decreases and approaches $\hbar\omega_c/2$ as the edge is placed away from the wall. This reflects the fact that under such conditions neighboring ground states may be related by the addition of charge to the rim of the electronic droplet. This result thus provides further evidence for the utility of the added contact interactions in the mean-field Hamiltonian.

In case of short-range interaction the fields approach their bulk values exponentially in the distance from the wall²⁸ (cf. Fig. 2). As a result we find from Eq. (12d) that for large x $a_{I_0} = -\mu_I + \nu\lambda_s + 1$. Noting that in our gauge $a_{I_0}(0) = 0$ we integrate Eq. (12b) to obtain the following relation connecting the chemical potentials $\{\mu_I\}$ to the currents carried by the different condensates

$$\sum_{J=1}^m (K^{-1})_{IJ} \mu_J - \frac{\nu}{m} (1 + \nu\lambda_s) = I_I. \quad (20)$$

For Coulomb interaction the asymptotic behavior of the fields at large distances from the edge is determined by the total charge carried by the system relative to the constant neutralizing background. From (18) we

find the linear charge density along the edge to be $\sigma = (\nu/m) \sum_{I=1}^m \kappa_I$. Assuming that the length of the sample L is much larger than the length over which the density changes appreciably ($\sim \sigma/\nu$) we can integrate the interaction term in (12d) to find $(1/2\pi) \int U(\mathbf{r} - \mathbf{r}') [\rho(\mathbf{r}') - \nu] d^2r' \simeq 2\lambda_c \sigma \ln L - 2\lambda_c \int [\rho(x') - \nu] \ln(|x - x'|) dx'$. The constant term is the leading contribution to the chemical potentials. It corresponds to the dominant part of the charging energy of the edge $\lambda_c \sigma^2 L \ln L$. The remaining contributions to the chemical potentials will be denoted by $\tilde{\mu}_I = \mu_I - 2\lambda_c \sigma \ln L$. When $\sigma \neq 0$ we find at large distances $\rho_I \simeq \nu/m + 2\lambda_c \sigma/x^2$, $v_I^y \simeq 2\lambda_c \sigma/x$ and $a_{I_0} \simeq -\tilde{\mu}_I + 1 - 2\lambda_c \sigma \ln x$ (with or without relative oscillations between the condensates, cf. Fig 3). The slow decay of the current density results in a logarithmically diverging contribution to the integrated current from the wall to a point x . Defining $\tilde{I}_I = I_I - 2\lambda_c \sigma (\nu/m) \ln x$ one obtains

$$\sum_{J=1}^m (K^{-1})_{IJ} \tilde{\mu}_J - \frac{\nu}{m} = \tilde{I}_I. \quad (21)$$

If $\sigma = 0$ the fields relax to their bulk values more rapidly $\rho_I \sim \nu/m + x^{-3}$, $v_I^y \sim x^{-2}$ and $a_{I_0} \sim -\mu_I + 1 + x^{-1}$. Consequently the current is finite and a similar relation to (21) holds for $\{\mu_I\}$ and $\{I_I\}$.

We remark that (21) leads to the appropriate quantized Hall conductance for a wide bar²⁸ ($L \gg W \gg \kappa l$). Consider two edges in equilibrium with chemical potentials $\mu_{1,2}$ and charge densities $\pm\sigma$. Summing over the edge channels we find

$$I = I_1 - I_2 = \nu[\mu_1 - \mu_2 + 4\lambda_c \sigma \ln(W/L)] \equiv \nu V_{\text{Hall}}. \quad (22)$$

The expression for the Hall voltage reflects the modification of the edge chemical potential due to the electrostatic potential induced by the opposite edge.

The particular solution to be realized out of the manifold of mean-field configurations is determined by the external constraints imposed on the system. Strictly speaking, since the κ_I are conserved quantities, the entire manifold corresponds to equilibrium states of the system. Taking, however, a more experimentally motivated point of view we will identify the equilibrium configurations as those which minimize the energy for a given total charge at the edge, as determined by the electrostatic potentials applied to the edge. Any perturbation which breaks the translation invariance in the y direction will cause the system to seek and eventually settle down in this solution. A similar definition may be applied to the case where the edge is constrained to sustain a given total current instead of charge.

As can be seen from Eq. (19) the symmetrical configurations ($\kappa_I = \kappa$, $\mu_I = \mu$) are extrema of the energy functional for a fixed total charge at the edge ($\sum_I \delta N_I = 0$). From our numerical results we find that as long as this charge is not too large they indeed correspond to equilibrium solutions, see Figs. 4 and 5. However, when the charge is increased the symmetrical solutions turn into

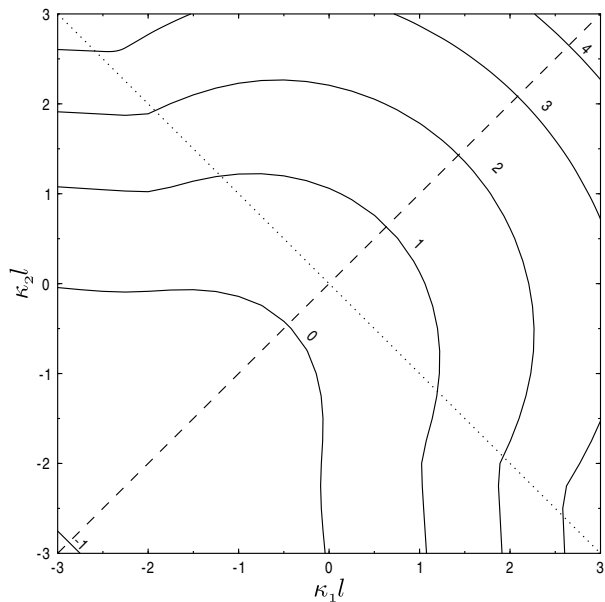


FIG. 4: A map of the mean-field solutions for a $\nu = 2/5$ system with Coulomb interaction $\lambda_c = 0.2$ and $\lambda_{IJ} = 2\pi m/\nu \delta_{IJ}$. The solid curves correspond to equi-current families of solutions. The integrated current over a distance of $80l$ from the edge is given in units of $e\omega_c$. The dashed and dotted lines are the equilibrium ($\mu_1 = \mu_2$) and neutrality ($\kappa_1 = -\kappa_2$) lines respectively. The reversal in the direction of the current with decreasing κ signals a transition from skipping orbits along the wall to circular orbits on the rim of the Hall droplet.

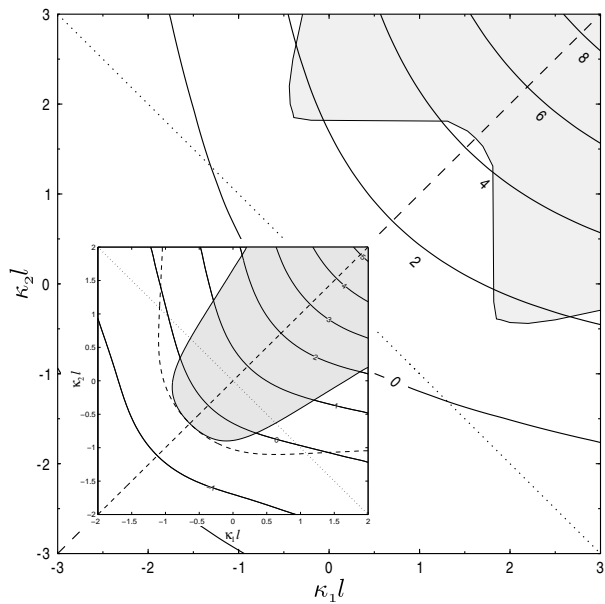


FIG. 5: A map of the mean-field solutions for a $\nu = 2/3$ system with Coulomb interaction $\lambda_c = 0.2$ and $\lambda_{IJ} = 2\pi m/\nu \delta_{IJ}$. The notations are similar to Fig. 4. In the shaded region the mean-field solutions are unstable, as described in the text. The inset shows a similar map for $\lambda_{IJ} = 2\pi K_{IJ}$. Note the bifurcation of the equilibrium line $\kappa_1 = \kappa_2$ upon entering the unstable region and the new asymmetric equilibrium states.

local energy maxima and new asymmetrical equilibrium states appear. This is particularly clear in the case of the $\nu = 2/3$ edge, see Fig. 5, but the effect also exists for large κ in the $\nu = 2/5$ edge.

In the following section we will obtain the gapless edge excitations. As we have mentioned in the introduction they consist of a single magnetoplasmon mode and $m - 1$ acoustic branches. For a $\nu = 2/3$ edge we find that the latter become soft inside a parameter region, denoted by the shaded area in Fig. 5, whose extent depends on the particular model interactions (see also the inset in Fig. 6). Since in the acoustic mode the two condensates oscillate out of phase this softening signals a tendency of the edge to reconstruct by transferring charge from one condensate to the other. i.e. by deviating from the symmetrical solution along the direction of the neutrality line. Fig. 5 confirms this conclusion. We note that in reality the edge reconstruction may involve population of additional Landau levels in the vicinity of the edge. Such processes, however, fall outside of the model studied here.

When no constraints are imposed on the system it will choose the globally lowest available state. In the case of Coulomb interaction such a solution corresponds to a neutral configuration ($\kappa_I = 0$) that minimizes the dominant charging energy (in realistic edges, for example in overgrown cleaved edge samples, additional potentials due to near-by charges may alter this conclusion⁸). For short-range interaction the chemical potential of a system in equilibrium is a monotonically increasing function of κ . Consequently energy is gained by placing the edge as far as possible from the confining wall. In order to fix the edge one has to introduce an additional confining potential.

The equilibrium solutions compose only a small fraction of the mean-field manifold. The rest of the solutions describe possible realizations of the edge out of equilibrium. Deliberate action must be taken in order to place the system in one of these configurations. Experimentally, this may be achieved through selective population of edge channels employing gates over the edge. The relatively large equilibration lengths found in experiments^{34,35} (few μm) raise the possibility of observing such states.

IV. SYMMETRICAL EDGES

A. Edge Excitations

Having obtained the mean-field solutions we are now in a position to study small fluctuations about them. To this end we consider the RPA equations which are derived from Eqs. (12a)-(12d) by linearization around one of the mean-field configurations

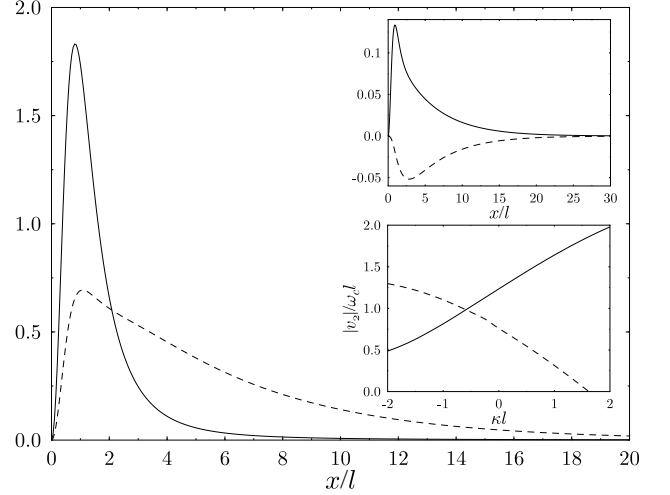


FIG. 6: Excitations of a $\nu = 2/5$ edge in equilibrium $\kappa_1 = \kappa_2 = 0$ with Coulomb interaction $\lambda_c = 0.2$ and $\lambda_{IJ} = 2\pi m/\nu\delta_{IJ}$. The solid line depicts the density profile of the magnetoplasmon mode where $\delta\rho_1^1 = \delta\rho_2^1$. The dashed line corresponds to the density profile of the neutral mode $\delta\rho_1^2 = -\delta\rho_2^2$ where the condensates oscillate out of phase. The upper inset presents the translation modes of this edge. The solid and dashed curves correspond to $\partial\rho_1/\partial\kappa_1 = \partial\rho_2/\partial\kappa_2$ and $\partial\rho_1/\partial\kappa_2 = \partial\rho_2/\partial\kappa_1$ respectively. The lower inset shows the velocity of the neutral mode for symmetric edges $\kappa_1 = \kappa_2 = \kappa$ with the same interaction. The solid and dashed lines correspond to a $\nu = 2/5$ and $\nu = 2/3$ edges respectively.

$$\sum_{J=1}^m (K^{-1})_{IJ} \epsilon_{ij} \partial_i \delta v_J^j = -\delta\rho_I, \quad (23a)$$

$$\sum_{J=1}^m (K^{-1})_{IJ} (\partial_t \partial_i \delta\theta_J - \partial_t \delta v_J^i - \partial_i \delta a_{J0}) = \epsilon_{iy} \delta\rho_I v_I^y + \epsilon_{ij} \rho_I \delta v_I^j, \quad (23b)$$

$$\partial_t \delta\rho_I = -\nabla(\delta\rho_I \mathbf{v}_I + \rho_I \delta\mathbf{v}_I), \quad (23c)$$

$$\begin{aligned} \partial_t \delta\theta_I = & -v_I^y \delta v_I^y + P(\rho_I, \delta\rho_I) + \frac{\partial_y^2 \delta\rho_I}{4\rho_I} + \delta a_{I0} \\ & - \frac{1}{2\pi} \sum_J \lambda_{IJ} \delta\rho_J - \frac{1}{2\pi} \int U(\mathbf{r} - \mathbf{r}') \delta\rho(\mathbf{r}') d^2 r'. \end{aligned} \quad (23d)$$

Here $P(\rho_I, \delta\rho_I)$ is the part of the linearized "quantum pressure" term, i.e., the second term on the right-hand side of (12d) containing x derivatives, and $\delta\rho = \sum_{I=1}^m \delta\rho_I$.

We can easily identify m independent solutions to the above equations. These are the small variations that connect the static solution, around which we linearized, and its neighboring configurations on the mean-field manifold. They are obtained from the static solution by taking

its derivatives with respect to the m conserved momenta κ_I . Representative examples of these translation modes are shown in the inset of Fig. 6. Evidently they correspond to a shift of the condensates in the x direction and hence to the addition and removal of charge from the vicinity of the edge. At present the amount of this charge is arbitrary since, due to the linearity of (23a)-(23d), it is determined only up to a multiplicative constant. However, we will show that the periodic boundary conditions impose on it discrete values in units of ν/m . We therefore interpret these modes as edge states of the m types of quasiparticles³⁶ that can be generated by threading one of the condensates with an extra flux line [of the type associated with the CS transformation (6)].

The translation modes are the building blocks for the construction of the m gapless excitation branches supported by the edge of the system. Considering the long-wavelength limit we find

$$\begin{aligned}\delta\rho_I^{\alpha,k} &= \sum_{J=1}^m A_J^\alpha(k) \frac{\partial\rho_I(x)}{\partial\kappa_J} e^{-i(ky-\omega_\alpha t)}, \\ \delta v_I^{x,\alpha,k} &= \frac{i}{\rho_I(x)} \sum_{J,L=1}^m A_J^\alpha(k) (K^{-1})_{IL} \left[\omega_\alpha \frac{\partial v_L^y(x)}{\partial\kappa_J} \right. \\ &\quad \left. - k \frac{\partial a_{L0}(x)}{\partial\kappa_J} - \omega_\alpha \delta_{LJ} \right] e^{-i(ky-\omega_\alpha t)}, \\ \delta v_I^{y,\alpha,k} &= \sum_{J=1}^m A_J^\alpha(k) \frac{\partial v_I^y(x)}{\partial\kappa_J} e^{-i(ky-\omega_\alpha t)}, \\ \delta a_{I_0}^{\alpha,k} &= \sum_{J=1}^m A_J^\alpha(k) \frac{\partial a_{I_0}(x)}{\partial\kappa_J} e^{-i(ky-\omega_\alpha t)}, \\ \delta\theta_I^{\alpha,k} &= \frac{i}{k} A_I^\alpha(k) e^{-i(ky-\omega_\alpha t)},\end{aligned}\quad (24)$$

where $\alpha = 1, \dots, m$ is the branch index. The real and imaginary parts of (24) are, to first order in k , independent solutions of the RPA equations. The expansion coefficients $A_J^\alpha(k)$ and the dispersion relations $\omega_\alpha(k)$ are determined from the secular equation obtained by plugging (24) into (23d)

$$\begin{aligned}\sum_{J=1}^m \left[B_{IJ} - \frac{\omega_\alpha}{k} \delta_{IJ} \right] A_J^\alpha(k) &= 0, \\ B_{IJ} &= \frac{\partial \tilde{\mu}_I}{\partial \kappa_J} + 2\lambda_c \frac{\nu}{m} \ln \left(\frac{2e^{-\gamma}}{|k|} \right).\end{aligned}\quad (25)$$

γ is the Euler constant appearing in the long wavelength limit of the Coulomb interaction term (This and the following results hold also in the case of short-range interaction after replacing $\tilde{\mu}$ by μ and setting $\lambda_c = 0$).

Due to the assumed symmetry of the mean-field solution $\partial \tilde{\mu}_I / \partial \kappa_I \equiv \eta_1$ and $\partial \tilde{\mu}_I / \partial \kappa_J \equiv \eta_2$ for all $J \neq I$. As a result the matrix B is symmetric and takes the form

$$B = \left[\eta_2 + 2\lambda_c \frac{\nu}{m} \ln \left(\frac{2e^{-\gamma}}{|k|} \right) \right] C + (\eta_1 - \eta_2) \mathbf{1}. \quad (26)$$

Here again C is the pseudo-identity matrix.

The eigenvalue problem (25) is readily solved to give one edge-magnetoplasmon mode and $m-1$ degenerate branches with acoustic dispersion²⁶. The magnetoplasmon corresponds to a coherent in-phase oscillation of the condensates with $A_I^1(k) = 2\pi/L\nu$ (cf. Fig. 6). We have normalized the eigenvector such that the charge carried by its density profile is $\int d^2r \sum_{I,J=1}^m A_J^1(k) (\partial\rho_I / \partial\kappa_J) = 2\pi$ (1 in dimensionful units) as can be easily verified using (18). Its dispersion relation is

$$v_1 \equiv \frac{\omega_1}{k} = \eta_1 + (m-1)\eta_2 + 2\nu\lambda_c \ln \left(\frac{2e^{-\gamma}}{|k|} \right). \quad (27)$$

We will show below that this mode propagates in the positive y direction for all fractions.

The rest of the modes are degenerate and have acoustic dispersion with velocity

$$v_2 \equiv \frac{\omega_2}{k} = \eta_1 - \eta_2. \quad (28)$$

They correspond to excitations in which the different condensates oscillate out of phase under the condition $\sum_{I=1}^m A_I^\alpha(k) = 0$ and are therefore neutral (this perfect neutrality is not expected to hold in the case of a single-layer system). In the following we take them to be orthogonal and normalized according to $|\mathbf{A}^\alpha| = 2\pi/L$.

The direction in which the neutral modes propagate depends on the filling factor. The reason for this stems from the relation between the velocity of the mode v_2 and the inverse compressibility of the edges of the condensates. The latter can be viewed, according to Eq. (18), as one-dimensional systems of length L and $N_I = L \sum_{J=1}^m (K^{-1})_{IJ} \kappa_J$ particles (where negative values of N_I correspond to minus the number of holes on the edge). Consider the inverse compressibility of the edge of the I -th condensate $\chi_I^{-1} = (N_I^2/L)(\delta\mu_I/\delta N_I)$ under the constraint of fixed total charge, i.e. for variations satisfying $\sum_J \delta\kappa_J = 0$. Using Eq. (18) and the form of K^{-1} one finds for the symmetric solutions $\chi_I^{-1} = \pm(N_I/L)^2(\eta_1 - \eta_2)$. The stability requirement $\chi_I > 0$ then implies that $\text{sgn}(v_2) = \pm 1$ for $\nu = m/(pm \pm 1)$.

We remark that for short range interaction the preceding analysis can be carried out to second order in k . To this order the RPA solution is the same as (24) but with $\delta\rho_I^{\alpha,k}$, $\delta v_I^{y,\alpha,k}$ and $\delta a_{I_0}^{\alpha,k}$ multiplied by $(1+k)$. As a result one finds for the dispersion relations

$$\omega_1(k) = [\eta_1 + (m-1)\eta_2]k(1+k), \quad (29)$$

$$\omega_2(k) = (\eta_1 - \eta_2)k(1+k). \quad (30)$$

The inverse compressibility vanishes when the edge of the static solution is far away from the wall (i.e. at large negative κ) for which case $\omega_2 \sim k^3$. A similar result for the case $\nu = 1$ was obtained in Ref. 37.

B. The Tomonaga-Luttinger model

In addition to the gapless edge modes a general excited state of the system may include other types of excitations such as bulk magnetoplasmons, magnetorotons, quasiparticles and quasiholes. However, since all of them involve an energy gap the edge modes are expected to dominate the low energy physics. We will thus restrict our consideration to cases in which the deviations of the various fields from their static ground state configurations can be expanded solely in terms of the gapless excitations. Our plan is to plug these expansions into the Lagrangian (10) in order to obtain its low energy effective form and to use them to invert the CS transformations (2,6). The result will be an expression for the original electronic operators in terms of the bosonic edge modes. For this purpose we are interested to use the kernels (13,14) and accordingly have to transform back to the gauge (15, 16) which they induce. As a result the gauge dependent quantities a_{I_0} and θ_I change, the latter to $[\kappa_I - 1/2 \int dx \sum_{J=1}^m K_{IJ} \rho_J(x)]y - [\mu_I - 1/2 \int dx \sum_{J=1}^m K_{IJ} \rho_J v_J^y(x)]t$. The expansion of the deviation fields is then

$$\begin{aligned}
\delta\rho_I &= \sum_{\alpha=1}^m \sum_k \rho_\alpha(k) \delta\rho_I^{\alpha,k}, \\
\delta v_I^x &= \sum_{\alpha=1}^m \sum_k \rho_\alpha(k) \delta v_I^{x,\alpha,k}, \\
\delta v_I^y &= \sum_{\alpha=1}^m \sum_k \rho_\alpha(k) \delta v_I^{y,\alpha,k}, \\
\delta a_{I_0} &= \sum_{\alpha=1}^m \left\{ \rho_\alpha(0) \left[\delta a_{I_0}^{\alpha,0} + \frac{1}{2} \sum_{J=1}^m A_J^\alpha(0) \frac{\partial \mu_I}{\partial \kappa_J} \right] \right. \\
&\quad \left. + \sum_{k \neq 0} \rho_\alpha(k) \left[\delta a_{I_0}^{\alpha,k} + \frac{1}{2} A_I^\alpha(k) \frac{\omega_\alpha}{k} e^{-iky} \right] \right\}, \\
\delta\theta_I &= \frac{1}{2} \sum_{\alpha=1}^m \left[\rho_\alpha(0) A_I^\alpha(0) y + \sum_{k \neq 0} \rho_\alpha(k) \delta\theta_I^{\alpha,k} \right].
\end{aligned} \tag{31}$$

In (31) the time dependence has been shifted from the eigenmodes to the expansion coefficients $\rho_\alpha(k)$ which are going to become upon quantization the creation and annihilation operators of the edge excitations. Similarly the coefficients $\rho_\alpha(0)$ will play the role of the number operators of the zero modes [the $k \rightarrow 0$ limit of the real part of (24)]. They, in turn, are related to the number operators $\rho_J(0)$ which measure the total excess charge at the edge relative to the background mean-field configuration due to the presence of translation modes $(2\pi m/\nu L)(\partial\rho_I/\partial\kappa_J)$. Explicitly

$$\rho_I(0) = \frac{L\nu}{2\pi m} \sum_{\alpha=1}^m A_I^\alpha(0) \rho_\alpha(0). \tag{32}$$

In the following we take these operators to be time independent corresponding to fixed total charge at the edge.

The effective low energy Lagrangian is obtained by substituting (31) into (10) and keeping terms to lowest order in k ,

$$\begin{aligned}
L_{sym} &= - \frac{2\pi\hbar}{L\nu} \sum_{k>0} \frac{i}{k} \partial_t \rho_1(k) \rho_1(-k) \\
&\mp \frac{2\pi\hbar}{L} \sum_{\alpha=2}^m \sum_{k>0} \frac{i}{k} \partial_t \rho_\alpha(k) \rho_\alpha(-k) \\
&- \frac{\pi}{L\nu} [\eta_1 + (m-1)\eta_2] \rho_1(0) \rho_1(0) \\
&\mp \frac{\pi}{L} (\eta_1 - \eta_2) \sum_{\alpha=2}^m \rho_\alpha(0) \rho_\alpha(0) \\
&- \frac{2\pi\hbar}{L\nu} \sum_{k>0} v_1(k) \rho_1(k) \rho_1(-k) \\
&\mp \frac{2\pi\hbar v_2}{L} \sum_{\alpha=2}^m \sum_{k>0} \rho_\alpha(k) \rho_\alpha(-k),
\end{aligned} \tag{33}$$

where we have restored the units of dimensions. The first two terms of the Lagrangian constitute its symplectic part containing the information about the algebra satisfied by the density operators. Taking $\rho_\alpha(k > 0)$ to be the coordinates we find that $\rho_\alpha(k < 0)$ (up to constants) play the role of their conjugate momenta. Accordingly their commutation relations are given by ($k > 0$)

$$\begin{aligned}
[\rho_1(k), \rho_1(-p)] &= - \frac{kL\nu}{2\pi} \delta_{kp}, \\
[\rho_\alpha(k), \rho_\beta(-p)] &= \mp \frac{kL}{2\pi} \delta_{\alpha\beta} \delta_{kp}, \quad \alpha, \beta = 2, \dots, m \\
[\rho_1(k), \rho_\alpha(-p)] &= 0.
\end{aligned} \tag{34}$$

The number operators $\rho_\alpha(0)$, or equivalently $\rho_I(0)$, are absent from the above algebra due to our assumption of constant edge charge. In case this assumption does not hold one needs to introduce additional operators, conjugated to $\rho_I(0)$, that change this charge³⁸.

The effective low energy Hamiltonian is given by (minus) the remaining part of the Lagrangian. Its first two terms correspond to the energy due to excess charge on the edge while the last two terms describe the energy of the gapless excitations. Using the commutation relations (34) one finds that $\rho_\alpha(k)$ indeed create and destroy the eigenmodes (24) with frequencies $\omega_\alpha(k)$. Note that for the Hamiltonian to be bounded from below the velocity of the magnetoplasmon v_1 should be positive while the neutral modes must propagate along the $\pm y$ direction ($v_2 \geq 0$) for the fractions $\nu = m/(pm \pm 1)$, as argued previously and affirmed by our numerical calculations.

To lowest order in k we find that in the gauge defined by (15,16) the bosonic operators are given by $\phi_I(\mathbf{r}) = \sqrt{\rho_I(x)} \exp[i(\theta_I + \delta\theta_I)(y)]$. Using Eqs. (13,14) the CS transformations (2, 6) can be inverted to obtain from $\phi_I(\mathbf{r})$ an approximate form for the electronic operator $\psi_I(\mathbf{r})$. It contains the low energy edge components of the exact $\psi_I(\mathbf{r})$. As a final step we project the two-dimensional operator on the edge by integrating over the

x direction with the weight $\partial_\kappa \rho_I(x)/\sqrt{\rho_I(x)}$. The resulting expression for the one-dimensional operator [after omitting y -independent terms in $\Lambda(\mathbf{r})$ and $\Lambda_I(\mathbf{r})$] is

$$\begin{aligned}\psi_I(y) &= L^{-1/2} \exp[i\varphi_I(y)], \\ \varphi_I(y) &= \kappa y + \sum_{\alpha=1}^m A_I^\alpha(0) \rho_\alpha(0) y \\ &+ \sum_{k \neq 0} \sum_{\alpha=1}^m \frac{i}{k} A_I^\alpha(k) \rho_\alpha(k) e^{-iky},\end{aligned}\quad (35)$$

which constitutes the bosonization formula of the CTLL model. It is interesting that in the gauge we are using φ_I is composed in equal parts of contributions from the CS phase $\Lambda + \Lambda_I$ and from the phase $\delta\theta_I$ of the bosonic field. We also note, using (32,35), that the spectrum of $\rho_I(0)$ is constrained by the periodic conditions on ψ_I to take discrete values in multiples of ν/m . This observation conforms with our earlier identification of the translation modes as edge states of quasiparticles [see discussion following (23a- 23d)].

The above expression for ψ_I obeys fermionic anticommutation relations. It is a result of

$$[\varphi_I(y), \varphi_J(y')] = (p \pm \delta_{IJ}) \pi i \operatorname{sgn}(y - y'), \quad (36)$$

which is easily obtained using the orthogonality relation $\sum_{\alpha=2}^m (A_I^\alpha)^2 = (2\pi/L)^2 (1 - 1/m)$ (in order to have the proper anticommutation between different ψ_I one also needs to introduce Klein factors³⁸.) Additionally Eqs. (31,34) can be utilized to derive $[\delta\rho(y), \psi_I^\dagger(y')] = \delta(y - y') \psi_I^\dagger(y')$, where $\delta\rho(y, t) = \int dx \sum_{I=1}^m \delta\rho_I(\mathbf{r}, t)$, indicating that ψ_I^\dagger creates a localized unit charge at the edge as it should.

The bosonization formula (35) and the fact that the ρ_α create eigenmodes of the system enable a straightforward evaluation of the edge propagator, which in the case of short range interaction is

$$\langle \psi_I^\dagger(y, t) \psi_I(0, 0) \rangle \propto (y - v_1 t)^{-\frac{1}{\nu}} (y - v_2 t)^{-(1 - \frac{1}{m})}. \quad (37)$$

The theory thus reproduces the power-law behavior $I \sim V^\gamma$ for tunneling into FQHE edges as predicted previously by Wen¹⁷. One finds $\gamma = p + 1$ for the $\nu = m/(pm + 1)$ fractions and $\gamma = p + 1 - 2/m$ if $\nu = m/(pm - 1)$. In the presence of Coulomb interactions the magnetoplasmon contribution to the propagator (37) introduces an additional correction $\sim (\ln t)^{-\frac{1}{\nu}}$ at long times $2\nu\lambda_c\omega_c t \gg 1$.

So far we did not take into account the possibility of tunneling between the various condensates. Such processes may exist in multi-layer systems with small inter-layer separation (of the kind needed to establish correlations between the layers as assumed in our theory). They necessarily arise in single-layer FQHE systems from the terms connecting different composite fermions Landau levels as discussed following Eq. (5). In an $m = 2$ symmetric edge Eq. (35) implies that $\psi_{I=1,2} \propto \exp[i(\varphi_c \pm$

$\varphi_n)]$ where φ_c and φ_n are the magnetoplasmon and the neutral mode contributions to φ_I respectively. Consequently a tunneling term $\psi_1^\dagger \psi_2 + \text{h.c.}$ modifies the neutral sector of the free edge theory (33) into a *chiral* sine-Gordon theory. The edge propagator for a $\nu = 2/(2p + 1)$ system under such circumstances has been calculated by Naud et.al³⁹ and an algebraic decay, with the same exponent as in Eq. (37), was found to persist.

V. ASYMMETRICAL EDGES

When the edge configuration is asymmetric the matrix B appearing in the secular equation (25) is no longer symmetric and the eigenvectors \mathbf{A}^α do not form in general an orthogonal set. More notably the latter do not correspond to eigenmodes of the effective Hamiltonian and an additional diagonalization procedure is needed.

To demonstrate this point we proceed to evaluate the effective Lagrangian, as described in the previous section, continuing to use the normalization $\sum_{I=1}^m A_I^\alpha = 2\pi m/L\nu$ in which the solutions carry a unit charge. The symplectic part yields the following algebra for the density operators

$$\begin{aligned}[\rho_\alpha(k), \rho_\beta(-p)] &= -\frac{kL}{2\pi} (M^{-1})_{\alpha\beta} \delta_{kp} \quad (k > 0), \\ M_{\alpha\beta} &= \mp p(pm \pm 1) \pm \left(\frac{L}{2\pi}\right)^2 \sum_{I=1}^m A_I^\alpha A_I^\beta.\end{aligned}\quad (38)$$

Note that now \mathbf{A}^α and therefore also M are (even) functions of k . For notational convenience we avoid an additional k index on these quantities. The effective Hamiltonian reads

$$\begin{aligned}H &= \frac{L\hbar}{4\pi} \sum_{\substack{I,J,L \\ \alpha,\beta=1}}^m \frac{\partial \mu_I}{\partial \kappa_J} (K^{-1})_{IL} A_L^\alpha A_J^\beta \rho_\alpha(0) \rho_\beta(0) \\ &+ \frac{\pi\hbar}{L} \sum_{\alpha,\beta=1}^m \sum_{k>0} M_{\alpha\beta} \frac{\omega_\alpha + \omega_\beta}{k} \rho_\alpha(k) \rho_\beta(-k).\end{aligned}\quad (39)$$

It is now clear that the frequencies ω_α obtained from the secular equation are not the eigenfrequencies of H and ρ_α do not create its eigenmodes. Nevertheless we can still express the ψ_I in terms of them. The result is similar to the one found in the symmetric case (35) except that now κ is replaced by κ_I . Using the identity proven in the appendix one can show that (36) and consequently the anti-commutation relations and the charge associated with ψ_I remain unchanged with respect to the symmetric case.

In the following we will derive the eigenmodes of (39), consider their coupling to an external electric field and calculate the tunneling exponent into the edge. We will consider a generic fraction of the form $\nu = m/(pm + 1)$ and restrict most of the discussion of the other fractions to $\nu = 2/3$.

$$\text{A. } \nu = m/(pm + 1)$$

In order to make progress we note that the matrices M and K^{-1} are congruent

$$M = (pm \pm 1)^2 AK^{-1}\tilde{A}, \quad (40)$$

where A is defined in (A.2). Accordingly they have the same signature. Since the spectrum of K^{-1} is composed of the eigenvalue ν/m and $m-1$ degenerate states with eigenvalues ± 1 we conclude that M has m positive eigenvalues for the $\nu = m/(pm+1)$ fractions and a single positive and $m-1$ negative eigenvalues if $\nu = m/(pm-1)$.

Thus, there exists a (real nonorthogonal) matrix U such that $UM^{-1}\tilde{U} = \sigma$ where σ is diagonal containing the signs of the eigenvalues of M^{-1} . Concentrating on the $\nu = m/(pm+1)$ case, where $\sigma = \mathbf{1}$, we use it to define for $k > 0$ the bosonic operators

$$a_{\alpha k} = \left(\frac{2\pi}{kL}\right)^{1/2} \sum_{\beta=1}^m (VU)_{\alpha\beta} \rho_{\beta}(-k), \quad (41)$$

in terms of which

$$\rho_{\alpha}(-k) = \left(\frac{kL}{2\pi}\right)^{1/2} \sum_{\beta=1}^m (U^{-1}\tilde{V})_{\alpha\beta} a_{\beta k}. \quad (42)$$

V is an orthogonal matrix to be determined below. The hermitian conjugates of (41,42) are obtained using $\rho_{\alpha}(-k) = \rho_{\alpha}^{\dagger}(k)$. Defining the real symmetric matrices

$$N_{\alpha\beta} = \frac{1}{2}M_{\alpha\beta}(\omega_{\alpha} + \omega_{\beta}) \quad , \quad R = \tilde{U}^{-1}NU^{-1}, \quad (43)$$

the $k \neq 0$ part of H (39) takes the form

$$\frac{2\pi\hbar}{L} \sum_{\alpha,\beta=1}^m \sum_{k>0} \frac{N_{\alpha\beta}}{k} \rho_{\alpha}(k)\rho_{\beta}(-k) = \quad (44)$$

$$\hbar \sum_{\alpha=1}^m \sum_{k>0} \Omega_{\alpha}(k) a_{\alpha k}^{\dagger} a_{\alpha k},$$

provided we choose $VR\tilde{V} = \Omega$ with Ω diagonal. Thus, once U and V have been calculated the eigenmodes of H are determined. In practice, however, we find them to be very close to the solutions of the secular equation (25). As a result, in the long wavelength limit and in the presence of Coulomb interactions the distinction between a single magnetoplasmon mode and $m-1$ modes with acoustic dispersion is preserved. The dispersion relations receive small, linear in k , corrections which lift the degeneracy between the acoustic modes. For short range interactions our numerical results indicate that increasing the amount of asymmetry tend to increase the velocity of the in-phase mode while decreasing the velocity of the out-of-phase oscillations.

Expressing φ_I through $a_{\alpha k}$ we can calculate the edge propagator. Assuming short range interaction we obtain

$$\langle \psi_I^{\dagger}(y, t) \psi_I(0, 0) \rangle \propto \prod_{\alpha=1}^m (y - v_{\alpha}t)^{-\gamma_I^{\alpha}}, \quad (45)$$

$$\gamma_I^{\alpha} = \left(\frac{L}{2\pi}\right)^2 \sum_{\beta,\gamma=1}^m A_I^{\beta} A_I^{\gamma} (U^{-1}\tilde{V})_{\beta\alpha} (V\tilde{U}^{-1})_{\alpha\gamma}.$$

Using $U^{-1}\tilde{U}^{-1} = M^{-1}$ and the result of the appendix one finds that the time dependence of the propagator is insensitive to the details of the edge configuration

$$\gamma_I = \sum_{\alpha=1}^m \gamma_I^{\alpha} = p + 1, \quad (46)$$

in agreement with the universal tunneling exponent predicted by Wen¹⁷.

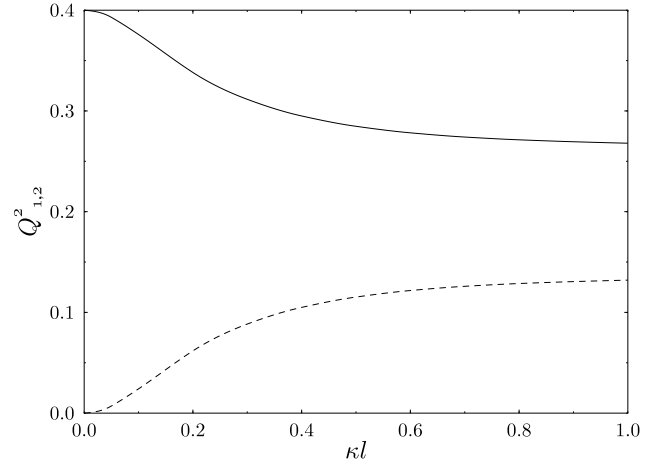


FIG. 7: Mode couplings for neutral asymmetric configurations $\kappa_1 = -\kappa_2 = \kappa$ of a $\nu = 2/5$ edge with short range interaction $\lambda_s = 1$ and $\lambda_{IJ} = 2\pi m/\nu \delta_{IJ}$. The solid and dashed lines correspond to Q_1^2 and Q_2^2 respectively.

For asymmetrical configurations the acoustic modes are no longer neutral. Consequently they couple to an external potential. The response of the edge to such a potential is given by the retarded density-density correlation function which is given by

$$C_{\text{ret}}(k, \omega) = - \sum_{\alpha=1}^m \frac{Q_{\alpha}^2(k)}{2\pi} \frac{k}{\omega - \Omega_{\alpha}(k) + i\delta}, \quad (47)$$

$$Q_{\alpha} = \sum_{\beta=1}^m (V\tilde{U}^{-1})_{\alpha\beta}.$$

The mode couplings obey the sum rule³

$$\sum_{\alpha=1}^m Q_{\alpha}^2 = \sum_{\alpha,\beta=1}^m (M^{-1})_{\alpha\beta} = \nu, \quad (48)$$

as shown in the appendix. Fig. 7 depicts the way the couplings evolve as a $\nu = 2/5$ edge with short range interactions is taken out of equilibrium. Clearly the charge of the out-of-phase mode increases with the degree of asymmetry, at the expense of the in-phase mode. In the case of Coulomb interactions a similar trend exists but the couplings become k -dependent. In particular the coupling of the acoustic mode decreases as $1/\ln(k)$ in the long-wavelength limit (see also Fig. 11) thus making it more difficult to detect.

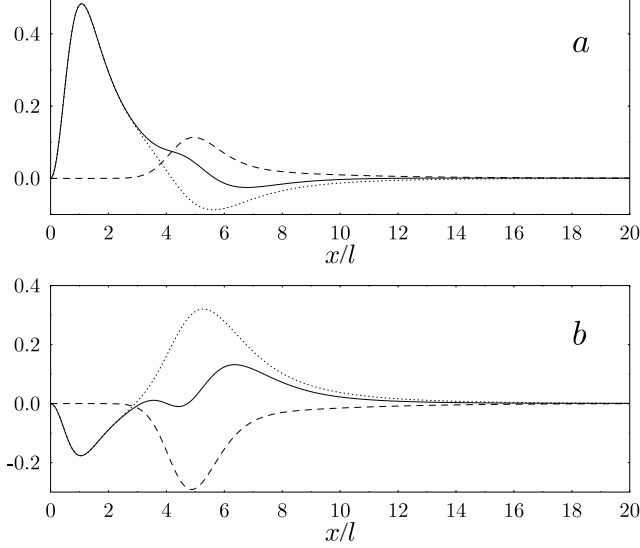


FIG. 8: Edge excitations of a neutral $\nu = 2/3$ edge out of equilibrium $\kappa_1 = -\kappa_2 = 2$ with Coulomb interaction $\lambda_c = 0.2$ and $\lambda_{IJ} = 2\pi m/\nu\delta_{IJ}$. They were calculated assuming a wavevector $kl = 10^{-4}$. The magnetoplasmon is shown in (a) where the dashed, dotted and solid lines present the density variations $\delta\rho_1^1, \delta\rho_2^1$ and their sum, respectively. The corresponding quantities for the acoustic mode are shown in (b).

B. $\nu = 2/3$

Here the edge supports two modes with $\sigma_1 = 1$ and $\sigma_2 = -1$. The introduction of the bosonic operators

$$a_{\alpha k} = \left(\frac{2\pi}{kL}\right)^{1/2} \sum_{\beta=1}^2 U_{\alpha\beta} \rho_{\beta}(-\sigma_{\alpha}k), \quad (49)$$

$$\rho_{\alpha}(-k) = \left(\frac{kL}{2\pi}\right)^{1/2} \left[(U^{-1})_{\alpha 1} a_{1k} + (U^{-1})_{\alpha 2} a_{2k}^{\dagger} \right],$$

does not lead to a diagonalized H and an additional Bogoliubov transformation

$$b_{1,2k} = \cosh \theta_k a_{1,2k} - \sinh \theta_k a_{2,1k}^{\dagger}, \quad (50)$$

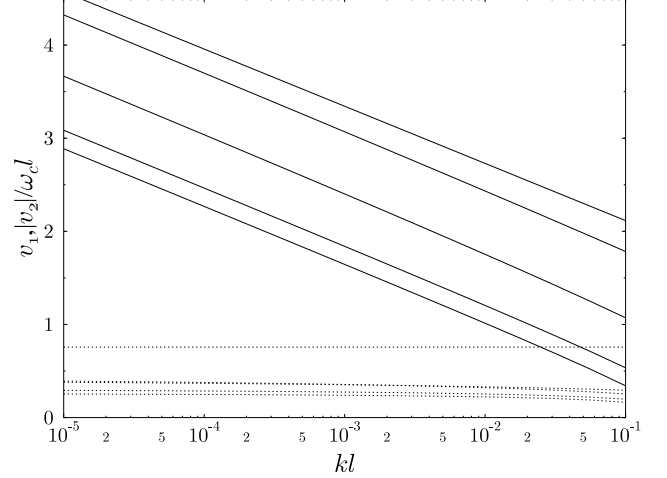


FIG. 9: Phase velocities of edge modes in neutral non-equilibrium configurations $\kappa_1 = -\kappa_2 = \kappa$ of a $\nu = 2/3$ edge with Coulomb interaction $\lambda_c = 0.2$ and $\lambda_{IJ} = 2\pi m/\nu\delta_{IJ}$. The solid lines depict, from top to bottom v_1 for $\kappa = 0, 1, 2, 3$ and 4. The dotted lines correspond in the same order to $|v_2|$.

with

$$\tanh 2\theta_k = -\frac{2R_{12}}{R_{11} + R_{22}}, \quad (51)$$

is needed to achieve the desired form. For an example of the resulting eigenmodes refer to Fig. 8.

The eigenfrequencies are

$$\Omega_{1,2}(k) = \frac{1}{2} \left[\pm (R_{11} - R_{22}) + \sqrt{(R_{11} + R_{22})^2 - 4R_{12}^2} \right]. \quad (52)$$

While $\Omega_{1,2}$ are both positive Eqs. (49,50) imply that the two eigenmodes have velocities of opposite signs. The mode with acoustic dispersion continues to propagate with negative velocity $v_2 = -\Omega_2/k$.

The velocities in the presence of Coulomb interaction are presented in Fig. 9. The parameter κ controls the width of the outer strip in which the density is larger than its bulk value $\nu = 2/3$ (cf. Fig. 3). Varying its value introduces small $O(1/\ln k)$ corrections to the logarithmic k dependence of v_1 and to the constancy of v_2 . It does, however, modify the k independent parts of the velocities. Increasing the width decreases their values in accordance with the findings of Ref. 40. The numerical values found for $v_{1,2}$ are also quite close to those obtained in Ref. 40.

The edge propagator in the presence of short range interaction exhibits a power-law behavior similar to (45) but with non-universal exponents

$$\gamma_I = \sum_{\alpha=1}^2 \gamma_I^\alpha = \left(\frac{L}{2\pi}\right)^2 \sum_{\alpha,\beta=1}^2 A_I^\alpha A_I^\beta \left[\left((U^{-1} \tilde{U}^{-1})_{\alpha\beta} \cosh 2\theta_k + 2 (U^{-1})_{\alpha 1} (U^{-1})_{\beta 2} \sinh 2\theta_k \right) \right]. \quad (53)$$

In Fig. 10 we present the tunneling exponents for neutral configurations with $\kappa_1 = -\kappa_2 = \kappa$. Increasing κ causes the leading edges of the two condensates to move away from the wall. When the edge nearest to the wall (that of the $I = 2$ condensate in this case) loses contact with the wall we find that $\gamma_{1,2}$ recover their equilibrium values.

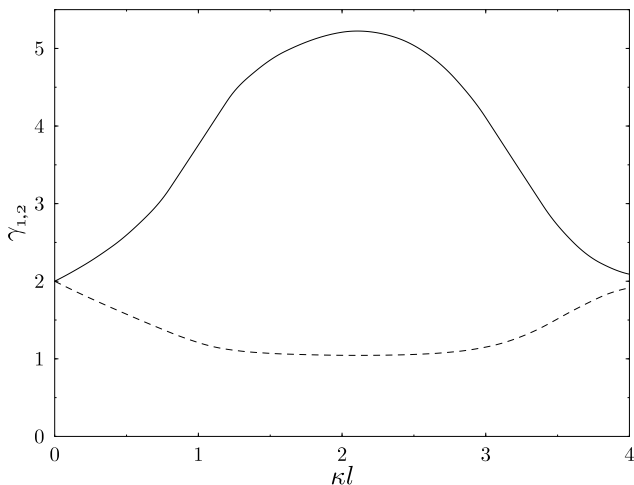


FIG. 10: The tunneling exponents γ_1 (solid line) and γ_2 (dotted line) for neutral non-equilibrium configurations $\kappa_1 = -\kappa_2 = \kappa$ of a $\nu = 2/3$ edge with short range interaction $\lambda_s = 0.2$ and $\lambda_{IJ} = 2\pi m/\nu\delta_{IJ}$.

When tunneling occurs into the entire edge and not into a specific layer the long time (low energy) behavior is determined by the smaller exponent (γ_2 in our case). Driving the system out of equilibrium has the effect of decreasing this exponent. While this tendency agrees with the experimental findings^{4,5,6,7} of a smaller exponent than predicted by the CTLL theory in tunneling into FQHE edges, it does not provide a satisfactory explanation for the observed approximate $1/\nu$ dependence of the tunneling exponent over a wide range of filling factors including those of the form $m/(pm + 1)$. It should be noted here that in contrast to the symmetric case it is still unclear whether inter-condensate tunneling in asymmetric edges may affect the exponent.

Finally, the couplings of the modes to an electric perturbation along the edge, as deduced from the density-density correlator (47) are

$$Q_{1,2} = \sum_{\alpha=1}^2 (U^{-1})_{\alpha 1,2} \cosh \theta_k + (U^{-1})_{\alpha 2,1} \sinh \theta_k. \quad (54)$$

They obey a similar sum rule to (48)

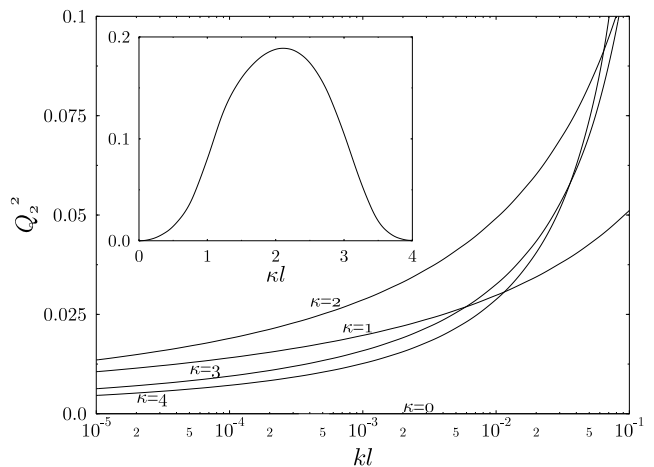


FIG. 11: The coupling of the acoustic mode for neutral asymmetric configurations $\kappa_1 = -\kappa_2 = \kappa$ of a $\nu = 2/3$ edge with Coulomb interaction $\lambda_c = 0.2$ and $\lambda_{IJ} = 2\pi m/\nu\delta_{IJ}$. The inset presents Q_2^2 for similar configurations but in the presence of short range interaction with $\lambda_s = 0.2$. According to (55) the coupling of the magnetoplasmon mode Q_1^2 is given by $2/3 + Q_2^2$.

$$\sum_{\alpha=1}^2 \sigma_\alpha Q_\alpha^2 = \nu. \quad (55)$$

The presence of Coulomb interactions makes the couplings acquire a $1/\ln k$ dependence and reduces the coupling of the acoustic mode relative to the case of short range interactions (see Fig. 11). For the latter type of interactions we observe that once κ is large enough such that the condensates are no longer in contact with the wall Q_2^2 vanishes. The near neutrality of the counter-propagating mode makes its detection difficult especially in experiments⁴¹ where charge fluctuations are induced and detected over a wide range near the edge. The increase of the coupling of this mode to an external probe once the edge is taken out of equilibrium might help in its detection in similar experimental setups. Alternatively one should excite the two condensates selectively by carefully placing a close top gate over part of the edge region.

VI. CONCLUSION

We have provided an explicit demonstration of the way in which the CTLL model for edges of multi-layer FQHE systems emerges as the RPA low-energy limit of the CS theory for such systems. The theory offers a unified de-

scription of edges both in and out of equilibrium and yields an edge spectrum composed of a single magneto-plasmon branch and $m - 1$ acoustic modes together with their dependence on the underlying edge configuration. An attempt to carry the same treatment over to single-layer FQHE states is possible only if one avoids reference to the detailed structure of the composite fermion Landau levels and neglects transitions between them. It is not clear to what extent such approximations are valid.

As far as the question of the tunneling exponent is concerned, we find agreement with the universal results for the $\nu = m/(pm + 1)$ states, obtained by previous studies. For $\nu = m/(pm - 1)$ the minimal tunneling exponent depends on the structure of the edge and tends to decrease when the edge is driven away from equilibrium. While this behavior may account for some of the discrepancy between theory and experiment for $\nu > 1/2$ it is inconsistent with the observed approximate $1/\nu$ dependence of the exponent over a wide range $1 > \nu > 1/4$ of filling factors containing both compressible and incompressible states. Moreover, additional processes, not taken into account here such as impurity scattering, may drive the system back to equilibrium and diminish the effect⁴². We hope that a careful study of the approximations needed in order to apply the theory to single-layer systems, as mentioned above, may help to settle this issue.

Acknowledgments

This research was supported by the United States - Israel Binational Science Foundation (grant No. 2004162).

APPENDIX

In this appendix we prove the identity

$$\left(\frac{L}{2\pi}\right)^2 \sum_{\alpha,\beta=1}^m (M^{-1})_{\alpha\beta} A_I^\alpha A_J^\beta = p \pm \delta_{IJ}, \quad (\text{A.1})$$

used in calculating the commutation relations and the propagator of ψ_I . To this end we define the matrices

$$\bar{M}_{\alpha\beta} = \frac{M_{\alpha\beta}}{(pm \pm 1)^2}, \quad A_{\alpha I} = \frac{A_I^\alpha}{\sum_{I=1}^m A_I^\alpha}, \quad (\text{A.2})$$

in terms of which we can write (38) as

$$\bar{M} = \mp \frac{p}{pm \pm 1} C \pm A \tilde{A}, \quad (\text{A.3})$$

where C is the pseudo-identity matrix and tilde denotes transposition. Using the fact $\sum_{I=1}^m A_{\alpha I} = 1$ we have $AC = C$ and thus also $A^{-1}C = C$ and $C\tilde{A}^{-1} = C$. As a result

$$T \equiv \pm A^{-1} \bar{M} \tilde{A}^{-1} = 1 - \frac{p}{pm \pm 1} C. \quad (\text{A.4})$$

Its inverse is readily found to be

$$T^{-1} = \pm \tilde{A} \bar{M}^{-1} A = 1 \pm pC, \quad (\text{A.5})$$

which is just Eq. (A.1). Summing over I and J in Eq. (A.1) we obtain

$$\sum_{\alpha,\beta=1}^m (M^{-1})_{\alpha\beta} = \nu, \quad (\text{A.6})$$

thus implying the sum rules (48,55).

¹ B. I. Halperin, Phys. Rev. B **25**, 2185 (1982).

² For a review of recent developments see, A. M. Chang, Rev. Mod. Phys. **75**, 1449 (2003).

³ X. G. Wen, Phys. Rev. Lett. **64**, 2206 (1990); Phys. Rev. B **43**, 11025 (1991); Phys. Rev. B **44**, 5708 (1991).

⁴ A. M. Chang, L. N. Pfeiffer and K. W. West, Phys. Rev. Lett. **77**, 2538 (1996).

⁵ M. Grayson, D. C. Tsui, L. N. Pfeiffer, K. W. West and A. M. Chang, Phys. Rev. Lett. **80**, 1062 (1998).

⁶ A. M. Chang, M. K. Wu, C. C. Chi, L. N. Pfeiffer and K. W. West, Phys. Rev. Lett. **86**, 143 (2000).

⁷ M. Hilke, D. C. Tsui, M. Grayson, L. N. Pfeiffer and K. W. West, Phys. Rev. Lett. **87**, 186806 (2001).

⁸ L. S. Levitov, A. V. Shitov and B. I. Halperin, Phys. Rev. B **64**, 075322 (2001) and references therein.

⁹ J. J. Palacios and A. H. MacDonald, Phys. Rev. Lett. **76**,

118 (1996).

¹⁰ S. S. Mandal and J. K. Jain, Phys. Rev. Lett. **89**, 096801 (2002).

¹¹ X. Wan, F. Evers and E. H. Rezayi, Phys. Rev. Lett. **94**, 166804 (2005).

¹² A. Boyarsky, V. V. Cheianov and O. Ruchayskiy, Phys. Rev. B **70**, 235309 (2004).

¹³ D. Orgad, Phys. Rev. Lett. **79**, 475 (1997).

¹⁴ Y. Yu, W. Zheng and Z. Zhu, Phys. Rev. B **56**, 13279 (1997).

¹⁵ B. I. Halperin, Helv. Phys. Acta **56**, 75 (1983).

¹⁶ J. K. Jain, Phys. Rev. Lett. **63**, 199 (1989).

¹⁷ X. G. Wen, Adv. Phys. **44**, 405 (1995).

¹⁸ B. Blok and X. G. Wen, Phys. Rev. B **42**, 8133 (1990).

¹⁹ For the statistical vector potential we distinguish between $\mathbf{a} = [a^x, a^y] = \{a^i\}$ and $a_i = -a^i$.

- ²⁰ U. Zülicke, J. J. Palacios and A. H. MacDonald, Phys. Rev. B **67**, 045303 (2003).
- ²¹ M. Huber, M. Grayson, M. Rother, W. Biberacher, W. Wegscheider and G. Abstreiter, Phys. Rev. Lett. **94**, 016805 (2005).
- ²² L. Brey, Phys. Rev. B **50**, 11861 (1994).
- ²³ D. B. Chklovskii, Phys. Rev. B **51**, 9895 (1995).
- ²⁴ C. de C. Chamon and X. G. Wen, Phys. Rev. B **49**, 8227 (1994).
- ²⁵ X. Wan, K. Yang and E. H. Rezayi, Phys. Rev. Lett. **88**, 056802 (2002).
- ²⁶ T. Morinari and N. Nagaosa, Solid State Commun. **100**, 163 (1996).
- ²⁷ Z. Ezawa and A. Iwazaki, J. Phys. Soc. Jap. **61**, 4133 (1992).
- ²⁸ D. Orgad and S. Levit, Phys. Rev. B **53**, 7964 (1996).
- ²⁹ There are other configurations which remain in the lowest Landau level but involve topological defects, i.e. quasiholes, that can not be reached by a smooth variation of the constant solutions.
- ³⁰ X. G. Wen, A. Zee, Phys. Rev. B **46**, 2290 (1992).
- ³¹ The value of λ_c used in calculating the static mean-field configuration may be different than the one appropriate for determining the edge excitations. One should use $\epsilon = \epsilon_{\text{GaAs}}$ for both purposes as long as $kd > 1$ where k is the wavelength of the excitation and d the distance from the 2D electronic system to the surface of the device. In most experimental cases the latter condition is not fulfilled and $\epsilon \simeq 1$ is a reasonable approximation when considering the excitations, see Ref. 32. We use $\epsilon = (1 + \epsilon_{\text{GaAs}})/2$ in both calculations which results in $\lambda_c = 0.2$ for a typical $\nu = 2/3$ FQHE sample.
- ³² A. V. Volkov, D. V. Galchenkov, L. A. Galchenkov, I. M. Grodnenskii, O. R. Matov and S. A. Mikhailov, Pis'ma Zh. Eksp. Teor. Fiz. **44**, 510 (1986) [JETP Lett. **44**, 655 (1986)].
- ³³ A. H. MacDonald, Phys. Rev. Lett. **64**, 220 (1990).
- ³⁴ L. P. Kouwenhoven, B. J. van Wees, N. C. van der Vaart, C. J. P. M. Harmans, C. E. Timmering and C. T. Foxon, Phys. Rev. Lett. **64**, 685 (1990).
- ³⁵ A. M. Chang and J. E. Cunningham, Phys. Rev. Lett. **69**, 2114 (1992).
- ³⁶ In the uniform system a quasiparticle of type I , localized at the origin, is described by a mean-field solution with $\theta_J = \varphi \delta_{IJ}$ where φ is the azimuthal angle. The excess charge carried by this solution is $\sum_{J=1}^m (K^{-1})_{IJ} = \nu/m$.
- ³⁷ S. Giovanazzi, L. Pitaevskii, and S. Stringari, Phys. Rev. Lett. **72**, 3230 (1994).
- ³⁸ J. von Delft and H. Schoeller, Annalen Phys. **7**, 225 (1998).
- ³⁹ J. D. Naud, L. P. Pryadko and S. L. Sondhi, Nucl. Phys. B **565**, 572 (2000).
- ⁴⁰ U. Zülicke, A. H. MacDonald and M. D. Johnson, Phys. Rev. B **58**, 13778 (1998).
- ⁴¹ R. C. Ashoori, H. L. Stormer, L. N. Pfeiffer, K. W. Baldwin, and K. West., Phys. Rev. B **45**, 3894 (1992).
- ⁴² C. L. Kane and M. P. A. Fisher, Phys. Rev. B **51**, 13449 (1995).